



Presented by  HERBALIFE.

2015 **LA GALAXY** MEDIA GUIDE



2015 LA GALAXY MEDIA GUIDE

TABLE OF CONTENTS

THE CLUB

| | |
|--|-----|
| 2015 LA Galaxy Regular Season Schedule | 4 |
| Anschutz Entertainment Group (AEG) | 5 |
| StubHub Center | 6 |
| Herbalife | 7 |
| LA Galaxy Foundation | 8-9 |
| EXOS | 10 |
| Santa Monica Orthopaedic Group | 10 |

EXECUTIVE STAFF

| | |
|---------------|----|
| Chris Klein | 11 |
| Dan Beckerman | 12 |

THE TEAM

| | |
|---------------------------|-------|
| Bruce Arena | 14 |
| Dave Sarachan | 15 |
| LA Galaxy Technical Staff | 16-21 |

PLAYERS

| | |
|-------------------|-------|
| Player Bios | 23-83 |
| LA Galaxy II | 84-91 |
| Roster | 85 |
| Curt Onalfo | 86 |
| 2015 USL Schedule | 87 |
| 2014 Season | 88-92 |
| LA Galaxy Academy | 93-94 |

HISTORY

| | |
|--|---------|
| LA Galaxy Awards | 96-99 |
| LA Galaxy All-Time Transactions | 100-111 |
| LA Galaxy Galaxy MLS SuperDraft Selections | 112-114 |
| Year by Year Statistics | 115-168 |
| PLAYER STATISTICS | |
| GAME BY GAME | |
| POSTSEASON PLAYER STATISTICS | |
| POSTSEASON GAME BY GAME | |
| 2014 | 115-117 |
| 2013 | 118-120 |
| 2012 | 121-123 |
| 2011 | 124-126 |

| | |
|------|---------|
| 2010 | 127-129 |
| 2009 | 130-132 |
| 2008 | 133-134 |
| 2007 | 135-136 |
| 2006 | 137-138 |
| 2005 | 139-141 |
| 2004 | 142-144 |
| 2003 | 145-147 |
| 2002 | 148-150 |
| 2001 | 151-153 |
| 2000 | 154-156 |
| 1999 | 157-159 |
| 1998 | 160-162 |
| 1997 | 163-165 |
| 1996 | 166-168 |

ALL-TIME STATS

| | |
|-----------------------------|---------|
| Own Goals | 170 |
| Penalty Kicks | 171-174 |
| Red Cards | 175-177 |
| Individual Stats | 178-182 |
| Coaching | 183 |
| Postseason Individual Stats | 184-186 |
| Reserve Stats | 187 |

LEADERS

| | |
|---------------------------------------|---------|
| LA Galaxy All-Time Individual Leaders | 191-194 |
| Year-By-Year Leaders | 195-202 |
| Regular Season | 203 |

| | |
|---------------|---------|
| U.S. OPEN CUP | 205-230 |
| Box Scores | 207-215 |
| Year-by-Year | 216-231 |

CONCACAF CHAMPIONS LEAGUE

| | |
|------------|---------|
| Box Scores | 232-240 |
|------------|---------|

| | |
|-----------------------------------|---------|
| LA Galaxy Team-by-Team Statistics | 243-278 |
|-----------------------------------|---------|

| | |
|--------------------------------------|---------|
| MLS All-Time Leaders | 279-288 |
| MLS Individual Single-Season Leaders | 289-304 |
| MLS Year-By-Year Leaders | 306-327 |

2015 LA GALAXY MEDIA GUIDE

2015 LA GALAXY MEDIA GUIDE ART DIRECTOR: Michelle Villas, Moon Tide Media, Inc.

SENIOR DIRECTOR OF COMMUNICATIONS AND DIGITAL: Brendan Hannan

COMMUNICATIONS MANAGER: Chris Glidden

COMMUNICATIONS SPECIALIST: Vicky Mercado

COMMUNICATIONS ASSISTANT: Gabriella Plascencia

DIGITAL MEDIA MANAGER: Chris Thomas

GRAPHIC DESIGNER: Brad Saiki

PHOTOGRAPHERS: Robert Mora, Hana Asano, German Alegria

THE CLUB



2015 LA GALAXY

REGULAR SEASON SCHEDULE

| GM | DATE | OPPONENT | TIME (PT) | TELEVISION |
|----|---------------------------|---------------------------|------------------|---------------------------|
| 1 | FRIDAY, MAR. 6 | VS. CHICAGO | 7:00 p.m. | UniMás |
| 2 | Sunday, Mar. 15 | at Portland | 4:00 p.m. | FOX |
| 3 | SATURDAY, MAR. 21 | VS. HOUSTON | 7:30 p.m. | TWCS/TWCD |
| 4 | Saturday, Mar. 28 | at DC | 4:00 p.m. | TWCS/TWCD |
| 5 | Saturday, Apr. 4 | at Vancouver | 7:00 p.m. | TWCS/TWCD |
| 6 | SUNDAY, APR. 12 | VS. SEATTLE | 4:00 p.m. | FOX |
| 7 | SATURDAY, APR. 18 | VS. KANSAS CITY | 7:30 p.m. | TWCS/TWCD |
| 8 | Sunday, Apr. 26 | at New York Red Bulls | 2:00 p.m. | ESPN |
| 9 | SATURDAY, MAY 2 | VS. COLORADO | 7:30 p.m. | TWCS/TWCD |
| 10 | Wednesday, May 6 | at Real Salt Lake | 6:30 p.m. | TWCS/TWCD |
| 11 | Saturday, May 9 | at Dallas | 5:30 p.m. | TWCS/TWCD |
| 12 | Sunday, May 17 | at Orlando | 2:00 p.m. | ESPN |
| 13 | FRIDAY, MAY 22 | VS. HOUSTON | 7:30 p.m. | Univision Deportes |
| 14 | WEDNESDAY, MAY 27 | VS. REAL SALT LAKE | 7:30 p.m. | TWCS/TWCD |
| 15 | Sunday, May 31 | at New England | 4:00 p.m. | FOX |
| 16 | SATURDAY, JUNE 6 | VS. VANCOUVER | 7:30 p.m. | TWCS/TWCD |
| 17 | Saturday, June 13 | at Columbus | 4:30 p.m. | TWCS/TWCD |
| 18 | SATURDAY, JUNE 20 | VS. PHILADELPHIA | 7:30 p.m. | TWCS/TWCD |
| 19 | WEDNESDAY, JUNE 24 | VS. PORTLAND | 8:00 p.m. | ESPN |
| 20 | Saturday, June 27 | at San Jose* | 7:30 p.m. | TWCS/TWCD |
| 21 | SATURDAY, JULY 4 | VS. TORONTO | 7:30 p.m. | TWCS/TWCD |
| 22 | FRIDAY, JULY 17 | VS. SAN JOSE | 8:00 p.m. | Univision |
| 23 | Saturday, July 25 | at Houston | 6:00 p.m. | TWCS/TWCD |
| 24 | Saturday, Aug. 1 | at Colorado | 6:00 p.m. | TWCS/TWCD |
| 25 | SUNDAY, AUG. 9 | VS. SEATTLE | 1:00 p.m. | ESPN |
| 26 | Saturday, Aug. 15 | at Dallas | 6:00 p.m. | TWCS/TWCD |
| 27 | SUNDAY, AUG. 23 | VS. NEW YORK | 2:00 p.m. | ESPN |
| 28 | Friday, Aug. 28 | at San Jose | 8:00 p.m. | Univision |
| 29 | SATURDAY, SEP. 12 | VS. MONTREAL | 7:30 p.m. | TWCS/TWCD |
| 30 | Saturday, Sep. 19 | at Real Salt Lake | 6:30 p.m. | TWCS/TWCD |
| 31 | SATURDAY, SEP. 26 | VS. DALLAS | 7:30 p.m. | TWCS/TWCD |
| 32 | Sunday, Oct. 4 | at Seattle | 6:30 p.m. | FOX |
| 33 | SUNDAY, OCT. 18 | VS. PORTLAND | 4:00 p.m. | FOX |
| 34 | Sunday, Oct. 25 | at Kansas City | 4:00 p.m. | TWCS/TWCD |



sponsored by HERBALIFE



AEG is one of the leading sports and entertainment presenters in the world. AEG, a wholly owned subsidiary of the Anschutz Company, owns, controls or is affiliated with a collection of companies including over 100 of the world's preeminent facilities such as STAPLES Center (Los Angeles, CA), Sprint Center (Kansas City, MO), Citizen's Business Bank Arena (Ontario, CA), O.co Coliseum (Oakland, CA), Oracle Arena (Oakland, CA), Valley View Casino Center (San Diego, CA), American Airlines Arena (Miami), Best Buy Theater (Times Square, NY), Verizon Theatre (Grand Prairie, TX), Colosseum at Caesars Palace

(Las Vegas, NV), Target Center (Minneapolis, MN), BBVA Compass Stadium (Houston, TX), Allphones Arena (Sydney, AU), MasterCard Center (Beijing, China), Ahoy Arena (Rotterdam), Ericsson Globe Arena (Stockholm), Qatar National Convention Centre (Doha), O2 World Hamburg, O2 World (Berlin) and The O2, a 28-acre development located in the eastern part of London along the Thames River which includes a 20,000-seat arena and over 650,000sf of leisure and entertainment use which are all part of the portfolio of AEG Facilities; AEG Merchandising, a full service merchandising company; and AEG Global Partnerships, responsible for worldwide sales and servicing of sponsorships naming rights and other strategic partnerships.

In addition, AEG developed and operates StubHub Center, a \$150 million national training center located on the campus of California State University, Dominguez Hills in Carson, CA which is an Official U.S. Olympic Training Site and features elite facilities for soccer, tennis, track & field, track cycling, boxing, lacrosse, rugby, football and other sports, as well as concerts and family shows, and is home to back to back MLS Champion LA Galaxy and Chivas USA MLS franchises. The company is also spearheading the development of Farmers Field, a 72,000-seat stadium and Event Center in downtown Los Angeles designed to host an NFL franchise, conventions and special events as well as a sports and entertainment arena in Las Vegas in partnership with MGM Resorts Intl.

Teams including the 2012 Stanley Cup Champion LA Kings (NHL), Manchester Monarchs (AHL), Ontario Reign (ECHL), Houston Dynamo & MLS Champion LA Galaxy (MLS), three hockey franchises in Europe as well as the Hammarby (Sweden) Fotboll Club, management of privately held shares of the Los Angeles Lakers, events such as the Amgen Tour of California cycling race and a schedule of soccer exhibitions in the United States featuring the most popular international teams are part of AEG Sports.

AEG Live, the live-entertainment division of Los Angeles-based AEG, is dedicated to all aspects of live contemporary music performance. AEG Live is comprised of touring, festival, exhibition, broadcast, merchandise and special event divisions, fifteen regional offices and owns, operates or exclusively books thirty five state-of-the-art venues. The current and recent concert tour roster includes artists such as Taylor Swift, The Black Eyed Peas, Bon Jovi, Usher, Carrie Underwood, Daughtry, Justin Bieber, Leonard Cohen, Wisin & Yandel, Kenny Chesney, P!nk and Paul McCartney. The company is also currently producing productions including Shania Twain at The Colosseum at Caesars Palace, Supernatural Santana: A Trip Through the Hits at The Joint at Hard Rock Hotel & Casino in Las Vegas. The division's exhibition portfolio boasts the most successful exhibition of all time, Tutankhamun and the Golden Age of the Pharaohs, which has attracted more than seven million visitors since 2005. AEG Live is also the largest producer of music festivals in North America from the critically acclaimed Coachella Music & Arts Festival to Stagecoach and New Orleans Jazz & Heritage Festival.

AEG directed the overall creation and development of L.A. LIVE, the 4 million square foot / \$2.5 billion downtown Los Angeles sports, residential & entertainment district featuring venues such as Nokia Theatre L.A. LIVE, Club Nokia and The Conga Room; the GRAMMY Museum, saluting the history of music and the genre's best know awards show; a 54-story, 1001-room convention "headquarters" destination (featuring The Ritz-Carlton and JW Marriott hotels and 224 luxury condominiums - The Residences at The Ritz-Carlton L.A. LIVE - all in a single tower), Regal Cinemas L.A. LIVE Stadium 14 movie theatre, "broadcast" facilities for ESPN, along with entertainment, restaurant and office space making it the region's most active "live content and event campus."

In 2012, AEG Facilities launched its Turf Pro sports turf management program designed to provide and maintain company managed stadiums and teams with the highest quality playing surface. An annual Turf Pro Conference will be launched in 2013 for venue operators from around the globe to convene and discuss techniques and technologies to advance the management of professional sports playing surfaces.

In 2010, AEG launched its AEG 1EARTH environmental program with the announcement of 2020 environmental goals and the release of the industry's first sustainability report while in 2011, AEG introduced axs Ticketing, the first phase of its new entertainment platform serving as the company's primary consumer brand which will also feature a mobile service as well as a video content service now in development. In summer 2012, in partnership with HDNet, Ryan Seacrest Productions and Creative Artists Agency, AEG launched AXS TV, a new linear cable channel focusing on live entertainment and lifestyle programming available in nearly 40 million homes.

Contact: Michael Roth, V.P., Communications - (213) 742-7155 – mroth@aegworldwide.com
For more information on AEG, visit: www.aegworldwide.com

STUBHUB CENTER

StubHub Center is southern California's home of world-class competition and training facilities for amateur, Olympic, collegiate and professional athletes. Managed by AEG Facilities, the \$150 million, privately financed facility was developed by AEG on a 125-acre site on the campus of California State University, Dominguez Hills (CSUDH) in Carson, California. StubHub Center features an 8,000-seat tennis stadium, a 27,000-seat stadium for soccer, football and other athletic competitions and outdoor concerts; a 2,000-seat facility for track & field and a 2,450-seat indoor Velodrome – the VELO Sports Center – for track cycling. StubHub Center is home to Major League Soccer's LA Galaxy, the five-time MLS Cup Champions. StubHub Center is also home of the United States Tennis Association's (USTA) High Performance Training Center, the national team training headquarters for the U.S. Soccer Federation (USSF) and EXOS, an international training center for elite and professional athletes. For additional information please visit www.stubhubcenter.com.

Since opening on June 1, 2003, with the inaugural Home Depot Track & Field Invitational, StubHub Center has hosted some of the finest national and international competitions in the world. In the facility's first year of operation, it hosted the 2003 MLS All-Star Game, 2003 MLS Cup game and the 2003 FIFA Women's World Cup championship match. Since then, StubHub Center has hosted major soccer tournaments and matches, including the qualifying for the prestigious Copa Libertadores - InterLiga, SuperLiga, CONCACAF Men's & Women's Gold Cup matches and the World Series of Football. StubHub Center hosted the LA Women's Tennis Championships presented by Herbalife, a Tier II Sony Ericsson WTA Tour event, showcasing tennis' most elite female athletes, from 2004 to 2009. The facility is also home to the nation's premier indoor velodrome and hosted the UCI Track Cycling World Cup Classics 2005-2007, and, in 2005, hosted the World Championships.

StubHub Center's commitment to athletics and training also extends to the surrounding communities. Tennis courts, soccer training fields and a three-mile jogging trail with 12 fitness stations around the perimeter of the development is available to local residents as well as other facilities and amenities. Through foundations established by AEG-operated entities such as the Galaxy, the Los Angeles Kings (NHL) and STAPLES Center, more than \$5 million has been pledged to community organizations in the last seven years, including new donations targeting the local Carson community established by the StubHub Center Charitable Foundation.

StubHub Center is southern California's legacy to sports, building character through competition.



Herbalife Ltd. (NYSE:HLF) is a global nutrition company that sells weight-management, nutrition and personal care products intended to support a healthy lifestyle. Herbalife® products are sold in more than 90 countries to and through a network of independent members. The company supports the Herbalife Family Foundation and its Casa Herbalife program to help bring good nutrition to children.

Two years after becoming the official nutrition company of the LA Galaxy in 2005, Herbalife became the official jersey and presenting sponsor of the club. As the Galaxy's official jersey sponsor, the Herbalife appears prominently on the front of the club's jersey, which is one of the top selling jerseys in MLS. Herbalife is also the Galaxy's official and exclusive nutrition partner, with the entire line of the Herbalife products available to the club's players and coaching staff.

In 2012, LA Galaxy and Herbalife announced a record 10-year extension to their existing agreement that has seen the global nutrition company continue as the official presenting sponsor and jersey sponsor of the Galaxy. The landmark extension to the partnership will run through the 2022 MLS season and is valued at over \$44 million, making it the single largest and longest sponsorship agreement for an MLS club in League history.

The Galaxy and Herbalife have partnered to support charitable efforts between the LA Galaxy Foundation and the Herbalife Family Foundation to benefit vulnerable and underserved children.

To learn more about Herbalife, please visit www.herbalife.com.



HERBALIFE.



LA GALAXY FOUNDATION

The LA Galaxy Foundation, the non-profit arm of the LA Galaxy, is dedicated to assisting the community in which the team lives, works, and plays. LA Galaxy players, coaches, alumni and staff spend countless hours giving back to the community at local schools, hospitals, fields, and events. The Foundation



GALAXY FOUNDATION

continually strives to aid organizations that meet its mission of supporting and creating education, health, and soccer-related activities and programs for youth in the greater Los Angeles area. The Foundation is committed to helping children through educational, health and soccer based initiatives and programs.

Last year, the LA Galaxy and LA Galaxy Foundation led numerous initiatives and spent countless hours serving the Los Angeles community. In Fall 2014, the Galaxy Foundation invested funds to create the LA Galaxy Field at Algin Sutton Recreation Center in South Los Angeles, giving the local community a venue to play soccer and feature weekly Soccer For Success programs. Additionally, 2014 saw an expanded partnership with Children's Hospital Los Angeles after becoming an official sponsor of their Sports Medicine Conference and Sports Medicine program at the hospital.

In the fall and winter of 2014, the Galaxy Foundation formed a new partnership with A Place Called Home (APCH) in South Central Los Angeles, where the two organizations teamed up with Herbalife to serve over 2,000 families Thanksgiving meals and donated toys to over 3,000 youths in LA during the holiday season. The Galaxy Foundation and MLS WORKS also refurbished a multi-purpose synthetic field at APCH to provide a new field surface, a scoreboard, lights, cleats, and enough new kits for the 17 teams and approximately 500 athletes that participate in organized soccer programming provided by APCH.

In celebration of 20 years of Major League Soccer in Los Angeles, the LA Galaxy will be participating in 20 acts of community service throughout the 2015 season. 20 for Twenty will see LA Galaxy players, coaches, alumni, academy teams, alliance clubs, supporter groups and front office members participate in 20 unique and separate full-day service projects to benefit communities surrounding the greater Los Angeles area through a series of one-day events.

For more information about 20 for Twenty and the LA Galaxy Foundation, please visit www.lagalaxy.com/community/foundation.





EXOS

EXOS, formerly Athletes' Performance, returns for its eighth season as the Official Performance Training Provider to the Galaxy. EXOS is recognized as the industry leader in offering the highest level of integrated performance training and performance physical therapy, as well as the most fully integrated training systems in the world. EXOS systems have helped to power the best of the best in sport: Green Jacket winners, Grand Slam Titles, World Series Winners, Stanley Cup Champions, Super Bowl and NBA Champions, Olympic Gold Medalists, World Cup Medalists and All-Stars from every major sport.

With training facilities at StubHub Center, EXOS is positioned to provide its world-renowned integrated training system to help the Galaxy players achieve their individual peak performance levels. Through the integration of performance training, physical therapy and nutrition, EXOS staff members create customized solutions for each Galaxy player helping to maximize productivity on the field and decrease injury potential.



SANTA MONICA ORTHOPAEDIC GROUP

The Santa Monica Orthopaedic and Sports Medicine Group provides the official club doctors for the LA Galaxy, with the team of Dr. Bert Mandelbaum and Dr. Byron Patterson leading the group's efforts with the club. SMOG has grown to be the premier orthopaedic practice in Western Los Angeles, and now consists of 12 physicians all of whom meet the highest standards of education, training and experience.

In addition to their physicians, the group has assembled many of the top nurses, technicians and therapists ready to assist patients in any way possible, and their integrated practice includes the following services for better patient care and convenience:

- Digital X-Ray
- Extremity MRI
- Physical Therapy
- Outpatient Surgery Center
- Affiliated with St. John's Hospital

In addition to providing these services for their patients, SMOG physicians are constantly involved in the development of new techniques and treatments to remain on the cutting edge of orthopaedic medicine. This includes work with the National Institute of Health as well as some of the world's leading medical technology companies. In addition, SMOG has developed a nationally recognized fellowship program that annually trains 2-3 orthopaedic surgeons from around the country in the most advanced techniques of patient care for all aspects of sports medicine.



SANTA MONICA ORTHOPAEDIC
AND SPORTS MEDICINE GROUP

CHRIS KLEIN



sponsored by HERBALIFE



After a standout 12-year career in MLS that saw him win MLS Cup in 2000 and set new MLS records for most consecutive games started and games played, Chris Klein retired from the game following the 2010 MLS season to become the Galaxy's Senior Director of the LA Galaxy Academy. He was officially named to that position in December 2010, before becoming a Vice President for the club in February 2012. In January of 2013, Klein was named President of the LA Galaxy.

In 2014, Klein was named Street and Smith's Sports Business Journal's Forty Under 40 after his countless accomplishments as president of the Galaxy in the last 12-24 months. Klein has played an instrumental role in the Galaxy becoming the first team to win five MLS Cups. The Galaxy, under his direction, drove innovation in Major League Soccer by being the first club to launch a second division team with the launch of Galaxy II in USL PRO.

Additionally, Klein led the charge in AEG and the Galaxy investing \$15 million dollars into StubHub Center, the Galaxy's soccer-specific stadium, including building the largest video board in MLS, and also built the Champions Lounge, an all-inclusive premium club at the StubHub Center in addition to updating the food and beverage experience with new bars and concessions in-stadium.

Under his administration, the Galaxy re-signed Robbie Keane and Omar Gonzalez, two of MLS' most recognizable players. Klein and the Galaxy have also accomplished a best-in-class player development system that has seen five Galaxy Academy players signed to the first team.

A four-time All-Star in MLS, Klein ranks fifth in league history with 333 career games played as a member of the Kansas City Wizards, Real Salt Lake and the Galaxy, who he joined in June 2007. In his time with the Galaxy, Klein appeared in more than 100 games in all competitions, scoring five times and adding 15 assists.

The 39-year-old, who holds his USSF "B" coaching license, began his MLS career in 1998 when he was selected by the Kansas City Wizards in the first round (4th overall) of the MLS College Draft. In eight years with the Wizards, Klein helped the club win their first MLS Cup in 2000, assisting on Miklos Molnar's game-winning goal as the Wizards defeated Chicago 1-0. An All-Star every year from 2002-05, Klein scored 39 goals and added 45 assists in his time with the club, while also helping them win the 2004 Lamar Hunt U.S. Open Cup. Klein is the only player in MLS history to win the league's Comeback Player of the Year award twice, doing so in 2002 and 2005 after twice recovering from serious knee injuries.

Prior to the start of the 2006 season, Klein was traded to Real Salt Lake, where he had eight goals and nine assists in 43 games for the club. He was on the move once again in June 2007 when he was acquired by the Galaxy in exchange for Robbie Findley and Nathan Sturgis.

Klein immediately established himself as one of the most reliable players in the Galaxy squad as he went on to set MLS records for consecutive games started (118) and games played (141) that still stand today. In 94 regular season appearances for the club, Klein had two goals and 15 assists, while adding a pair of goals in the 2007 SuperLiga. The second of these goals cemented his place in club lore, as his bicycle kick in the final seconds of second half stoppage time in the SuperLiga Final, tied the game at 1-1 and sent the match to extra time.

In addition to his play in MLS, Klein earned 22 caps with the U.S. National Team, scoring five goals and adding three assists. He made his international debut in a 2-0 win over Mexico on 10/25/2000 at the Rose Bowl and scored his first goal for the U.S. in his eighth appearance, a 4-0 win over Canada in January 2003. He two goals and two assists in six games for the U.S. in 2006, making his final appearance for his country in March of that year.

Klein played his college soccer at Indiana University, playing in 88 games during his four years with the Hoosiers. He finished his college career with 19 goals and 18 assists and led his team to the NCAA Tournament four times, including a berth in the College Cup Final in 1994 where they lost to Bruce Arena's University of Virginia.

Honors, distinctions and awards:

Street and Smith's Sports Business Journal's Forty Under 40 – 2014 and 2015

MLS Comeback Player of the Year – 2002 and 2005

LA Galaxy MVP – 2007

DAN BECKERMAN



Dan Beckerman serves as President and Chief Executive Officer for AEG, one of the world's leading presenters of sports and entertainment programming, and as Alternate Governor of the Kings.

In addition to oversight of key AEG divisions such as AEG Facilities, AEG Live, AEG Sports, AEG Global Partnerships, AEG Europe, AEG China and AEG Digital (including the AXS platform), Beckerman, who reports directly to AEG Founder and Chairman Philip Anschutz, oversees long range planning, acquisitions, financial oversight and corporate governance while serving on the six member committee that constitutes AEG's Office of the Chairman.

Beckerman most recently served as Chief Operating Officer and Chief Financial Officer for AEG. In this capacity, his responsibilities included overseeing the day-to-day operations for AEG and fiscal planning for its subsidiaries including STAPLES Center, the Los Angeles Kings, both of the company's MLS franchises (where he will continue to serve as a member of the league's Board of Governors), two minor league hockey franchises, international holdings and AEG Live, the firm's "live" entertainment division. He was also responsible for the financial oversight, long range planning and debt financing for AEG's development projects throughout the world, including The O2 arena and sports & entertainment district (London), The O2 World arena (Berlin), Sprint Center (Kansas City), Nokia Theatre L.A. LIVE and L.A. LIVE (a \$3 billion downtown Los Angeles sports & entertainment district) among others.

Since joining the organization in August 1997 as CFO of the Los Angeles Kings, Beckerman has played a key role in the investment of over \$5 billion to develop facilities such as STAPLES Center, LA LIVE, The O2 in London, O2 World in Berlin, the Marriott/Ritz-Carlton hotels, The StubHub Center and BBVA Compass stadium; the operations of over one dozen sports franchises worldwide; and the creation of AEG Live, the country's second largest live entertainment promotion entity. In each case, he was responsible for financial planning, budgeting, financial reporting and overall analysis for all matters pertaining to each division or company's business plan.

Prior to joining AEG, Beckerman served as Vice President, Finance for the Los Angeles Clippers for two seasons where he was responsible for all financial matters. Previously, he worked as a senior accountant at Arthur Andersen in Los Angeles where he specialized in corporate taxation.

Beckerman received his MBA in Finance from the Anderson School at UCLA. In 1992, he graduated with honors from UCLA with a Bachelors Degree in Economics. He lives in Westwood with his wife and two daughters.



THE TEAM



BRUCE ARENA – GENERAL MANAGER/HEAD COACH



The only five-time MLS Cup winning head coach, Bruce Arena enters his eighth season with the Galaxy after taking over the team as the General Manager and Head Coach of the Galaxy on August 18, 2008. One of the most successful head coaches in MLS and U.S. National Team history, Arena led the Galaxy to their fifth MLS Cup in 2014, becoming the first coach in MLS league history to win five championships. Arena became the seventh coach in the club's history and has led the Galaxy to four MLS Cup finals, capturing the MLS Cup in 2011, 2012 and 2014. In his dual role, Arena oversees all of the club's soccer operations in addition to his responsibilities in coaching the first team.

In 2014, Arena was named the 2014 recipient of the prestigious Werner Fricker Builder Award, the highest honor that an individual can receive from the U.S. Soccer Federation. The Werner Fricker Award is bestowed on an individual who has worked tirelessly on furthering the interest of the sport of soccer without regard to personal recognition or advancement.

Arena has thrice been named the MLS Coach of the Year, including winning it in 2009 and 2011 with the LA Galaxy and for the first time in 1997 as head coach of D.C. United. A member of the National Soccer Hall of Fame, Arena completely re-hauled the club's roster prior to the start of the 2009 season, bringing in 16 new players while helping the Galaxy reach MLS Cup for the first time since 2005.

The all-time leader in wins amongst coaches in U.S. National Team history, Arena led the U.S. to the FIFA World Cup twice, including an historical quarterfinal berth in 2002 in Japan/Korea. Arena took over as head coach in November 1998 and was in charge for nearly eight years, collecting a 71-30-29 all-time record, while leading the U.S. to the CONCACAF Gold Cup title in 2002 and 2005, the 2000 Nike U.S. Cup championship, as well as a third place finish in the 1999 Confederations Cup in Mexico.

Following the conclusion of the 2014 season, the 63-year-old has a career regular season record of 176-104-64 in MLS and a postseason mark of 30-10-5, including a 12-5-3 postseason record with the Galaxy. His 176 career regular season wins are the second most in MLS history, while his 30 postseason wins are the most in league history. Arena's five MLS Cup championships are three more than any other coach in MLS history and he is one of just two coaches currently in MLS, along with Schmid, to win both MLS Cup and the U.S. Open Cup.

Arena was the first coach in D.C. United history, joining the club for its inaugural season in 1996. He would spend three seasons with United, reaching MLS Cup three times, winning it twice, in addition to reaching the U.S. Open Cup Final twice and winning the tournament once. He also helped United become the first MLS team ever to win the CONCACAF Champions Cup and the Interamerican Cup, winning each in 1998.

After a slow start to their inaugural season, Arena helped re-vitalize United and led the club to a second place finish in the Eastern Conference. Then, after losing their first postseason game against the MetroStars, Arena and United won their next five games to win the inaugural MLS Cup, culminating with a 3-2 extra time win over the Galaxy in the rain at Foxboro Stadium. Ten days later, United completed the "Double" by becoming the first MLS club ever to win the U.S. Open Cup, defeating the Rochester Rhinos 3-0.

Arena followed up that performance a year later by being named the MLS Coach of the Year for the first time after leading United to the best record in MLS and a second MLS Cup championship in as many years, defeating the Colorado Rapids 2-1 at RFK Stadium.

In 1998, his final season with United, Arena again led the club to the Eastern Conference championship, finishing the regular season with the second best record in the league. But despite becoming the first MLS club to win the CONCACAF Champions Cup in August of that year and the Interamerican Cup, United fell in their bid for a third consecutive MLS Cup title, falling to the Chicago Fire.

Following the 2006 FIFA World Cup in Germany, Arena parted company with U.S. Soccer and returned to MLS when he was named the Sporting Director and Head Coach of the New York Red Bulls in August 2006. He spent a year and a half with the Red Bulls, compiling a 16-16-10 record while helping New York reach the postseason both years. He helped to develop young stars like Jozy Altidore and Dane Richards while also signing players like Juan Pablo Angel, who was a finalist for the MLS MVP award and the Newcomer of the Year Award in 2007.

Following a brief stint at the University of Puget Sound (1976), Arena was named the head coach at the University of Virginia, in 1978. He held that position for 18 years, helping the Cavaliers to five ACC Tournament Championships and five National Championships, including four in a row from 1991-1994.

DAVE SARACHAN – ASSOCIATE HEAD COACH



sponsored by HERBALIFE



A four-time MLS Cup winning coach, Dave Sarachan enters his eighth season as the Galaxy's Associate Head Coach after being hired by the club on August 18, 2008, the same day that Bruce Arena was named the club's General Manager and Head Coach. This is the fourth time in his coaching career that Sarachan has worked with Arena, having previously served as his assistant at the University of Virginia (1984-1988), D.C. United (1998-1999) and with the U.S. National Team (2000-2002). An invaluable member of the Galaxy coaching staff, Sarachan has helped lead his teams to MLS Cup six times in his 14 seasons as a coach in MLS.

A veteran coach with experience in college soccer and MLS as well as with the U.S. National Team, Sarachan, 59, began his coaching career as an assistant at the University of Rochester (1976-77) and Cornell (1983) before joining Arena's staff at Virginia in 1984. After five years with the Cavaliers, Sarachan returned to Cornell to become the school's head coach in 1989. In nine seasons with the Big Red, Sarachan compiled a

64- 63-16 record, a pair of NCAA Tournament berths and an Ivy League Championship before moving to the professional game as an assistant coach with D.C. United.

After two seasons with United, during which he helped lead the club to an MLS Cup title in 1999, Sarachan joined forces once again with Arena, this time with the U.S. National Team. Sarachan helped the U.S. qualify for the 2002 FIFA World Cup in Japan/Korea where they had their best finish since 1930, reaching the Quarterfinals before losing to the tournament's eventual runner-up Germany. Following the 2002 MLS season, Sarachan was named the head coach of the Chicago Fire, a position that he held for four and a half years, helping lead the Fire to the 2003 Supporters' Shield and that year's MLS Cup Final, while also winning the MLS Coach of the Year award that season. Sarachan also helped lead the Fire to a pair of U.S. Open Cup Championships in 2003 and 2006.

In his time with the Fire, Sarachan's teams had a record of 55-50-31 in regular season games and reached the postseason three times. Under his direction, the Fire never failed to at least reach the semifinals of the Lamar Hunt U.S. Open Cup, reaching the Final three times and winning the tournament twice.

Prior to joining the Galaxy in August 2008, Sarachan served as the Director of Scouting for the United States Soccer Federation's Developmental Academy Program, where he worked to help identify many of the top young players throughout the nation. A native of Rochester, N.Y., Sarachan is a graduate of Cornell University where he was an All-American soccer player, helping lead the Big Red to the NCAA Tournament as a senior. Prior to entering the coaching ranks, he played professionally in both the NASL, with the Rochester Lancers and the MISL with the Pittsburgh Spirit, Buffalo Stallions, Baltimore Blast and Kansas City Comets.



PAT NOONAN – ASSISTANT COACH



A 10-year MLS veteran who appeared in 10 regular season games for the Galaxy in 2012, Pat Noonan won MLS Cup twice during his career, helping the Columbus Crew win their first championship in 2008 and the Galaxy to their second straight title in 2012. On January 11, 2013 it was announced that Noonan had retired as a player and had joined the club as an assistant coach.

In a 10-year MLS career that saw him score 42 goals and add 33 assists in 183 regular season games, Noonan helped his team reach MLS Cup five times, winning a pair of championships. An All-Star in 2004 when he finished tied for the MLS scoring lead with career-highs of 11 goals and eight assists, Noonan won the U.S. Open Cup three times during his career, helping the New England Revolution to their first Open Cup title in 2007 before winning the tournament again with Seattle in 2010 and 2011. A native of Ballwin, Mo., Noonan made his U.S. National Team debut in March 2004 in a friendly against Haiti and he scored his first international goal just under a year later in a 3-0 win

over Colombia. He collected 14 caps in his international career, with all but one of those appearances coming when Bruce Arena was the coach of the National Team.

Noonan, who holds a U.S. Soccer Federation "B" coaching license, began his MLS career with New England in 2003, being selected by the club in the first round of the MLS SuperDraft. A finalist for the MLS Rookie of the Year award that season, Noonan spent five seasons with the Revolution, scoring 37 goals and adding 29 assists while helping New England reach three consecutive MLS Cups. Following the 2007 season, Noonan moved to Europe, signing with Aalesunds FK of the Norwegian Tippeligaen before returning to MLS in August 2008, joining the Columbus Crew, with whom he won his first MLS Cup. He split the 2009 season between Columbus and Colorado before joining Seattle in 2010. After two seasons with the Sounders, the 32-year-old was taken by the Galaxy in Stage 2 of the 2011 MLS Re-Entry Process. He appeared in 14 games in all competitions last season, scoring once in the league and once in the U.S. Open Cup while winning his second MLS Cup.

KENNY ARENA – ASSISTANT COACH



Kenny Arena joined the LA Galaxy coaching staff on January 2014 after spending the last two years as the head coach at Florida International University.

A former head coach in the Galaxy Academy, Arena was named the head coach at Florida International in March 2012. Arena led the Panthers to an 8-8-2 record in his first season in charge, giving them their most wins in a single season since 2005. FIU finished the 2013 season with a 6-10-1 record, giving Arena a 14-18-3 record in his two seasons in charge.

Arena began his coaching career as an assistant at the University of Virginia in 2006 before joining the coaching staff at George Mason University in 2007. He first came to California in 2008, joining Jorge Salcedo's staff at UCLA. In four seasons with the Bruins, Arena helped lead his team to the NCAA Tournament four times, including a berth in the College Cup in 2011. Nearly 20 players that Arena coached while at UCLA went on to be drafted by MLS teams, including Chandler Hoffman, Kyle Nakazawa, Brian Perk, Brian

Rowe and Michael Stephens, all of whom went on to play for the Galaxy.

During his time at UCLA, Arena also worked as a coach with the Galaxy Academy, serving as the head coach of the Galaxy U-16's. While with the Academy, Arena coached current Galaxy Homegrown players Jack McBean and Oscar Sorto while helping lead his team to the U.S. Soccer Development Academy U-16 National Championship and the U-17 Generation adidas Cup in July 2011.

A former U.S. youth national team player, Arena played college soccer at Virginia and was selected by the MetroStars (now New York Red Bulls) in the fourth round of the 2003 MLS SuperDraft. He would spend three years in MLS as a player, scoring once in 20 games over two seasons with the club before being traded to D.C. United, where he spent the 2005 season.



sponsored by HERBALIFE

MATT REIS – GOALKEEPER COACH



The 2013 MLS WORKS Humanitarian of the Year, Reis retired in December 2013, bringing an end to a 16-year MLS career that saw him reach MLS Cup six times. A member of the Galaxy from 1998-2002, Reis helped the club win their first MLS Cup in 2002 before being traded to the New England Revolution in January 2003. Over the course of his 16-year MLS career, Reis appeared in 288 games and made 282 starts while recording 110 wins, 1,114 saves and 75 shutouts, leaving him in the top six in MLS history in each category.

A native of Mission Viejo, Calif., Reis played his college soccer at UCLA, helping the Bruins win the 1997 NCAA Championship before being selected by the Galaxy in the third round (26th overall) of the 1998 MLS College Draft. He would spend the first five seasons of his professional career with the Galaxy, making 50 appearances in all competitions for the club, while helping them win the 2000 CONCACAF Champions Cup, the 2001 Lamar Hunt U.S. Open Cup and the 2002 MLS Cup.

Ahead of the start of the 2003 MLS season, Reis was traded to the New England Revolution, beginning an 11-year stay with the club. A four-time All-Star and four-time finalist for the MLS Goalkeeper of the Year award, Reis finished his career as New England's all-time leader in goalkeeper appearances (254), goalkeeper starts (253), goalkeeper minutes played (22,697), goals against average (1.31), wins (93), saves (989), shutouts (66) and saves percentage (72.3). He also finishes his career ranked second in the club's overall records in games played, games started and minutes played.

Reis, who also oversees the coaching of the Galaxy Academy goalkeepers, made two appearances with the U.S. National Team and was an alternate on the U.S. 2006 FIFA World Cup squad, replacing Ian Feuer as the Galaxy's Goalkeeper Coach. Feuer had held the role since September 2007, spending the last six plus seasons with the club.

JOVAN KIROVSKI – TECHNICAL DIRECTOR




Jovan Kirovski, who retired following the 2011 season and served as an assistant coach for the Galaxy during the 2012 campaign, is the first Technical Director in the club's history. Under the direction of Galaxy General Manager and Head Coach Bruce Arena, Kirovski, who spent the first 12 years of his professional career playing in Europe, scouts and evaluates players locally and abroad while also helping establish relationships with clubs around the world. Additionally, the Kirovski helps implement a core curriculum throughout the Galaxy Academy while evaluating the Academy's coaches and players and helping to recruit the top local talent to join the club.

A native of Escondido, Calif., Kirovski began his professional soccer career in 1992 when he joined the youth ranks at Manchester United alongside players like David Beckham, Gary Neville and Paul Scholes. After four years with United, Kirovski moved to Germany, signing with Borussia Dortmund, where he became the first American to win the UEFA Champions League in May 1997. Seven months later, Kirovski became the first American to score a goal in the competition, doing so against Sparta Prague in December 1997 as Dortmund went on to reach the semifinals of the 1997-98 Champions League. He spent the 1998-99 season on loan with fellow German side FC Koln before heading to Portugal a year later when he signed with Sporting Lisbon. After one season in Portugal, Kirovski moved to England, spending one season in the Championship with Crystal Palace before moving on to the Premier League, signing with Birmingham City. He scored twice in 23 league matches for the Blues during the 2002/03 and 2003/04 seasons, helping them retain their Premier League status.

After more than a decade in Europe, Kirovski first arrived in MLS in February 2004, signing with the Galaxy. An All-Star in his first year with the club when he scored an MLS-career-high eight goals, Kirovski spent the first year and a half of his time in MLS with the Galaxy, tallying 12 goals and six assists in 48 games. He also was a member of Colorado and San Jose during his time in MLS.

DAVID KAMMARMAN – DIRECTOR OF SOCCER OPERATIONS



David Kammarman enters his seventh season with the Galaxy as the club's Director of Soccer Operations. Hired in February 2009, Kammarman works closely with Bruce Arena and the Galaxy coaching staff in the areas of player personnel, scouting, evaluation, agent and MLS communication and CBA compliance, as well as acting as a liaison between the front office and the coaching staff.

Kammarman joined the Galaxy following an extensive career in soccer in the United States where he worked with three other MLS clubs, the Chicago Fire, D.C. United, and the MetroStars (now New York Red Bulls) as well as with ESPN on their broadcasts of MLS and U.S. National Team games, including the 2006 FIFA World Cup in Germany.

A native of Laurel, Md. Kammarman played four years of college soccer at University of Delaware before joining the Delaware Wizards of the United Soccer League.

In 1996, Kammarman joined D.C. United where he served a variety of functions, first in media relations and assisting on the equipment staff under then-United head coach

Bruce Arena. Kammarman spent three seasons with United when the club won two MLS Cup titles before joining the Chicago Fire and former United assistant coach Bob Bradley in 1999. From 1999-2002, Kammarman was the Fire's equipment manager as the club won the 2000 U.S. Open Cup and reached the 2000 MLS Cup Final.

Kammarman reunited with Bradley in 2003, moving to the MetroStars, first as the clubs equipment manager before being promoted to the technical staff as an assistant coach and Manager of Soccer Operations prior to the start of the 2004 season.

He remained in that role until August 2005 and joined ESPN in 2006. With ESPN, Kammarman spent five weeks in Germany and was responsible for research and scouting for the lead broadcast team, working on 20 matches including the Opening Game and World Cup Final in Berlin. He continued that role for all Major League Soccer and U.S. National Team games for in 2007.

IVAN PIERRA – DIRECTOR OF SPORTS SCIENCE DEPARTMENT



After working with the Galaxy for over 10 years from 1996-2008, Pierra, the first trainer in Galaxy history, returned to the club as the Sports Science Department Director in September of 2014 after working for U.S. Soccer Federation. The veteran sports science professional is one of only two athletic trainers in Galaxy history, replacing Armando Rivas who accepted a position with the Chicago Bulls of the NBA.

In the Galaxy's inaugural season in 1996, Pierra began his initial stint with the Galaxy, where he worked as the athletic trainer for over 10 years before accepting a full-time position as Head Athletic Trainer for the U.S. Men's National Team in 2008. Prior to then, he had freelanced on the U.S. Soccer Federation staff, including time working with then head coach Bruce Arena. In all, Pierra has worked in four FIFA World Cup tournaments (1994, 1998, 2010, 2014) with the U.S. Soccer Federation, serving as the Head Athletic Trainer in 2010 and 2014 under head coaches Bob Bradley and Jurgen Klinsmann.

Pierra began his professional career in 1993 after he started working as an athletic trainer for the soccer team Los Angeles Salsa in the American Professional Soccer League. He attended Cal State-Fullerton University from 1990-1993, where he earned a degree in physical education before receiving his Masters of Science in kinesiology in 1999.

Using sports science and medicine programs, Pierra is responsible for monitoring all aspects of player health and fitness for the LA Galaxy, LA Galaxy II and LA Galaxy Academy.

ALEX SAVVA – MANAGER OF SPORTS SCIENCE



sponsored by HERBALIFE.



Alex Savva ensures players are able to perform optimally by implementing nutrition and supplementation programs in line with their training and weight goals. This includes nutritional consultations; dietary planning; measuring body fat and weight periodically; hydration testing; blood testing to assess nutritional deficiencies; analyzing GPS data; and providing feedback to coaches and medical staff. Savva was brought to the Galaxy as the Manager of Sports Science under Herbalife's guidance. Savva previously worked at Tottenham Hotspur Football Club working within the English Premier League side's sports nutrition program. Savva studied Sports and Exercise Science at Loughborough University before obtaining a Masters Degree in Exercise Physiology at the same institution.

KURT ANDREWS – ASSISTANT ATHLETIC TRAINER



A native of Rochester, Mich., Kurt Andrews is in his fourth season as the Galaxy's Assistant Athletic Trainer. An athletic training intern for the Galaxy in 2010, Andrews was hired permanently by the club in January 2012. His primary role is to assist the club's head athletic trainer with all of the club's first team training and health related matters.

After graduating from Stony Creek High School in 2003, Andrews attended Oakland University in Michigan, where he majored in Exercise Science and worked with the men's soccer and women's volleyball teams before graduating in 2008. He then went on to the University of Arkansas, where he earned his Master's Degree in Athletic Training. During his time in Fayetteville, Andrews worked with the Razorbacks football, women's soccer, women's basketball, men's and women's track and field teams as an athletic training student. That opportunity allowed him to work with some of the nation's top track stars and a number of current and future NFL stars.

Andrews received his certification in both Functional Movement Screening and Selective Functional Movement Assessment in 2011 while at Arkansas. He uses these to assist and help implement rehabilitative exercises to better develop the players in their movement process to avoid possible injuries that can accrue during the season. He went on to receive his Functional Movement Screening Level 2 certification, enhancing his perspective on improving fundamental movement patterns.

Andrews is also a certified Performance Enhancement Specialist (PES), and Corrective Exercise Specialist (CES) through the National Academy of Sports Medicine.

SHUNTA SHIMIZU – CHIROPRACTOR AND SCAR TISSUE SPECIALIST



Shunta Shimizu enters his eighth season with the Galaxy as the club's Chiropractor and Scar Tissue Specialist. He was invited to be an intern with the Galaxy in the beginning of 2005 season after treating Cobi Jones and Peter Vagenas.

Shimizu specializes with the active release technique, which breaks down scar tissue build up as a result of wear and tear of the body, injury, and post-surgery. His role in Galaxy is to keep athletes on the field and speed up the recovery process after an injury.

A former college soccer player, Shimizu graduated from Loyola Marymount University in 2001 where he majored in Psychology. He then graduated from Southern California University of Health Sciences in 2004 and became a licensed Doctor of Chiropractic in 2005. That same year he went on to become fully certified in Active Release Technique.

DANIEL GUZMAN – STRENGTH AND CONDITIONING COACH



Daniel Guzman enters his second season as Head of Strength and Conditioning for the LA Galaxy. Previously Guzman started with EXOS at the StubHub center. While at EXOS, Guzman worked with a wide variety of athletes including: the U.S. Men's National Team, Chivas USA, LA Galaxy II, as well as MLB, NFL, and NBA athletes. Guzman worked with the LA Galaxy II to help launch the team's first season and work to implement strength, conditioning, and recovery systems for the team. Guzman earned a Bachelor's of Science in Kinesiology with an Emphasis in Exercise Physiology from Westmont College in Santa Barbara, California. While at Westmont, Guzman played for the Men's Soccer Team for four years and was named Captain by his teammates in his final year. Guzman is a Certified Strength and Conditioning Specialist (C.S.C.S.) through the NSCA.

RAUL VARGAS – EQUIPMENT MANAGER



sponsored by HERBALIFE



A member of the Galaxy staff since the team's inaugural season in 1996, Raul Vargas enters his 20th season as the club's equipment manager. One of the longest tenured employees with the Galaxy and in all of MLS, Vargas was honored in 2008 as the MLS Equipment Manager of the Year. His numerous responsibilities include the ordering and maintaining of game uniforms, practice gear and equipment, making certain these items are ready to go when the players are, wherever in the world the team may be playing.

A native of Ciudad Juarez, Chihuahua, Mexico, Vargas is the only member of the team staff to have been a part of all four of the club's MLS Cup titles, as well as the 2001 and 2005 U.S. Open Cup titles and the 2000 CONCACAF Champions Cup.

In addition to his work with the Galaxy, Vargas has long been involved in the sport of soccer in Southern California. A former goalkeeper, he spent several years playing in various local leagues in Los Angeles County as well as playing for five-time Lincoln League champion Deportivo Obrera and for Cobras of the Olympic Soccer League.

RAFAEL VERDIN – EQUIPMENT COORDINATOR



A native of Long Beach, Calif., Rafael Verdin is in his fifth season with the Galaxy as the club's Equipment Coordinator. Verdin, who originally joined the club in May 2010, assists Galaxy Equipment Manager Raul Vargas in his daily tasks while also handling most equipment related tasks during the club's training sessions at StubHub Center. He is also in charge of organizing the player's uniforms for games and daily training sessions.

Verdin graduated from Millikan High School in Long Beach, where he played four years of soccer, in 2009. In addition to his work with the Galaxy, Verdin is currently a student at Long Beach City College. He played one year of college soccer at Cypress College before joining the Galaxy on a permanent basis.

PLAYERS



EDSON BUDDLE



sponsored by HERBALIFE



PRONUNCIATION: Ed-son Budd-uhl

POSITION: Forward

HEIGHT: 6-1

WEIGHT: 185 lbs.

JERSEY NUMBER: 16

BIRTH DATE: 05-21-1981

BIRTHPLACE: New Rochelle, NY

LAST CLUB: Colorado Rapids

STATUS: Senior Roster spot

HOW ACQUIRED: Signed by the Galaxy March 6, 2015.

MLS HIGHLIGHTS

2013: Tied for second on the team in goals scored with five, including the game winner over his former team, LA Galaxy on Sept. 7. Scored in three consecutive games (8/17, 8/31, 9/7) for the first time since 2010.

2012: Made his 100th appearance of his Galaxy career on September 1, becoming the 19th player in LA history to reach that milestone. Won his first MLS Cup with LA in a 3-1 victory over Houston on December 1.

2010: Enjoyed his best season in MLS, scoring a career-high 17 goals to finish second in the league while being named the Galaxy MVP for the first time ever. An MLS All-Star for the second time in three years and a member of the MLS Best XI for the first time, Buddle scored each of LA's first seven goals on the season and nine of their first 10. His goal at Chivas USA on 10/3 was the 40th of his Galaxy career, making him the first player in MLS history to score 40 or more goals for two different teams.

2009: Finished second on the Galaxy in scoring, tallying five goals in 19 games for the club. Buddle scored the game-winner on 6/6 at Toronto FC, becoming the 15th player in MLS history to score 70 career regular season goals. Buddle played the 200th regular season game of his career at New York on 7/16. In the playoffs, Buddle started all four of the Galaxy's games, including MLS Cup where the team lost in a penalty shoot-out to Real Salt Lake

2008: Finished third in MLS with 15 goals. He was named to the MLS All-Star Team for the first time and entered the game as a second half sub in the 3-2 win over West Ham. Collected a pair of MLS Player of the Week awards after scoring hat tricks at FC Dallas on 5/18 and at San Jose on 6/14.

2007: Acquired by the Galaxy in mid-June from Toronto FC, Buddle went on to appear in 16 games for the club, tallying five goals to place second on the club for the season. He eclipsed the 10,000 career minutes played mark against Real Salt Lake on 9/1. Prior to joining the Galaxy, Buddle played 481 minutes in 10 games with Toronto FC, recording two assists.

2006: Was acquired by the Red Bulls prior to the start of the season and scored six goals in 28 games, playing a career-high 2,112 minutes during his only year in New York.

2005: Continued his strong form by scoring nine goals and adding two assists for the Crew, giving him 39 goals in four years.

2004: Scored 11 goals to lead the team while also adding a pair of assists as Columbus pulled off the longest unbeaten streak in MLS history at 18 games to win the Supporters' Shield. Was twice named MLS Player of the Week, including once after scoring four goals in a 4-2 win over New York on 9/18.

2003: Recorded his first double digit goalscoring season, tallying 10 goals and four assists in just 16 starts for the Crew. He also scored four of the Crew's six goals in the CONCACAF Champions Cup.

2002: Helped the Crew win the Lamar Hunt U.S. Open Cup in his second season, tallying nine goals and a career-high five assists while beginning to establish himself as one of the top young forwards in MLS.

2001: After one season in the A-League, Buddle joined the Columbus Crew and tallied three goals in 17 appearances as a rookie. Made his MLS debut on 4/7 and scored the first goal of his career three games later at 5/16 at New England.

INTERNATIONAL HIGHLIGHTS

Buddle has collected 11 caps with the U.S. National Team (as of January of 2014), scoring three times. He made his international debut on 3/29/03, coming on as a second half substitute in a 2-0 win over Venezuela. In South Africa for the 2010 World Cup, he played in two of four games for the U.S., coming on in the second half against England and Algeria. He played in four games for the U.S. in 2011, scoring in the 3-2 win in Slovenia on 11/15/11. Buddle also played for the U.S. at the U-18, U-20 and U-23 levels, including a trip to the 2001 FIFA World Youth Championships where he scored once in the 4-1 win over Chile.

COLLEGE HIGHLIGHTS

Buddle played one season at State Fair Community College in Sedalia, Mo., helping lead the school to the 1999 NJCAA National Championship.

He scored the title-clinching goal in sudden death overtime of the championship game, giving State Fair a 3-2 victory over Pima Community College.

REGULAR-SEASON GAME HIGHS:

| | |
|------------------------|---|
| Goals | 4, Sept. 18, 2004, CLB vs. MET |
| Assists | 2, 3 times, last: May 12, 2007, TOR vs. CHI |
| Shots on Goal | 6, Sept. 18, 2004, CLB vs. MET |
| Shots | 9, 2 times, last: Apr. 17, 2010, LA vs. RSL |
| Fouls Committed | 7, 2 times, last: Apr. 28, 2012, LA vs. DAL |
| Fouls Suffered | 6, Aug. 16, 2006, NY vs. DC |

| YEAR | TEAM | GP | GS | MIN | G | A | SHT | SOG | FC | FS | OFF | CK | C | E |
|---------------|-------------|------------|------------|--------------|------------|-----------|------------|------------|------------|------------|------------|----------|-----------|----------|
| 2001 | Columbus | 17 | 15 | 556 | 3 | 2 | 24 | 12 | 9 | 2 | 5 | 0 | 0 | 0 |
| 2002 | Columbus | 21 | 13 | 1304 | 9 | 5 | 51 | 19 | 27 | 15 | 11 | 0 | 2 | 0 |
| 2003 | Columbus | 21 | 16 | 1509 | 10 | 4 | 59 | 26 | 24 | 20 | 21 | 0 | 2 | 0 |
| 2004 | Columbus | 24 | 20 | 1721 | 11 | 2 | 65 | 31 | 47 | 33 | 17 | 1 | 3 | 0 |
| 2005 | Columbus | 23 | 21 | 1762 | 9 | 2 | 70 | 24 | 28 | 30 | 18 | 1 | 0 | 0 |
| 2006 | NewYork | 28 | 24 | 2112 | 6 | 3 | 65 | 29 | 41 | 39 | 32 | 0 | 1 | 0 |
| 2007 | Toronto FC | 10 | 5 | 481 | 0 | 2 | 9 | 6 | 12 | 5 | 6 | 0 | 1 | 0 |
| | Los Angeles | 16 | 10 | 770 | 5 | 0 | 38 | 17 | 17 | 16 | 13 | 2 | 2 | 0 |
| | 2007 totals | 26 | 15 | 1251 | 5 | 2 | 47 | 23 | 29 | 21 | 19 | 2 | 3 | 0 |
| 2008 | Los Angeles | 27 | 26 | 2218 | 15 | 3 | 74 | 38 | 28 | 37 | 30 | 0 | 2 | 0 |
| 2009 | Los Angeles | 19 | 13 | 1255 | 5 | 0 | 32 | 16 | 36 | 16 | 11 | 0 | 1 | 0 |
| 2010 | Los Angeles | 25 | 25 | 2109 | 17 | 2 | 96 | 43 | 43 | 31 | 27 | 0 | 4 | 0 |
| 2012 | Los Angeles | 19 | 10 | 969 | 3 | 1 | 31 | 9 | 37 | 16 | 9 | 0 | 0 | 0 |
| 2013 | Colorado | 24 | 19 | 1664 | 5 | 3 | 56 | 17 | 37 | 21 | 11 | 0 | 1 | 0 |
| 2014 | Colorado | 18 | 12 | 1116 | 2 | 1 | 33 | 9 | 24 | 13 | 3 | 0 | 1 | 0 |
| Totals | | 292 | 219 | 19546 | 100 | 30 | 703 | 296 | 410 | 294 | 214 | 4 | 20 | 0 |

| YEAR | POSTSEASON | GP | GS | MIN | G | A | SHT | SOG | FC | FS | OFF | CK | C | E |
|---------------|-------------|-----------|-----------|-----------|-----------|----------|----------|-----------|-----------|-----------|-----------|----------|----------|----------|
| 2001 | Columbus | 2 | 0 | 31 | 0 | 0 | 3 | 0 | 3 | 0 | 0 | 0 | 0 | 0 |
| 2002 | Columbus | 3 | 3 | 244 | 1 | 2 | 8 | 5 | 7 | 2 | 2 | 0 | 0 | 0 |
| 2004 | Columbus | 2 | 1 | 96 | 1 | 0 | 4 | 2 | 3 | 1 | 1 | 0 | 1 | 0 |
| 2009 | Los Angeles | 4 | 4 | 375 | 0 | 0 | 6 | 3 | 6 | 4 | 3 | 0 | 0 | 0 |
| 2010 | Los Angeles | 3 | 3 | 234 | 2 | 0 | 5 | 2 | 5 | 4 | 4 | 0 | 0 | 0 |
| 2012 | Los Angeles | 5 | 3 | 261 | 0 | 0 | 3 | 2 | 6 | 3 | 4 | 0 | 0 | 0 |
| 2013 | Colorado | 1 | 0 | 17 | 0 | 0 | 0 | 0 | 0 | 0 | 0 | 0 | 0 | 0 |
| Totals | | 20 | 14 | 12 | 58 | 4 | 2 | 29 | 14 | 30 | 14 | 0 | 1 | 0 |

| OPPONENT | GP | GS | MIN | G | A | SHT | SOG | FC | FS | OFF | CK | C | E |
|-------------------|----|----|------|----|---|-----|-----|----|----|-----|----|---|---|
| Chicago | 26 | 21 | 1912 | 7 | 6 | 73 | 31 | 36 | 27 | 11 | 0 | 4 | 0 |
| ChivasUSA | 16 | 13 | 1087 | 5 | 0 | 26 | 15 | 14 | 20 | 21 | 1 | 1 | 0 |
| Columbus | 12 | 10 | 845 | 4 | 1 | 24 | 10 | 19 | 13 | 17 | 0 | 1 | 0 |
| Colorado | 21 | 13 | 1101 | 7 | 3 | 47 | 23 | 21 | 17 | 18 | 2 | 2 | 1 |
| FC Dallas | 23 | 17 | 1644 | 11 | 2 | 71 | 28 | 35 | 23 | 16 | 0 | 3 | 0 |
| D.C. United | 24 | 17 | 1669 | 6 | 2 | 56 | 25 | 32 | 34 | 20 | 0 | 1 | 0 |
| Houston | 10 | 9 | 782 | 3 | 0 | 24 | 13 | 15 | 8 | 5 | 0 | 2 | 0 |
| Sporting KC | 23 | 17 | 1440 | 5 | 4 | 47 | 17 | 37 | 20 | 13 | 0 | 2 | 0 |
| Los Angeles | 18 | 14 | 1277 | 8 | 2 | 39 | 21 | 21 | 15 | 14 | 0 | 0 | 0 |
| Miami | 1 | 1 | 90 | 1 | 1 | 4 | 2 | 0 | 0 | 2 | 0 | 0 | 0 |
| Montreal | 2 | 2 | 175 | 0 | 1 | 7 | 2 | 2 | 2 | 0 | 0 | 0 | 0 |
| New England | 30 | 24 | 2191 | 7 | 3 | 88 | 30 | 49 | 28 | 19 | 0 | 4 | 0 |
| New York Red Bull | 21 | 13 | 1211 | 7 | 1 | 36 | 16 | 31 | 28 | 17 | 1 | 0 | 0 |
| Philadelphia | 2 | 2 | 165 | 3 | 1 | 5 | 3 | 2 | 0 | 6 | 0 | 0 | 0 |
| Portland | 4 | 3 | 253 | 0 | 0 | 4 | 0 | 2 | 3 | 2 | 0 | 0 | 0 |
| Real Salt Lake | 17 | 15 | 1125 | 10 | 1 | 50 | 25 | 23 | 20 | 12 | 0 | 0 | 0 |
| Seattle | 8 | 5 | 437 | 1 | 1 | 16 | 5 | 13 | 8 | 0 | 0 | 0 | 0 |
| San Jose | 20 | 18 | 1522 | 9 | 0 | 53 | 18 | 42 | 17 | 16 | 0 | 1 | 0 |
| Toronto FC | 9 | 4 | 482 | 5 | 0 | 24 | 10 | 10 | 9 | 3 | 0 | 0 | 0 |
| Vancouver | 5 | 1 | 138 | 1 | 1 | 9 | 2 | 6 | 2 | 2 | 0 | 0 | 0 |

| MONTH | GP | GS | MIN | G | A | SHT | SOG | FC | FS | OFF | CK | C | E |
|-----------|----|----|------|----|---|-----|-----|----|----|-----|----|---|---|
| March | 8 | 6 | 519 | 2 | 1 | 18 | 5 | 19 | 9 | 6 | 0 | 0 | 0 |
| April | 40 | 33 | 2750 | 12 | 1 | 95 | 43 | 68 | 42 | 31 | 0 | 5 | 0 |
| May | 47 | 35 | 3207 | 13 | 7 | 104 | 42 | 62 | 44 | 33 | 0 | 4 | 0 |
| June | 37 | 26 | 2407 | 16 | 5 | 94 | 36 | 43 | 23 | 26 | 0 | 2 | 0 |
| July | 44 | 32 | 2856 | 10 | 5 | 112 | 42 | 48 | 47 | 28 | 0 | 1 | 0 |
| August | 41 | 29 | 2582 | 18 | 4 | 89 | 47 | 54 | 52 | 30 | 0 | 4 | 0 |
| September | 42 | 33 | 2860 | 17 | 3 | 114 | 51 | 61 | 45 | 36 | 3 | 2 | 0 |
| October | 33 | 25 | 2365 | 12 | 4 | 77 | 30 | 55 | 32 | 24 | 1 | 2 | 0 |



A.J. DELAGARZA



PRONUNCIATION: del-ah-GAR-za

POSITION: Defender

HEIGHT: 5' 9"

WEIGHT: 150 lbs.

JERSEY NUMBER: 20

BIRTH DATE: 11-04-1987

BIRTHPLACE: Bryans Road, MD

CITIZENSHIP: United States/Guam

LAST CLUB: --

STATUS: Senior Roster spot

HOW ACQUIRED: Selected by the Galaxy in the second round (19th overall) of the 2009 MLS SuperDraft.

MLS HIGHLIGHTS

2014: DeLaGarza played in every position for a Galaxy backline that allowed an MLS-low 35 goals en route to winning their fifth MLS Cup. For his season, DeLaGarza was named LA Galaxy Defender of the Year honors, the second time he has been recognized as such (2012, 2014). In total, the defender played in 29 MLS matches during the regular season and started in four of the Galaxy's five MLS Cup Playoff matches, including the 2-1 MLS Cup victory over New England. DeLaGarza was also named MLS Works Humanitarian of the Year.

2013: In total, DeLaGarza made 28 MLS appearances and five CONCACAF Champions League appearances, all of which were starts. In the Champions League Semifinals against CF Monterrey (Apr. 3), DeLaGarza scored his debut goal in the tournament after burying an assist from Mike McGee in the 28th minute with a right-footed strike. After missing time due to injury, he came off of the bench as a substitute in Galaxy's Champions League finale against Isidro Metapán and the Western Conference Semifinal Series against Real Salt Lake.

2012: DeLaGarza secured his position as one of the top tier center backs on the LA Galaxy squad as he started in all of his 30 league appearances. Pairing with Omar Gonzalez following his return in July, DeLaGarza helped the squad go undefeated for seven straight games, from August 25th to September 31th. In a game against Colorado Rapids (Sept. 30), DeLaGarza left the game early for the first time since July 4, 2011 due to a torn his ligament in his left knee, which kept him out of the selection for the remainder of the season. Despite his injury, DeLaGarza's stable presence in the back line was recognized by the club as he was honored LA Galaxy's Defender of the Year award at the end of the season.

2011: Set new career-highs by starting in and appearing in 30 regular season games and playing 2,627 minutes, which were the second most on the team. An important figure in the Galaxy's success all season long, DeLaGarza appeared in 42 games in all competitions, with LA keeping a clean sheet in 20 of those matches. In addition to his 30 regular season appearances, DeLaGarza also started all four of the club's postseason games, six CONCACAF Champions League games and both games in the U.S. Open Cup. He had one assist in those 42 games, setting up Adam Cristman's goal in the 2-0 win vs. Motagua on 8/16. He was forced to leave the 0-0 draw with Seattle on 7/4 with a head injury and missed the 2-1 win vs. Chicago five days later, but was back on the field for the U.S. Open Cup loss at Seattle on 7/13. He was used primarily in central defense during the season, though he did see some time at right back. 2010: One of the most versatile defenders on the squad, DeLaGarza appeared in 17 games during his second season in MLS, starting at left back, right back and in central defense. The Galaxy were 11-2-1 in the 14 games that he started, keeping a clean sheet in half of those games. He scored his first goal of the season in the 3-1 win vs. Philadelphia on 5/1, tallying just 51 seconds into that win. That goal was the fourth fastest goal in club history and also broke Edson Buddle's streak of having scored the club's first seven goals of the year. Over the final month of the regular season and into the postseason, DeLaGarza was used in central defense alongside Omar Gonzalez in place of the injured Gregg Berhalter. He started all three of the club's playoff games, while also playing in three Open Cup and Champions League games. 2009: The Galaxy's second round pick in the 2009 MLS SuperDraft, DeLaGarza made an immediate impact during his rookie season, appearing in 22 games at both right back and left back. He made his debut in the season opening 2-2 draw vs. D.C. United on 3/22, playing the full 90 minutes at left back. In late May he became the club's starting right back following an injury to Sean Franklin and went on to start 16 consecutive games for the club at that position before suffering an injury himself vs. FC Dallas on 9/12. Before going off injured in that game, DeLaGarza scored the first goal of his MLS career, sliding home a rebound to tie the score at 2-2 just before halftime. The 22-year old recorded the first assist of his career two months earlier, crossing for Edson Buddle to head in the only goal of LA's 1-0 win at Chivas USA on 7/11. He was one of two Galaxy players to play the full 90 minutes against both AC Milan and Barcelona in the club's summer friendlies. In the postseason, he replaced the injured Todd Dunivant for the Western Conference Championship vs. Houston, playing the full 120 minutes as the Galaxy won 2-0 in extra

time. In MLS Cup, he came on for the injured Omar Gonzalez late in regulation and played all of extra time at right back.

COLLEGE HIGHLIGHTS

A two-time National Champion at the University of Maryland, DeLaGarza appeared in 88 games during his college career, making 81 starts and recording two assists. He helped the Terrapins reach the NCAA Tournament in all four of his years in College Park, while also claiming the ACC Championship in 2008. The Terps' Co-Most Valuable Defensive Player award along with Omar González as a senior in 2008, DeLaGarza was also named to the College Cup All-Tournament Team and was Second Team All-ACC that season when he helped his team keep 15 clean sheets in 26 games, including seven in eight ACC and NCAA Tournament games. In the 2005 NCAA Tournament, he replaced the injured Kenny Bertz in the second half of the quarterfinal win over Akron and then started in the NCAA Semifinal and Final as Maryland won their first National Championship since 1968. Both of his assists at Maryland set up goals for fellow MLS players. His first assist came during his sophomore year in 2006 when he set up Jeremy Hall (now with Toronto FC) for a goal in a 2-0 win over Mt. St. Mary's. Then as a senior in 2008, he set up Graham Zusi (now with Sporting Kansas City) for the game-winning goal in the regular season finale against North Carolina.

NATIONAL TEAM

DeLaGarza collected the first two caps of his international career in January 2012, playing the full 90 minutes for the USMNT at right back in a pair of 1-0 wins, beating Venezuela at home and also winning in Panama. This was the second straight season that DeLaGarza had been called in to the U.S. team for their annual January camp, though he did not play for the team against Chile in January 2011. In 2013, DeLaGarza committed his international allegiance to Guam, where he has since made multiple appearances, including EAFF East Asian Cup 2015 Semifinal matches

REGULAR-SEASON GAME HIGHS:

| | |
|------------------------|--|
| GOALS | 1, 2 times, last: May 1, 2010, LA vs. PHI |
| ASSISTS | 1, 3 times, last: Oct. 4, 2014, LA vs. TOR |
| SHOTS ON GOAL | 2, Sept. 12, 2009, LA vs. DAL |
| SHOTS | 2, Sept. 12, 2009, LA vs. DAL |
| FOULS COMMITTED | 5, Mar. 8, 2014, LA vs. RSL |
| FOULS SUFFERED | 5, May 11, 2014, LA at POR |



A.J. DELAGARZA CONT.

| YEAR | TEAM | GP | GS | MIN | G | A | SHT | SOG | FC | FS | OFF | CK | C | E |
|--------|-------------|-----|-----|-------|---|---|-----|-----|-----|-----|-----|----|----|---|
| 2009 | Los Angeles | 22 | 21 | 1754 | 1 | 1 | 3 | 2 | 14 | 32 | 0 | 0 | 2 | 0 |
| 2010 | Los Angeles | 17 | 14 | 1307 | 1 | 0 | 1 | 1 | 14 | 13 | 1 | 0 | 3 | 0 |
| 2011 | Los Angeles | 30 | 30 | 2627 | 0 | 0 | 3 | 1 | 31 | 31 | 1 | 0 | 3 | 0 |
| 2012 | Los Angeles | 30 | 30 | 2644 | 0 | 0 | 1 | 0 | 41 | 32 | 0 | 0 | 4 | 0 |
| 2013 | Los Angeles | 28 | 28 | 2399 | 0 | 0 | 2 | 1 | 22 | 22 | 0 | 0 | 3 | 0 |
| 2014 | Los Angeles | 29 | 28 | 2491 | 0 | 2 | 2 | 2 | 24 | 31 | 0 | 0 | 4 | 0 |
| Totals | | 156 | 151 | 13222 | 2 | 3 | 12 | 7 | 146 | 161 | 2 | 0 | 19 | 0 |

| YEAR | POSTSEASON | GP | GS | MIN | G | A | SHT | SOG | FC | FS | OFF | CK | C | E |
|--------|-------------|----|----|------|---|---|-----|-----|----|----|-----|----|---|---|
| 2009 | Los Angeles | 2 | 1 | 151 | 0 | 0 | 1 | 0 | 1 | 7 | 0 | 0 | 0 | 0 |
| 2010 | Los Angeles | 3 | 3 | 270 | 0 | 0 | 0 | 0 | 3 | 3 | 0 | 0 | 0 | 0 |
| 2011 | Los Angeles | 4 | 4 | 360 | 0 | 0 | 0 | 0 | 8 | 0 | 0 | 0 | 0 | 0 |
| 2013 | Los Angeles | 2 | 0 | 46 | 0 | 0 | 0 | 0 | 0 | 0 | 0 | 0 | 0 | 0 |
| 2014 | Los Angeles | 4 | 4 | 361 | 0 | 2 | 1 | 0 | 3 | 2 | 0 | 0 | 1 | 0 |
| Totals | | 15 | 12 | 1188 | 0 | 2 | 2 | 0 | 15 | 12 | 0 | 0 | 1 | 0 |

| OPPONENT | GP | GS | MIN | G | A | SHT | SOG | FC | FS | OFF | CK | C | E |
|----------------|----|----|------|---|---|-----|-----|----|----|-----|----|---|---|
| Chicago | 5 | 5 | 450 | 0 | 0 | 0 | 0 | 5 | 3 | 0 | 0 | 0 | 0 |
| Chivas USA | 13 | 12 | 1063 | 0 | 1 | 0 | 0 | 13 | 14 | 0 | 0 | 1 | 0 |
| Columbus | 7 | 7 | 587 | 0 | 0 | 0 | 0 | 6 | 6 | 0 | 0 | 1 | 0 |
| Colorado | 13 | 11 | 935 | 0 | 0 | 0 | 0 | 10 | 6 | 0 | 0 | 1 | 0 |
| FC Dallas | 15 | 15 | 1286 | 1 | 0 | 3 | 2 | 9 | 12 | 0 | 0 | 2 | 0 |
| D.C. United | 8 | 8 | 640 | 0 | 1 | 0 | 0 | 8 | 11 | 0 | 0 | 0 | 0 |
| Houston | 8 | 7 | 642 | 0 | 0 | 1 | 1 | 3 | 4 | 0 | 0 | 1 | 0 |
| Sporting KC | 8 | 8 | 705 | 0 | 0 | 0 | 0 | 10 | 10 | 0 | 0 | 1 | 0 |
| Montreal | 1 | 1 | 90 | 0 | 0 | 0 | 0 | 3 | 0 | 0 | 0 | 0 | 0 |
| New England | 7 | 7 | 630 | 0 | 0 | 0 | 0 | 6 | 7 | 0 | 0 | 1 | 0 |
| New York | 8 | 7 | 675 | 0 | 0 | 1 | 0 | 5 | 5 | 0 | 0 | 3 | 0 |
| Philadelphia | 6 | 6 | 540 | 1 | 0 | 4 | 3 | 5 | 10 | 0 | 0 | 2 | 0 |
| Portland | 9 | 9 | 802 | 0 | 0 | 0 | 0 | 6 | 8 | 0 | 0 | 2 | 0 |
| Real Salt Lake | 12 | 12 | 1062 | 0 | 0 | 0 | 0 | 17 | 13 | 0 | 0 | 0 | 0 |
| Seattle | 9 | 9 | 744 | 0 | 0 | 0 | 0 | 14 | 13 | 0 | 0 | 2 | 0 |
| San Jose | 10 | 10 | 841 | 0 | 0 | 1 | 0 | 9 | 18 | 1 | 0 | 0 | 0 |
| Toronto FC | 6 | 6 | 540 | 0 | 1 | 0 | 0 | 7 | 5 | 1 | 0 | 1 | 0 |
| Vancouver | 11 | 11 | 990 | 0 | 0 | 2 | 1 | 10 | 16 | 0 | 0 | 1 | 0 |

| MONTH | GP | GS | MIN | G | A | SHT | SOG | FC | FS | OFF | CK | C | E |
|-----------|----|----|------|---|---|-----|-----|----|----|-----|----|---|---|
| March | 13 | 13 | 1152 | 0 | 0 | 0 | 0 | 18 | 14 | 0 | 0 | 0 | 0 |
| April | 18 | 16 | 1411 | 0 | 0 | 0 | 0 | 16 | 20 | 1 | 0 | 1 | 0 |
| May | 29 | 29 | 2601 | 1 | 0 | 5 | 4 | 23 | 33 | 0 | 0 | 5 | 0 |
| June | 20 | 19 | 1701 | 0 | 0 | 1 | 0 | 19 | 24 | 0 | 0 | 2 | 0 |
| July | 24 | 24 | 2064 | 0 | 1 | 2 | 1 | 31 | 24 | 0 | 0 | 4 | 0 |
| August | 23 | 22 | 1953 | 0 | 1 | 1 | 0 | 17 | 22 | 1 | 0 | 3 | 0 |
| September | 16 | 15 | 1170 | 1 | 0 | 2 | 2 | 9 | 10 | 0 | 0 | 2 | 0 |
| October | 13 | 13 | 1170 | 0 | 1 | 1 | 0 | 13 | 14 | 0 | 0 | 2 | 0 |



sponsored by **HERBALIFE**

TODD DUNIVANT



PRONUNCIATION: DUNN-uh-vint

POSITION: Defender

HEIGHT: 6'

WEIGHT: 175 lbs.

JERSEY NUMBER: 2

BIRTH DATE: 12-26-1980

BIRTHPLACE: Wheat Ridge, CO

CITIZENSHIP: United States

LAST CLUB: Toronto FC

HOW ACQUIRED: Traded to the Galaxy from Toronto FC in exchange for allocation money on February 3, 2009.

STATUS: Senior Roster Spot

MLS HIGHLIGHTS

2014: Dunivant battled injuries throughout the year, limiting him to just seven appearances, tying a career low. After playing in two matches in the Galaxy's opening games, the veteran defender missed over four months before his next appearances after suffering an abdomen strain.

2013: Dunivant remained as the team's go-to left back. He appeared in 25 MLS games and collected two assists in the process. On the defensive end, he helped LA earned nine shutouts with him in the starting lineup. Dunivant also served as the club's captain in five league matches as well as the team's Guinness International Champions Cup match against Real Madrid in August. In November, Dunivant signing a new multi-year contract with the Galaxy.

2012: Starting in all of his 29 MLS appearances, Dunivant tallied two assists and two goals. He scored the only goal in the Galaxy's 1-0 victory against Portland Timbers (Jun. 17) when he buried David Beckham's corner on the 61st minute. The veteran left back added one more goal in the book against FC Dallas (Aug. 26) to tie his career-high goal per season. Playing full game in all six of the playoffs match, Dunivant's consistent performance was one of the keys to LA Galaxy's MLS Cup success.

2011: Named to the MLS Best XI for the first time in his career, Dunivant tied career-highs with 32 games played and started while playing a total of 2,880 minutes. He was a pivotal piece of the Galaxy's defensive success throughout the season, helping them tie the MLS record for shutouts in a season and allowing eight goals less than any other team. Dunivant also had four assists on the year, finishing third on the team. The four assists were his most in a single season since his rookie year in 2003 when he had six. He set up Juninho for the Galaxy's first goal of the season in the 1-0 win at Seattle on 3/15 while adding assists in the 2-2 draw with Toronto FC on 6/11, the 3-1 win at Colorado on 6/18 when he served as the club's captain for the first time ever, and in the 4-0 win at Vancouver on 7/30. He played his 200th regular season game in MLS on 6/18 at Colorado and his 100th game with the Galaxy on 3/26 at Real Salt Lake. He played in 43 of the 46 games that the Galaxy played in all competitions, playing in all four postseason games en route to winning his third MLS Cup as well as all six of the club's Champions League matches, recording an assist on Mike Magee's goal in the 2-1 home win over Morelia on 9/28. 2010: Was a near constant fixture on the left side of the Galaxy defense, appearing in 27 of the club's 30 regular season games. He scored his first goal of the season in the 4-0 win at Seattle on 5/8, heading home a Landon Donovan freekick for LA's third goal of the game. He also had one assist on the season, setting up Edson Buddle for his goal in the 2-2 draw with San Jose on 7/22. He started all 27 of the games that he played in, playing the full 90 minutes in 25 of those for a total of 2,409 minutes played, which were the third most on the team behind just Donovan Ricketts and Omar Gonzalez. He was in the lineup for 11 of the Galaxy's 12 regular season shutouts and the team was just 1-2-0 in the three games that he did not play in. Dunivant also scored the Galaxy's first goal in the friendly defeat against Real Madrid at the Rose Bowl, giving LA a 1-0 lead late in the first half. 2009: Returned to the Galaxy in February and went on to appear in 25 games for the club, scoring one goal and adding two assists while also being named the club's U.S. Soccer Foundation/MLS W.O.R.K.S. Humanitarian of the Year. He missed all of the club's preseason and the first month of the regular season while recovering from ankle surgery. He made his season debut as a second half substitute at San Jose on 4/18 and then made his first start a week later, playing the full 90 minutes in the 1-1 draw at Colorado on 4/25. That game started a string of 22 starts in 23 games for Dunivant. During that run, he scored his first goal since 2006, tallying the only goal in LA's 1-0 win vs. Houston on 6/28. He added his first assist of the year a week later, setting up Alecko Eskandarian's goal in the 1-0 win vs. New England on 7/4. That was also his first assist since the 2006 campaign. He added a second one in the 1-0 win vs. Chivas USA on 8/29, setting up David Beckham for the game's only goal. In the playoffs, he played every minute of both games against Chivas USA, but missed the Western Conference Championship through injury. However, he returned in time to play all 120 minutes of MLS Cup at left back. 2008: Made just nine appearances, five of those as a starter. His 412 minutes played were a career-low as a broken ankle in mid-June



TODD DUNIVANT CONT.

kept him out for the remainder of the season. However, he remained active off the field and in the community and was awarded Toronto FC's Humanitarian of the Year Award in November. 2007: Joined Toronto FC on 6/27 from New York and made his TFC league debut on the road in Kansas City on 7/1. He played 1,600 minutes in 18 games after the trade and seven before it for a total of 25 games played. Made his home debut for the Reds on 7/25 in a friendly against English Premier League side Aston Villa, scoring a goal in a 4-2 loss. 2006: Dunivant split the season between LA and New York, playing in 22 games for the two clubs. He scored a career-best two goals on the season, with both coming as a member of the Red Bulls. He made his New York debut on 7/19 at Columbus and tallied his first goal of the year on 8/26 in a 6-0 win over Real Salt Lake. He scored again a week later in a 2-2 draw at home against Kansas City. 2005: Was acquired by the Galaxy before the season and made himself a permanent fixture for the club, winning the MLS Cup for a second time and his first U.S. Open Cup. He played every minute of each of the Galaxy's 32 MLS regular season games as well as all four playoff games for the club to become the first player in club history to accomplish the feat. He assisted on a Cobi Jones goal in a 2-2 draw with the MetroStars on 6/4 and then set up Mike Enfield in a 1-1 draw against New England a month later. 2004: Appeared in just 16 games as a result of injury, making 13 starts for the Earthquakes. However, he was healthy enough to be back in the lineup during the MLS Cup Playoffs, playing the full 90 minutes in each of San Jose's two games. He was named his club's co-Humanitarian of the Year. 2003: Dunivant was the first college senior taken in the draft when he was selected by San Jose with the sixth overall pick in the 2003 MLS SuperDraft and was an ever-present member of the MLS Cup winning side, appearing in and starting all 30 games for the Earthquakes. He made his Earthquakes and MLS debut 4/12 at Colorado, scoring the game-winning goal in 22nd minute. Dunivant recorded an assist on the fastest goal in MLS history 9/27 vs. Dallas, setting up Dwayne DeRosario just 11 seconds into a 5-2 win at Spartan Stadium on 9/27. That was one of his career-best six assists. He finished the season as one of just nine players in the league to start all 30 games and played more minutes (2,778) than any other non-goalkeeper in the league.

COLLEGE HIGHLIGHTS

A four-year starter at Stanford, Dunivant earned First Team All Pac-10 honors for three seasons with the Cardinal. As a senior in 2002, Dunivant was the only athlete to receive both first-team All-American and first-team Academic All-American honors. He captained Stanford to the 2002 College Cup Final and the 2001 NCAA Semifinals and was named to the NCAA All-Tournament Team each year. He finished his Stanford career with nine goals and 28 assists in 81 games.

NATIONAL TEAM

Dunivant has collected two caps with the U.S. National Team during his career. He earned first for the U.S. in a 5-0 win over Norway at The Home Depot Center on 1/29/06, collecting two assists on that day. He made his second appearance with the National Team on 2/10/06 in a 3-2 win over Japan in San Francisco.

REGULAR-SEASON GAME HIGHS:

| | |
|------------------------|---|
| Goals | 1, 7 times, last: Aug. 26, 2012, LA vs. DAL |
| Assists | 1, 21 times, last: July 20, 2013, LA vs. VAN |
| Shots on Goal | 3, Sept. 15, 2007, TOR vs. RSL |
| Shots | 3, 3 times, last: Sept. 15, 2007, TOR vs. RSL |
| Fouls Committed | 5, May 20, 2006, LA vs. COL |
| Fouls Suffered | 4, Aug. 25, 2007, TOR vs. DC |

| YEAR | TEAM | GP | GS | MIN | G | A | SHT | SOG | FC | FS | OFF | CK | C | E |
|------|-------------|----|----|------|---|---|-----|-----|----|----|-----|----|---|---|
| 2003 | San Jose | 30 | 30 | 2778 | 1 | 6 | 19 | 11 | 17 | 18 | 2 | 43 | 2 | 0 |
| 2004 | San Jose | 16 | 13 | 1212 | 0 | 0 | 7 | 3 | 10 | 11 | 0 | 0 | 1 | 0 |
| 2005 | Los Angeles | 32 | 32 | 2880 | 0 | 2 | 14 | 3 | 34 | 20 | 3 | 2 | 3 | 0 |
| 2006 | Los Angeles | 13 | 13 | 1133 | 0 | 1 | 6 | 5 | 12 | 9 | 2 | 14 | 2 | 0 |
| | New York | 9 | 8 | 725 | 2 | 1 | 8 | 4 | 9 | 4 | 2 | 1 | 1 | 0 |
| | 2006 totals | 22 | 21 | 1858 | 2 | 2 | 14 | 9 | 21 | 13 | 4 | 15 | 3 | 0 |
| 2007 | New York | 7 | 7 | 630 | 0 | 0 | 2 | 2 | 6 | 5 | 0 | 0 | 0 | 0 |
| | Toronto FC | 18 | 18 | 1600 | 0 | 0 | 13 | 9 | 18 | 17 | 3 | 5 | 1 | 0 |
| | 2007 totals | 25 | 25 | 2230 | 0 | 0 | 15 | 11 | 24 | 22 | 3 | 5 | 1 | 0 |
| 2008 | Toronto FC | 9 | 5 | 412 | 0 | 0 | 2 | 1 | 2 | 2 | 1 | 7 | 0 | 0 |
| 2009 | Los Angeles | 25 | 24 | 2131 | 1 | 2 | 8 | 5 | 16 | 19 | 0 | 0 | 0 | 0 |
| 2010 | Los Angeles | 27 | 27 | 2409 | 1 | 1 | 7 | 4 | 19 | 20 | 3 | 0 | 2 | 0 |
| 2011 | Los Angeles | 32 | 32 | 2880 | 0 | 4 | 12 | 5 | 25 | 30 | 4 | 0 | 2 | 0 |



sponsored by HERBALIFE.

| | | | | | | | | | | | | | | |
|---------------|-------------|------------|------------|--------------|----------|-----------|------------|-----------|------------|------------|-----------|-----------|-----------|----------|
| 2012 | Los Angeles | 29 | 29 | 2544 | 2 | 2 | 8 | 2 | 18 | 17 | 3 | 0 | 2 | 0 |
| 2013 | Los Angeles | 25 | 25 | 2228 | 0 | 2 | 8 | 3 | 18 | 10 | 0 | 0 | 2 | 0 |
| 2014 | Los Angeles | 7 | 5 | 370 | 0 | 0 | 2 | 0 | 0 | 1 | 0 | 0 | 0 | 0 |
| Totals | | 279 | 268 | 23932 | 7 | 21 | 116 | 57 | 204 | 183 | 23 | 72 | 18 | 0 |

| YEAR | POSTSEASON | GP | GS | MIN | G | A | SHT | SOG | FC | FS | OFF | CK | C | E |
|---------------|-------------|-----------|-----------|-------------|----------|----------|----------|----------|-----------|-----------|----------|----------|----------|----------|
| 2003 | San Jose | 1 | 1 | 90 | 0 | 0 | 1 | 0 | 2 | 1 | 0 | 0 | 0 | 0 |
| 2004 | San Jose | 2 | 2 | 180 | 0 | 0 | 0 | 0 | 0 | 2 | 0 | 0 | 0 | 0 |
| 2005 | Los Angeles | 4 | 4 | 390 | 0 | 0 | 0 | 0 | 6 | 1 | 0 | 0 | 2 | 0 |
| 2006 | New York | 2 | 2 | 180 | 0 | 0 | 1 | 0 | 3 | 1 | 0 | 0 | 0 | 0 |
| 2009 | Los Angeles | 3 | 3 | 300 | 0 | 0 | 0 | 0 | 2 | 0 | 1 | 0 | 0 | 0 |
| 2010 | Los Angeles | 1 | 0 | 10 | 0 | 0 | 0 | 0 | 1 | 0 | 0 | 0 | 0 | 0 |
| 2011 | Los Angeles | 4 | 4 | 360 | 0 | 0 | 0 | 0 | 1 | 4 | 0 | 0 | 0 | 0 |
| 2012 | Los Angeles | 6 | 6 | 540 | 0 | 0 | 1 | 0 | 3 | 5 | 0 | 0 | 0 | 0 |
| 2013 | Los Angeles | 2 | 2 | 210 | 0 | 0 | 0 | 0 | 1 | 3 | 0 | 0 | 0 | 0 |
| Totals | | 25 | 24 | 2260 | 0 | 0 | 3 | 0 | 19 | 17 | 1 | 0 | 2 | 0 |

| OPPONENT | GP | GS | MIN | G | A | SHT | SOG | FC | FS | OFF | CK | C | E |
|----------------|----|----|------|---|---|-----|-----|----|----|-----|----|---|---|
| Chicago | 17 | 17 | 1542 | 0 | 2 | 9 | 4 | 14 | 11 | 2 | 9 | 3 | 0 |
| Chivas USA | 19 | 19 | 1662 | 0 | 1 | 9 | 3 | 9 | 14 | 2 | 4 | 1 | 0 |
| Columbus | 21 | 19 | 1677 | 0 | 1 | 9 | 5 | 15 | 9 | 2 | 12 | 1 | 0 |
| Colorado | 28 | 27 | 2362 | 1 | 1 | 13 | 7 | 18 | 15 | 1 | 6 | 2 | 0 |
| FC Dallas | 25 | 24 | 2173 | 1 | 2 | 10 | 6 | 23 | 12 | 3 | 0 | 1 | 0 |
| D.C. United | 19 | 18 | 1646 | 0 | 1 | 12 | 7 | 15 | 17 | 0 | 4 | 2 | 0 |
| Houston | 11 | 11 | 945 | 1 | 1 | 4 | 2 | 14 | 7 | 0 | 5 | 1 | 0 |
| Sporting KC | 23 | 21 | 1893 | 1 | 1 | 8 | 4 | 16 | 17 | 2 | 14 | 0 | 0 |
| Los Angeles | 9 | 8 | 736 | 0 | 0 | 5 | 2 | 5 | 5 | 2 | 8 | 1 | 0 |
| Montreal | 2 | 2 | 180 | 0 | 0 | 0 | 0 | 1 | 1 | 0 | 0 | 0 | 0 |
| New England | 16 | 16 | 1450 | 0 | 2 | 5 | 3 | 6 | 10 | 3 | 2 | 0 | 0 |
| New York | 15 | 15 | 1360 | 0 | 2 | 4 | 2 | 12 | 12 | 2 | 8 | 2 | 0 |
| Philadelphia | 6 | 6 | 531 | 0 | 1 | 3 | 0 | 3 | 6 | 0 | 0 | 0 | 0 |
| Portland | 8 | 8 | 720 | 1 | 0 | 3 | 3 | 10 | 3 | 0 | 0 | 1 | 0 |
| Real Salt Lake | 21 | 20 | 1787 | 1 | 1 | 9 | 7 | 12 | 13 | 3 | 0 | 2 | 0 |
| Seattle | 8 | 8 | 720 | 1 | 1 | 3 | 1 | 6 | 5 | 0 | 0 | 0 | 0 |
| San Jose | 15 | 14 | 1251 | 0 | 1 | 6 | 0 | 17 | 14 | 0 | 0 | 1 | 0 |
| Toronto FC | 8 | 8 | 720 | 0 | 1 | 3 | 1 | 2 | 5 | 0 | 0 | 0 | 0 |
| Vancouver | 8 | 7 | 577 | 0 | 2 | 1 | 0 | 6 | 7 | 1 | 0 | 0 | 0 |

| MONTH | GP | GS | MIN | G | A | SHT | SOG | FC | FS | OFF | CK | C | E |
|-----------|----|----|------|---|---|-----|-----|----|----|-----|----|---|---|
| March | 13 | 13 | 1132 | 0 | 3 | 5 | 1 | 6 | 11 | 3 | 5 | 1 | 0 |
| April | 35 | 31 | 2834 | 1 | 0 | 6 | 5 | 23 | 22 | 1 | 11 | 2 | 0 |
| May | 44 | 43 | 3860 | 1 | 1 | 24 | 12 | 34 | 25 | 3 | 13 | 2 | 0 |
| June | 36 | 36 | 3164 | 2 | 6 | 21 | 10 | 33 | 30 | 2 | 20 | 5 | 0 |
| July | 44 | 42 | 3768 | 0 | 7 | 16 | 5 | 30 | 24 | 3 | 11 | 2 | 0 |
| August | 44 | 42 | 3737 | 3 | 2 | 22 | 12 | 37 | 34 | 2 | 4 | 4 | 0 |
| September | 37 | 36 | 3122 | 0 | 2 | 13 | 8 | 23 | 20 | 6 | 4 | 1 | 0 |
| October | 6 | 25 | 2315 | 0 | 0 | 9 | 4 | 18 | 17 | 3 | 4 | 1 | 0 |

RAFAEL GARCIA



PRONUNCIATION: Rah-figh-ell GAR-see-uh

POSITION: Midfielder

HEIGHT: 5-6

WEIGHT: 150 lbs.

JERSEY NUMBER: 1

BIRTH DATE: 12-19-1988

BIRTHPLACE: Canoga Park, Calif.

LAST CLUB: --

STATUS: Senior Roster Spot

HOW ACQUIRED: Selected by the Galaxy in the second round (38th overall) of the 2012 MLS Supplemental Draft.

A holding midfielder, Garcia has provided a hard-working option in the center of the field since joining the club in 2012 after a successful career at Cal State Northridge.

MLS HIGHLIGHTS

2014: Made just one appearance in MLS, but served as captain for Galaxy II in USL throughout the majority of the year, helping lead the club to a third place regular season finish and a semifinal berth in the playoffs during its inaugural season.

2013: Garcia built off of his rookie year by earning nine appearances and one start during the Galaxy's 2013 MLS Regular Season. In his appearances, the club went 6-2-1 as Garcia occupied the central midfield.

2012: In his rookie season, Garcia made one appearance for the Galaxy when he was a substitution in a victory over Real Salt Lake FC on June 6.

COLLEGE HIGHLIGHTS

2011: Was limited to just 13 games as a senior after missing six games with a knee injury but still managed to earn All-Big West honors for the first time. A team captain for the second straight season, Garcia scored twice on the year with both goals coming on penalty kicks in the second half of a 3-0 win over UC Davis. He scored in the 68th minute and then again in the 77th for the first multi-goal game of his college career. His 32 shots were the third most on the team.

2010: Tied for second on the team with two goals while also adding a career-best six assists. The six assists were the most on the team as were his 49 shots.

2009: Returned from injury to play a career-high 20 games, starting all 20 of them for the Matadors. He tallied his only assist of the season at home against SMU while his 28 shots were the third-most on the team.

2008: Suffered a season-ending injury in the first game of the year against Georgetown and redshirted the rest of the season.

2007: A teammate of Sean Franklin's as a freshman, Garcia stepped in and played in 17 games, making 14 starts in midfield. An All-Big West Second Team honoree, Garcia scored game-winning goals in victories over UNLV and Cal State Fullerton with both games ending 1-0. Northridge also won both games that Garcia had an assist in, giving them a 4-0-0 record when he was on the scoresheet.

REGULAR-SEASON GAME HIGHS:

| | |
|-----------------|--|
| Goals | 0 |
| Assists | 0 |
| Shots on Goal | 1, 2 times, last: Aug. 31, 2014, LA at CHV |
| Shots | 1, 2 times, last: Aug. 31, 2014, LA at CHV |
| Fouls Committed | 2, June 19, 2013, LA vs. POR |
| Fouls Suffered | 3, June 19, 2013, LA vs. POR |



sponsored by HERBALIFE.

| YEAR | TEAM | GP | GS | MIN | G | A | SHT | SOG | FC | FS | OFF | CK | C | E |
|--------|-------------|----|----|-----|---|---|-----|-----|----|----|-----|----|---|---|
| 2012 | Los Angeles | 1 | 0 | 5 | 0 | 0 | 0 | 0 | 0 | 0 | 0 | 0 | 0 | 0 |
| 2013 | Los Angeles | 9 | 1 | 222 | 0 | 0 | 1 | 1 | 4 | 5 | 0 | 0 | 0 | 0 |
| 2014 | Los Angeles | 1 | 0 | 16 | 0 | 0 | 1 | 1 | 1 | 0 | 0 | 0 | 0 | 0 |
| Totals | | 11 | 1 | 243 | 0 | 0 | 2 | 2 | 5 | 5 | 0 | 0 | 0 | 0 |

| YEAR | POSTSEASON | GP | GS | MIN | G | A | SHT | SOG | FC | FS | OFF | CK | C | E |
|------|-------------|----|----|-----|---|---|-----|-----|----|----|-----|----|---|---|
| 2013 | Los Angeles | 1 | 0 | 7 | 0 | 0 | 0 | 0 | 1 | 0 | 0 | 0 | 1 | 0 |

| OPPONENT | GP | GS | MIN | G | A | SHT | SOG | FC | FS | OFF | CK | C | E |
|----------------|----|----|-----|---|---|-----|-----|----|----|-----|----|---|---|
| Chicago | 1 | 0 | 8 | 0 | 0 | 0 | 0 | 0 | 1 | 0 | 0 | 0 | 0 |
| Chivas USA | 2 | 0 | 31 | 0 | 0 | 1 | 1 | 1 | 0 | 0 | 0 | 0 | 0 |
| Colorado | 1 | 0 | 6 | 0 | 0 | 0 | 0 | 0 | 0 | 0 | 0 | 0 | 0 |
| FC Dallas | 2 | 0 | 11 | 0 | 0 | 0 | 0 | 1 | 0 | 0 | 0 | 0 | 0 |
| New York | 1 | 0 | 80 | 0 | 0 | 0 | 0 | 0 | 1 | 0 | 0 | 0 | 0 |
| Portland | 1 | 1 | 89 | 0 | 0 | 0 | 0 | 2 | 3 | 0 | 0 | 0 | 0 |
| Real Salt Lake | 2 | 0 | 6 | 0 | 0 | 1 | 1 | 0 | 0 | 0 | 0 | 0 | 0 |
| Vancouver | 1 | 0 | 12 | 0 | 0 | 0 | 0 | 1 | 0 | 0 | 0 | 0 | 0 |

| MONTH | GP | GS | MIN | G | A | SHT | SOG | FC | FS | OFF | CK | C | E |
|---------|----|----|-----|---|---|-----|-----|----|----|-----|----|---|---|
| March | 2 | 0 | 14 | 0 | 0 | 0 | 0 | 0 | 1 | 0 | 0 | 0 | 0 |
| April | 2 | 0 | 11 | 0 | 0 | 1 | 1 | 1 | 0 | 0 | 0 | 0 | 0 |
| May | 1 | 0 | 80 | 0 | 0 | 0 | 0 | 0 | 1 | 0 | 0 | 0 | 0 |
| June | 2 | 1 | 94 | 0 | 0 | 0 | 0 | 2 | 3 | 0 | 0 | 0 | 0 |
| July | 2 | 0 | 13 | 0 | 0 | 0 | 0 | 1 | 0 | 0 | 0 | 0 | 0 |
| August | 1 | 0 | 16 | 0 | 0 | 1 | 1 | 1 | 0 | 0 | 0 | 0 | 0 |
| October | 1 | 0 | 15 | 0 | 0 | 0 | 0 | 0 | 0 | 0 | 0 | 0 | 0 |



DAN GARGAN



PRONUNCIATION: GARR-gin

POSITION: Defender

HEIGHT: 5' 11"

WEIGHT: 175 lbs.

JERSEY NUMBER: 33

BIRTH DATE: 12-14-1982

BIRTHPLACE: Philadelphia, PA

CITIZENSHIP: United States

LAST CLUB: San Jose Earthquakes

STATUS: Senior Roster spot

HOW ACQUIRED: Signed on March 7, 2014

A product of Philadelphia, Penn., Gargan was drafted by the Colorado Rapids with the 43rd overall pick in the fourth round of the 2005 MLS Supplemental Draft. Gargan spent his first three professional seasons with the Rapids, accumulating 49 league appearances. In April of 2008, Gargan signed with Chivas USA but retired due to personal reasons without playing a single match. He eventually returned to MLS in 2010 with Toronto FC after a year with the Puerto Rico Islanders of the USL First Division. While with TFC, Gargan made 43 MLS regular season appearances, scoring one goal and notching four assists.

In July of 2011, Gargan was traded to the Chicago Fire. During one-and-a-half seasons at Toyota Park, the fullback was a starting lineup staple, accumulating 31 appearances, scoring a goal and adding an assist while playing primarily at right back.

The veteran defender was selected in the 2012 MLS Re-Entry Draft by the San Jose Earthquakes where he spent the entire 2013 season, making eight appearances and six starts for the Quakes.

MLS HIGHLIGHTS

2014: Signed with the Galaxy ahead of the 2014 season and recorded his most successful year as a professional, with career highs of 29 total appearances, 27 starts and five assists, with his five assists tied for the most of any MLS Defender. In addition to his regular season contributions, Gargan also played a vital role in the postseason when he appeared in all five of the Galaxy's playoff matches as the Galaxy became the first team to win five MLS Cups.

2013: Joined the San Jose Earthquakes after being selected in the 2012 MLS Re-Entry Draft. He spent the entire season with San Jose, making eight appearances and six starts, his lowest totals since 2008 as a member of Chivas USA.

2012: Gargan continued as one of the team's most consistent defenders, logging 1,754 minutes in 22 appearances during the MLS Regular Season, notching one assist.

2011: Started in all nine matches in which he appeared, logging 785 minutes, bagging one goal since joining the team via trade from Toronto FC for Dasan Robinson on July 28... Scored a 69th minute header in a 2-0 win 8/21 vs. TFC, in his first appearance against his former club since being traded... LAMAR HUNT U.S. OPEN CUP: Started both matches he was eligible since joining the team via trade, logging 90 minutes in a 2-1 semifinal victory 8/30 vs. RLC and 85 minutes in the 2-0 final loss 10/4 at SEA... INTERNATIONAL FRIENDLIES: Came on as a second half substitute, logging 45 minutes in a 1-0 loss 9/14 vs. Chivas de Guadalajara.

2011 WITH TORONTO FC: Appeared in 16 matches, starting 12 while tallying 1063 minutes before being traded to the Chicago Fire for Dasan Robinson on July 28... NUTRILITE CANADIAN CHAMPIONSHIP: Appeared in three of TFC's four matches, starting two and logging 225 minutes on the Reds way to their third straight Nutrilite Canadian Championship.

2010: Appeared in 27 of the team's 30 regular season matches, starting 25 in his debut season with Toronto... Scored one goal and tallied a career high four assists... Assisted on O'Brian White's 76th minute goal in a 2-0 victory 4/25 vs. SEA... Assisted on Dwayne De Rosario's 66th minute winner in a 3-1 victory 5/29 at SJ... Scored first career MLS goal, an 84th minute equalizer in a 1-1 draw 7/1 vs. HOU... Assisted on Chad Barrett's 81st minute strike in a 2-1 loss 7/17 at PHI... Assisted on Nana Attakora's 21st minute goal in a 2-1 win 8/7 vs. CHV... CONCACAF CHAMPIONS CUP: Appeared in 7 of 8 matches, starting four while logging 468 minutes... NUTRILITE CANADIAN CHAMPIONSHIP: Started two matches, playing 180 minutes on the team's way to the 2010 championship.



sponsored by **HERBALIFE**

2009: Returned to soccer with USL First Division's Puerto Rico Islanders...Appeared in 12 matches, tallying one goal over 933 minutes...Scored 60th minute game-winning goal in 2-0 win 9/6 vs. Rochester...CONCACAF CHAMPIONS LEAGUE: Helped Islanders qualify for the preliminary round through the Caribbean Football Union Championships...Started both preliminary round matches, logging 180 minutes helping Puerto Rico past Toronto FC...Appeared in five of six Islanders' group stage matches, logging 293 minutes...

2008: Released by the Colorado Rapids on April 11...Signed by Chivas USA on April 25 before retiring on May 9 without playing a game.

2007: Starting 11 matches, appearing 15 over 1029 minutes for the Colorado Rapids...Suffered a season-ending ACL injury in Colorado's 3-0 win 8/16 vs. NE.

2006: Appeared in 22 matches, starting 15, tallying one assist over 1482 minutes for Colorado...Assisted on Nicolas Hernandez 47th minute goal in 1-0 victory 9/2 at RSL...MLS CUP PLAYOFFS: Appeared in two matches, starting one over 135 minutes, helping the Rapids to the 2006 Western Conference final where they fell 3-1 11/5 at HOU...

2005: Appeared in 12 matches, starting five adding two assists over 512 minutes in his rookie campaign after being drafted 43rd overall by Colorado in the 2005 MLS Supplemental Draft...Tallied first career assist, helping Jeff Cunningham record a hat trick in the 78th minute of a 3-1 win 6/18 at CHV...Assisted on Dedi Ben Dayam's stoppage time strike in a 3-1 win 9/24 at CHV.

COLLEGE HIGHLIGHTS

Appeared in 75 matches, starting 70 while tallying 11 goals and 18 assists from 2001-04 with Georgetown University...2004: All-BIG EAST Second Team selection...NSCAA All-South Atlantic Region Third Team choice...finished second on the team in scoring with 15 points off four goals and seven assists...2003 Chosen All-BIG EAST Third Team...named team MVP...selected to NSCAA/adidas All-South Atlantic Region...started 18 games...second leading scorer with 16 points and team leader in assists with six...six assists tied for eighth in the BIG EAST and three game winning goals tied for fifth...game winning goals against Towson (9/16), Villanova (10/15), and Delaware (11/5)...ranks 30th in career points at Georgetown...

2002: Named BIG EAST Defensive Player of the Week November 5...helped the defense post four shutouts in 2002...scored an unassisted game-winning goal against Princeton to seal a 3-2 victory (10/1)... a BIG EAST Academic All-Star...2001: Started 17 of 18 games...ripped 21 shots on the year and ended the campaign with five points...buried the game winning goal at home against Pennsylvania...had two assists in the Hoya victory over Howard...fed an assist vs. St. Peter's.

HIGH SCHOOL

Named All-State and team MVP his junior and senior seasons at Chestnut Hill...was league Most Valuable Player as a senior...played for the Olympic Development Program Regional Team in 1998, 1999, and 2000...played for the strong FC Coppa team.

REGULAR-SEASON GAME HIGHS:

| | |
|------------------------|--|
| Goals | 1, 2 times, last: Aug. 21, 2011, CHI vs. TOR |
| Assists | 1, 14 times, last: Aug. 20, 2014, LA at COL |
| Shots on Goal | 2, Aug. 28, 2010, TOR vs. RSL |
| Shots | 4, Aug. 28, 2010, TOR vs. RSL |
| Fouls Committed | 6, Oct. 20, 2012, CHI at NE |
| Fouls Suffered | 3, 6 times, last: Sept. 20, 2014, LA vs. DAL |



DAN GARGAN CONT.

| YEAR | TEAM | GP | GS | MIN | G | A | SHT | SOG | FC | FS | OFF | CK | C | E |
|---------------|-------------|------------|------------|--------------|----------|-----------|-----------|-----------|------------|------------|----------|----------|-----------|----------|
| 2005 | Colorado | 12 | 5 | 512 | 0 | 2 | 2 | 0 | 7 | 12 | 0 | 1 | 1 | 0 |
| 2006 | Colorado | 22 | 15 | 1482 | 0 | 1 | 7 | 3 | 31 | 12 | 0 | 0 | 6 | 0 |
| 2007 | Colorado | 15 | 11 | 1029 | 0 | 0 | 4 | 0 | 7 | 6 | 0 | 1 | 0 | 0 |
| 2010 | Toronto FC | 27 | 25 | 2237 | 1 | 4 | 10 | 3 | 39 | 18 | 0 | 0 | 7 | 0 |
| 2011 | Toronto FC | 16 | 12 | 1063 | 0 | 0 | 2 | 0 | 18 | 7 | 0 | 0 | 3 | 0 |
| | Chicago | 9 | 9 | 785 | 1 | 0 | 5 | 1 | 12 | 4 | 2 | 0 | 4 | 0 |
| | 2011 totals | 25 | 21 | 1848 | 1 | 0 | 7 | 1 | 30 | 11 | 2 | 0 | 7 | 0 |
| 2012 | Chicago | 22 | 19 | 1754 | 0 | 1 | 12 | 2 | 38 | 12 | 1 | 0 | 5 | 0 |
| 2013 | San Jose | 8 | 6 | 591 | 0 | 1 | 3 | 0 | 8 | 8 | 0 | 0 | 1 | 0 |
| 2014 | Los Angeles | 29 | 27 | 2400 | 0 | 5 | 7 | 1 | 37 | 21 | 1 | 0 | 7 | 1 |
| Totals | | 160 | 129 | 11853 | 2 | 14 | 52 | 10 | 197 | 100 | 4 | 2 | 34 | 1 |

| YEAR | POSTSEASON | GP | GS | MIN | G | A | SHT | SOG | FC | FS | OFF | CK | C | E |
|---------------|-------------|----------|----------|------------|----------|----------|----------|----------|----------|----------|----------|----------|----------|----------|
| 2006 | Colorado | 2 | 1 | 135 | 0 | 0 | 0 | 0 | 3 | 1 | 0 | 0 | 1 | 0 |
| 2014 | Los Angeles | 5 | 2 | 254 | 0 | 0 | 0 | 0 | 4 | 1 | 0 | 0 | 0 | 0 |
| Totals | | 7 | 3 | 389 | 0 | 0 | 0 | 0 | 7 | 2 | 0 | 0 | 1 | 0 |

| OPPONENT | GP | GS | MIN | G | A | SHT | SOG | FC | FS | OFF | CK | C | E |
|----------------|----|----|-----|---|---|-----|-----|----|----|-----|----|---|---|
| Chicago | 9 | 6 | 533 | 0 | 0 | 2 | 0 | 8 | 5 | 0 | 0 | 0 | 0 |
| Chivas USA | 12 | 11 | 952 | 0 | 4 | 2 | 0 | 21 | 8 | 0 | 0 | 4 | 0 |
| Columbus | 8 | 7 | 640 | 0 | 1 | 2 | 0 | 16 | 6 | 1 | 0 | 3 | 0 |
| Colorado | 7 | 6 | 550 | 0 | 1 | 2 | 1 | 6 | 2 | 0 | 0 | 1 | 0 |
| FC Dallas | 11 | 8 | 827 | 0 | 0 | 3 | 0 | 19 | 8 | 1 | 0 | 2 | 0 |
| D.C. United | 8 | 6 | 594 | 0 | 0 | 3 | 0 | 12 | 4 | 0 | 0 | 2 | 0 |
| Houston | 11 | 10 | 877 | 1 | 0 | 2 | 1 | 13 | 6 | 0 | 1 | 1 | 0 |
| Sporting KC | 9 | 5 | 577 | 0 | 0 | 1 | 0 | 8 | 3 | 1 | 0 | 1 | 0 |
| Los Angeles | 9 | 5 | 501 | 0 | 0 | 3 | 2 | 8 | 4 | 0 | 0 | 0 | 0 |
| Montreal | 3 | 2 | 229 | 0 | 1 | 1 | 0 | 7 | 3 | 0 | 0 | 2 | 0 |
| New England | 10 | 9 | 690 | 0 | 0 | 1 | 0 | 17 | 11 | 0 | 0 | 2 | 1 |
| New York | 10 | 10 | 890 | 0 | 0 | 5 | 0 | 11 | 6 | 0 | 0 | 3 | 0 |
| Philadelphia | 6 | 6 | 476 | 0 | 1 | 4 | 1 | 2 | 3 | 0 | 0 | 1 | 0 |
| Portland | 6 | 6 | 531 | 0 | 1 | 2 | 0 | 7 | 4 | 0 | 0 | 3 | 0 |
| Real Salt Lake | 13 | 9 | 832 | 0 | 1 | 7 | 3 | 14 | 8 | 0 | 1 | 2 | 0 |
| Seattle | 11 | 8 | 792 | 0 | 1 | 3 | 0 | 13 | 7 | 0 | 0 | 2 | 0 |
| San Jose | 6 | 6 | 494 | 0 | 1 | 3 | 1 | 7 | 5 | 1 | 0 | 3 | 0 |
| Toronto FC | 4 | 3 | 315 | 1 | 1 | 2 | 1 | 3 | 3 | 0 | 0 | 0 | 0 |
| Vancouver | 7 | 6 | 553 | 0 | 1 | 4 | 0 | 5 | 4 | 0 | 0 | 2 | 0 |

| MONTH | GP | GS | MIN | G | A | SHT | SOG | FC | FS | OFF | CK | C | E |
|-----------|----|----|------|---|---|-----|-----|----|----|-----|----|---|---|
| March | 6 | 5 | 507 | 0 | 0 | 5 | 1 | 9 | 7 | 0 | 0 | 2 | 0 |
| April | 20 | 13 | 1291 | 0 | 3 | 7 | 0 | 15 | 13 | 0 | 0 | 3 | 0 |
| May | 27 | 23 | 2066 | 0 | 3 | 6 | 1 | 28 | 11 | 1 | 1 | 3 | 0 |
| June | 20 | 13 | 1239 | 0 | 1 | 3 | 0 | 20 | 7 | 0 | 0 | 3 | 0 |
| July | 29 | 22 | 2065 | 1 | 1 | 8 | 2 | 33 | 19 | 0 | 0 | 8 | 1 |
| August | 20 | 19 | 1641 | 1 | 3 | 7 | 4 | 30 | 12 | 1 | 0 | 3 | 0 |
| September | 23 | 20 | 1825 | 0 | 3 | 11 | 2 | 28 | 23 | 0 | 0 | 7 | 0 |
| October | 15 | 14 | 1219 | 0 | 0 | 5 | 0 | 34 | 8 | 2 | 1 | 5 | 0 |

STEVEN GERRARD



sponsored by HERBALIFE.



POSITION: Midfielder

HEIGHT: 6-0

WEIGHT: 183

JERSEY NUMBER: 8

BIRTH DATE: 5-30-1980

BIRTHPLACE: Whiston, Merseyside, England

LAST CLUB: Liverpool (England)

STATUS: Designated Player

HOW ACQUIRED: Signed by the Galaxy on January 7, 2015

Gerrard joins the Galaxy following one of the most storied careers in Liverpool and English football history. In 17 seasons with Liverpool, the team's longest-serving captain has made over 700 appearances while scoring over 180 goals in all competitions. Gerrard also has served as captain for England, making 114 appearances and scoring 21 goals on the international level, most recently captaining his country during the 2014 FIFA World Cup.

The midfielder joins the Galaxy after leading Liverpool to 10 major trophies over the past 15 years, including the UEFA Champions League (2005), UEFA Cup (2001), UEFA Super Cup (2001, 2005), FA Cup (2001, 2006), FA Community Shield (2006) and League Cup (2001, 2003, 2012). Individually, he has earned honors as the Professional Footballers' Association (PFA) Young Player of the Year (2001), PFA Player of the Year (2006), Football Writers' Association (FWA) Footballer of the Year (2009), PFA Fans' Player of the Year (2001, 2009), PFA Team of the Year (2001, 2004, 2005, 2006, 2007, 2008, 2009, 2014), FA England Player of the Year (2007, 2012), UEFA Club Footballer of the Year (2005) and FIFA's Ballon d'Or Bronze Award (2005).

The Merseyside product joined the Liverpool Academy at the age of nine before signing his first professional contract with the club in 1997 as a 17 year old. He made his debut with the Reds on Nov. 29, 1998 as a second-half substitute in a match against Blackburn Rovers and went on to play in 12 more games during his debut season. His first goal came the following season during a 4-1 win at Anfield against Sheffield Wednesday.

Gerrard won his first major honors with Liverpool during the 2001 season, when he helped his club capture the FA Cup, League Cup and UEFA Super Cup while making 50 appearances across all competitions. That year, he was named the PFA Young Player of the Year. After serving as a vice-captain the following year, Gerrard became Liverpool's full-time captain in 2003, holding the title since that time.

For his country, Gerrard has represented England at three FIFA World Cup competitions (2006, 2010, 2014) while serving as the team's captain during the 2010 and 2014 FIFA World Cups. He also represented his country at the UEFA European Football Championships in 2000, 2004 and 2012. His 114 caps for England are the third most of any English international in history.

The Englishman's international debut with the England senior squad came a day after turning 20 when he appeared in a match against Ukraine at Wembley Stadium on May 31, 2000. He represented England later that year in the 2000 UEFA European Football Championship. Gerrard's first goal for England came in 2001 when he scored the second goal of a 5-1 rout over Germany during a 2002 FIFA World Cup Qualifying match in Munich, helping his side secure a spot in the 2002 FIFA World Cup.



OMAR GONZALEZ



PRONUNCIATION: Gon-ZALL-ezz

POSITION: Defender

HEIGHT: 6' 5"

WEIGHT: 205 lbs.

BIRTH DATE: 10-11-1988

BIRTHPLACE: Dallas, TX

CITIZENSHIP: United States

LAST CLUB: (England)

STATUS: Designated Player

HOW ACQUIRED: Selected by the Galaxy in the first round (3rd overall) of the 2009 MLS SuperDraft.

Omar Gonzalez is a big, physical centerback who has emerged as a starter for the US Men's National Team. Playing with the Galaxy after he was drafted third overall in the 2009 MLS SuperDraft, Gonzalez has been named the Rookie of the Year, Defender of the Year, and to four MLS Best XI's (2010, 2011, 2013, 2014). At the team level he has won three MLS Cups (2011, 2012, 2014) and two Supporters Shields (2010, 2011).

MLS HIGHLIGHTS

2014: Gonzalez anchored a Galaxy backline that allowed an MLS-low 37 goals all season, starting in 22 regular season matches in addition to all five MLS Cup Playoff matches. In addition to his contributions from his position in central defense, he scored a career-high four goals and added a career-high two assists on the season. For his efforts, he was named an MLS All-Star, to the MLS Best XI and a Finalist for MLS Defender of the Year.

2013: Started in all 27 of his appearances for the Galaxy, scoring one goal and adding two assists. Was named to his third MLS Best XI and also earned honors as LA Galaxy's Defender of the Year, his third time being named that honor.

2012: While on loan to FC Nuremberg, suffered a torn ligament that kept him sidelined for a portion of the Galaxy's Regular Season. Went on to make 13 starts in 14 appearances during the regular season. In the playoffs, Gonzalez started in six matches, scoring a goal that sparked a comeback against the Houston Dynamo in the 2012 MLS Cup final as the Galaxy captured their fourth MLS Cup.

2011: The 2011 MLS Defender of the Year, as well as the Galaxy's Defender of the Year and a member of the MLS Best XI, Gonzalez had two goals and an assist in 29 regular season games. With Gonzalez marshaling the center of defense, the Galaxy allowed the fewest goals in the league and equaled an MLS record with 17 clean sheets while adding two more in the playoffs and three in the CONCACAF Champions League. After missing the first three games of the year, Gonzalez returned to the field in April and scored his first goal of the season at Chicago on 4/17. He added a second goal against FC Dallas on 8/6 before tallying an assist at Kansas City on 9/5. Gonzalez also missed time in mid-July after breaking his nose, forcing him to miss the MLS All-Star Game, which he had been named as a starter for. He added a goal and an assist in the U.S. Open Cup and a goal in the Champions League as well. In the playoffs, Gonzalez played every minute of LA's four games, helping the club win their first MLS Cup since 2005.

2010: The Galaxy's 2010 Defender of the Year and an MLS All-Star for the first time in his career, Gonzalez had a breakout season for the Galaxy in 2010. A finalist for the MLS Defender of the Year award and a member of the league's Best XI, Gonzalez started 28 of the club's regular season games, as well as all three postseason games, leading the club in regular season games played and minutes played amongst all field players. He scored his first goal of the year in the 4-0 win at Seattle on 5/8 and then added his second in second half stoppage time of the 1-1 draw at Chicago on 9/4, heading home a Landon Donovan corner kick to save a point for LA. Gonzalez also added a goal in the postseason, scoring the game-winner in the second leg of the Western Conference Semifinal Series win over Seattle at The Home Depot Center when he headed a David Beckham freekick past Kasey Keller to give LA a 2-0 lead. He was booked a team-high eight times on the season and was forced to miss two games through suspension. These were the first two games of Gonzalez's MLS career that he missed and LA lost both games by 2-0 scorelines. He was the first Galaxy defender to be named to the Best XI since Chris Albright in 2005 and the first LA nominee to be named a finalist for the league's Defender of the Year award since Tyrone Marshall that same season. 2009: The 2009 MLS Rookie of the Year, Gonzalez was the only Galaxy player to start all 30 of the club's regular season games. He made his MLS debut starting and playing all 90 minutes at center back in the season opening 2-2 draw vs. D.C. United on 3/22. He scored the first goal of his MLS career in the following game, heading home a Landon Donovan corner kick in the first half of a 3-2 loss



sponsored by HERBALIFE

OMAR GONZALEZ CONT.

vs. Colorado on 4/4. Gonzalez later added the first assist of his career on David Beckham's game-winning goal vs. Chivas USA on 8/29. He played the full 90 minutes in 29 of LA's 30 regular season games, missing just the final 28 minutes of the 1-0 vs. Houston on 6/28 because of an injury. At just 21 years of age he led the Galaxy in both minutes played (2,672) and yellow cards (five), collecting his first in the 1-1 draw at FC Dallas on 5/23, while also setting new club rookie records for games started and minutes played and tying the record for games played by a rookie. He helped the Galaxy allow an MLS record 31 fewer goals than the season before and set a club record 12 clean sheets. In the postseason, Gonzalez started all four of the Galaxy's games, going the distance in each of the first three before being forced to exit late in regulation of MLS Cup because of an injury. He joined Sean Franklin as the only two players in club history to have been named MLS Rookie of the Year.

CAREER HIGHLIGHTS

Joined FC Nürnberg of the German Bundesliga on a six-week loan on January 5, but suffered a torn ACL in his left knee during his first training session with the club, ending the loan and forcing Gonzalez to return to the U.S. in order to undergo surgery.

COLLEGE HIGHLIGHTS

A three year starter at the University of Maryland, Gonzalez started all 69 of the games in which he appeared in for the Terrapins, helping them win the NCAA Championship as a junior in 2008. Gonzalez finished his college career with seven goals and five assists before turning pro after his junior season. He had a career-high five goals to go along with one assist in 2008 when he was named to the NSCAA/adidas All-American First Team and First Team All-ACC while also being named a semifinalist for the MAC Hermann Trophy, which is given out annually to the country's best college soccer player. In the NCAA Tournament, Gonzalez spearheaded a Maryland defense that allowed just one goal in five games and was named the College Cup Defensive MVP. He helped lead the Terrapins to 15 clean sheets in 26 games, including seven in eight games during the ACC and NCAA Tournaments. The 2007 ACC Defensive Player of the Year, Gonzalez was also named Second Team All-ACC and to the NSCAA/adidas All-American Third Team that season after claiming All-ACC Freshman Team and Soccer America Second Team All-Freshman honors the previous year. He scored his first career-goal in 2006 in a 4-1 win over Bucknell, also adding an assist in that game.

NATIONAL TEAM

2014: Named to the 2014 FIFA World Cup roster for the U.S. ... Made his World Cup debut against Portugal on June 22, 2014, coming on as a sub in the 91st minute ... Started the final game of the 2014 World Cup group stage against Germany, his first World Cup start ... Has appeared in five games in 2014, starting three ... 2013: Tied for third on the U.S. MNT with 14 appearances during the year and was second in minutes played with 1,172, trailing only DaMarcus Beasley ... Gonzalez, who holds dual citizenship in the USA and Mexico, became cap-tied to the U.S. MNT with his start in the scoreless draw against Mexico on Feb. 26 at Estadio Azteca ... 2012: Did not make an appearance for the U.S. MNT ... 2011: Made one appearance for the USA, earning the start during the team's 1-1 draw against Chile on Jan. 22 ... 2010: Made international debut for the U.S. MNT on Aug. 10, 2010 against Brazil ... 2009: Received his first call-up to train with the full MNT ... Under-20s: Played for the U.S. Under 20's at the Pan-American Games in 2007, scoring twice in the USA's loss to Bolivia ... Under-17s: Played at the 2005 FIFA Under-17 World Cup in Peru ... First Appearance: Aug. 10, 2010, vs. Brazil ... First Goal: None

REGULAR-SEASON GAME HIGHS:

| | |
|------------------------|---|
| Goals | 1, 11 times, last: Sept. 14, 2014, LA at SJ |
| Assists | 1, 7 times, last: Aug. 20, 2014, LA at COL |
| Shots on Goal | 2, 3 times, last: Aug. 20, 2014, LA at COL |
| Shots | 4, Aug. 17, 2013, LA vs. RSL |
| Fouls Committed | 5, Aug. 27, 2014, LA vs. DC |
| Fouls Suffered | 5, Aug. 3, 2011, LA at POR |



| YEAR | TEAM | GP | GS | MIN | G | A | SHT | SOG | FC | FS | OFF | CK | C | E |
|--------|-------------|-----|-----|-------|----|---|-----|-----|-----|----|-----|----|----|---|
| 2009 | Los Angeles | 30 | 30 | 2672 | 1 | 1 | 13 | 4 | 29 | 19 | 0 | 0 | 5 | 0 |
| 2010 | Los Angeles | 28 | 28 | 2520 | 2 | 0 | 13 | 4 | 22 | 13 | 0 | 0 | 8 | 0 |
| 2011 | Los Angeles | 29 | 29 | 2599 | 2 | 1 | 18 | 6 | 16 | 21 | 0 | 0 | 3 | 0 |
| 2012 | Los Angeles | 14 | 13 | 1147 | 1 | 1 | 10 | 3 | 12 | 9 | 0 | 0 | 2 | 0 |
| 2013 | Los Angeles | 27 | 27 | 2368 | 1 | 2 | 19 | 4 | 17 | 14 | 0 | 0 | 2 | 0 |
| 2014 | Los Angeles | 22 | 22 | 1902 | 4 | 2 | 18 | 10 | 28 | 19 | 1 | 0 | 5 | 1 |
| Totals | | 150 | 149 | 13208 | 11 | 7 | 91 | 31 | 124 | 95 | 1 | 0 | 25 | 1 |

| YEAR | POSTSEASON | GP | GS | MIN | G | A | SHT | SOG | FC | FS | OFF | CK | C | E |
|--------|-------------|----|----|------|---|---|-----|-----|----|----|-----|----|---|---|
| 2009 | Los Angeles | 4 | 4 | 389 | 0 | 0 | 3 | 0 | 2 | 1 | 0 | 0 | 0 | 0 |
| 2010 | Los Angeles | 3 | 3 | 270 | 1 | 1 | 3 | 3 | 2 | 1 | 0 | 0 | 0 | 0 |
| 2011 | Los Angeles | 4 | 4 | 360 | 0 | 0 | 0 | 0 | 3 | 9 | 0 | 0 | 0 | 0 |
| 2012 | Los Angeles | 6 | 6 | 540 | 1 | 0 | 7 | 1 | 6 | 15 | 0 | 0 | 1 | 0 |
| 2013 | Los Angeles | 2 | 2 | 210 | 0 | 0 | 1 | 0 | 2 | 7 | 0 | 0 | 0 | 0 |
| 2014 | Los Angeles | 5 | 5 | 480 | 0 | 1 | 1 | 0 | 6 | 4 | 0 | 0 | 1 | 0 |
| Totals | | 24 | 24 | 2249 | 2 | 2 | 15 | 4 | 21 | 37 | 0 | 0 | 2 | 0 |

| OPPONENT | GP | GS | MIN | G | A | SHT | SOG | FC | FS | OFF | CK | C | E |
|----------------|----|----|------|---|---|-----|-----|----|----|-----|----|---|---|
| Chicago | 7 | 7 | 630 | 2 | 1 | 5 | 2 | 6 | 6 | 0 | 0 | 1 | 0 |
| Chivas USA | 14 | 13 | 1147 | 1 | 2 | 9 | 4 | 5 | 12 | 1 | 0 | 0 | 0 |
| Columbus | 8 | 8 | 720 | 0 | 0 | 4 | 2 | 5 | 5 | 0 | 0 | 1 | 0 |
| Colorado | 11 | 11 | 924 | 2 | 1 | 10 | 3 | 3 | 2 | 0 | 0 | 0 | 0 |
| FC Dallas | 13 | 13 | 1170 | 1 | 0 | 9 | 3 | 18 | 6 | 0 | 0 | 4 | 0 |
| D.C. United | 8 | 8 | 710 | 1 | 0 | 4 | 2 | 14 | 4 | 0 | 0 | 2 | 0 |
| Houston | 6 | 6 | 512 | 0 | 0 | 1 | 0 | 7 | 2 | 0 | 0 | 1 | 0 |
| Sporting KC | 7 | 7 | 630 | 0 | 1 | 1 | 0 | 5 | 1 | 0 | 0 | 1 | 0 |
| Montreal | 1 | 1 | 90 | 0 | 0 | 1 | 0 | 1 | 0 | 0 | 0 | 0 | 0 |
| New England | 4 | 4 | 360 | 0 | 0 | 4 | 3 | 4 | 5 | 0 | 0 | 0 | 0 |
| New York | 7 | 7 | 630 | 0 | 0 | 2 | 1 | 6 | 7 | 0 | 0 | 0 | 0 |
| Philadelphia | 6 | 6 | 495 | 0 | 0 | 4 | 0 | 3 | 0 | 0 | 0 | 2 | 0 |
| Portland | 5 | 5 | 450 | 0 | 0 | 4 | 1 | 4 | 10 | 0 | 0 | 0 | 0 |
| Real Salt Lake | 10 | 10 | 900 | 1 | 0 | 9 | 2 | 9 | 5 | 0 | 0 | 3 | 0 |
| Seattle | 12 | 12 | 1067 | 1 | 0 | 4 | 2 | 11 | 5 | 0 | 0 | 3 | 1 |
| San Jose | 13 | 13 | 1153 | 2 | 0 | 10 | 6 | 12 | 8 | 0 | 0 | 3 | 0 |
| Toronto FC | 9 | 9 | 810 | 0 | 0 | 4 | 0 | 7 | 12 | 0 | 0 | 2 | 0 |
| Vancouver | 9 | 9 | 810 | 0 | 2 | 6 | 0 | 4 | 5 | 0 | 0 | 2 | 0 |

| MONTH | GP | GS | MIN | G | A | SHT | SOG | FC | FS | OFF | CK | C | E |
|-----------|----|----|------|---|---|-----|-----|----|----|-----|----|---|---|
| March | 7 | 7 | 630 | 0 | 1 | 4 | 1 | 9 | 8 | 0 | 0 | 0 | 0 |
| April | 19 | 19 | 1710 | 2 | 1 | 11 | 4 | 11 | 7 | 1 | 0 | 2 | 0 |
| May | 25 | 25 | 2205 | 1 | 0 | 17 | 4 | 16 | 6 | 0 | 0 | 6 | 0 |
| June | 13 | 13 | 1142 | 0 | 0 | 4 | 3 | 9 | 8 | 0 | 0 | 4 | 0 |
| July | 18 | 17 | 1496 | 0 | 2 | 11 | 2 | 16 | 19 | 0 | 0 | 2 | 0 |
| August | 27 | 27 | 2420 | 6 | 2 | 27 | 12 | 26 | 27 | 0 | 0 | 3 | 0 |
| September | 22 | 22 | 1959 | 2 | 1 | 12 | 3 | 23 | 13 | 0 | 0 | 5 | 0 |
| October | 19 | 19 | 1646 | 0 | 0 | 5 | 2 | 14 | 7 | 0 | 0 | 3 | 1 |



sponsored by HERBALIFE

ALAN GORDON



PRONUNCIATION: Gore-den

POSITION: Forward

HEIGHT: 6' 1"

WEIGHT: 190 lbs.

JERSEY NUMBER: 9

BIRTH DATE: 10-01-1981

BIRTHPLACE: Long Beach, Calif.

LAST CLUB: San Jose Earthquakes

STATUS: Senior Roster Spot

HOW ACQUIRED: Joined LA Galaxy Aug. 11 from San Jose Earthquakes in exchange for allocation money.

MLS HIGHLIGHTS

2014: After spending the first-half of the season with San Jose, Gordon was traded to the Galaxy in August, where he went on to make 14 appearances and five starts. He became the Galaxy's late-game threat, scoring five goals and adding an assist, including one game-winning goal and two game-tying goals in matches the Galaxy won. Played in each of the Galaxy's five MLS Cup Playoff matches en route to the club winning their MLS-record fifth MLS Cup title.

2013: Had four goals and three assists in 24 regular season games ... Two of those goals contributed to one of the most dramatic results in MLS history as Gordon came off the bench in the 66th minute to score twice in a comeback win against the LA Galaxy at Stanford Stadium on June 29. Gordon and Shea Salinas scored in second-half stoppage time with San Jose playing a man down, the first time such a comeback has ever happened in MLS history ... Also had a goal and an assist in a 2-2 draw against FC Dallas at FC Dallas Stadium on Aug. 24 ... Moved up to No. 8 on the Earthquakes' all-time career goals list with 18 ... CCL: Played 90 minutes at Montreal on Aug. 7 ... Came on as a second-half substitute in the 82nd minute vs. Montreal on Sept. 17 ... Came on as a second-half substitute in the 60th minute vs. CD Heredia on Oct. 23.

2012: MLS: DNP vs. NE on 3/10, vs. HOU on 3/17 and at TFC on 3/24 (R hip surgery) ... Rejoined training on 3/19 ... Made 2012 debut and played in first MLS game since 8/6/11 at SEA on 3/31, coming on as a substitute for the final 23 minutes ... Came on as a substitute for the final 38 minutes vs. VAN on 4/7, scoring the 72nd-minute game-winner off a glancing header to the far corner ... Goal, which was nominated for AT&T Goal of the Week, was his second for the club, with the other one a game-tying header in the 67th minute of a 1-1 draw vs. POR on 8/6/11 ... DNP at NY on 4/14 (L – hamstring strain) ... Returned to action vs. RSL on 4/21, coming on as a substitute for the final 15 minutes ... DNP at PHI on 4/28, vs. DC on 5/2 and at VAN on 5/5 (L – hamstring strain) ... Came on for the final 33 minutes vs. CHV on 5/13, heading in the 88th-minute equalizer ... Came on for the final 30 minutes vs. CLB on 5/19 and produced a right-footed side-volley for the 90th-minute equalizer ... Came on as a halftime substitute at LA on 5/23, heading the game-winning goal in the 94th minute ... Started and played 61 minutes at SKC on 5/27 ... Came on as a substitute and played final 25 minutes at COL on 6/20 ... Played final 31 minutes at RSL on 6/23, scoring the opening goal in the 75th and assisting on Chris Wondolowski's winner in the 84th ... Came on as a substitute in the 68th minute vs. LA on 6/30 ... Started and played 90 minutes at POR on 7/3 and scored a goal in the 74th minute ... Started and played 83 minutes at FCD on 7/7 ... Scored seventh goal of season and notched assist on 7/14 vs. RSL ... Started and played 71 minutes and scored the game-winning goal off a header in the 45th minute ... Started and played 90 minutes at VAN on 7/22 and scored for a third consecutive game ... Started and played 93 minutes before receiving his second yellow card in stoppage time ... DNP vs. SEA on 8/11 due to red card suspension ... DNP at MTL on 8/18 due to yellow card accumulation suspension ... Started and played all 90 minutes vs. COL on 8/25, recording an assist in the 11th minute and two goals in the 43rd and 75th minute, respectively ... Started and played 60 minutes vs. CHV on 9/2 ... Started and played 62 minutes at CHV on 9/15, scoring a goal in the 49th minute ... Came on as a substitute in the 63rd minute vs. POR on 9/19, recording a game-tying assist in the 73rd minute ... Started and played 90 minutes on 9/22 at SEA, recording an assist in the eighth minute ... Started and played 90 minutes vs. FCD on 9/29, scoring in the 24th minute and recording assists in the 82nd and 95th minutes, respectively ... Started and played 67 minutes at COL on 10/6, recording an assist in the 11th minute ... Reserves: Started and played 61 minutes vs. POR on 3/27, assisting on the game's lone goal in the 53rd minute ... MLS Cup Playoffs: Came on as a substitute for Steven Beitashour in the 73rd minute against LA in the second leg of the Western Conference Semifinals 11/7, scored a goal in the 82nd minute ... Came on as a substitute in the 65th minute on 11/4 at LA in the first leg of the Western Conference Semifinals ... Open Cup: Started and played 77 minutes vs. MIN on 6/6 ... Started and played 90 minutes vs. SEA on 6/26 before being ejected in stoppage time.

2011: MLS (Toronto FC): Played 90 minutes vs. POR on 3/26 ... Played 90 minutes and scored a goal vs. CHV



on 4/2 ... Played 90 minutes and scored a goal at SJ on 4/9 ... Played 90 minutes at SEA on 4/30 ... Started, played 45 minutes and notched an assist vs. CLB on 4/23 ... Came in as a substitute in 43rd minute and scored two goals at LA on 6/11 ... Played 90 minutes at NE on 6/15 and at HOU on 7/9 ... Nutrilite Canadian Championship: Started and played 59 minutes at EDM on 4/27 ... Started and played 65 minutes vs. EDM on 5/4 ... 2011: MLS (San Jose Earthquakes): Acquired via trade along with Jacob Peterson and Nana Attakora from Toronto FC in exchange for Ryan Johnson, allocation money and an international player slot. DNP at CLB on 7/16, vs. VAN on 7/20 or at RSL on 7/23 due to right quadriceps strain ... Made debut for San Jose, started and played 73 minutes vs. DC on 7/30 ... Came on as a substitute in 57th minute and scored first career goal for Earthquakes 10 minutes later to earn a 1-1 draw vs. POR on 8/6 ... DNP vs. COL on 8/13, at LA on 8/20, at TFC on 8/26, vs. CHI on 9/10, at HOU on 9/17, at POR on 9/21, at COL on 9/24, vs. SKC on 10/1, at NE on 10/8, at SEA on 10/15 or vs. FCD on 10/22 due to surgery to repair torn rectus abdominis and torn left and right hip adductors.

2010: MLS: Played nine games, started eight with Toronto FC ... Scored one goal and added three assists, and was named MLS Player of the Week on 9/13 ... LA: Played 23 minutes at HOU on 4/10 ... Played nine minutes vs. RSL on 4/17 ... Played eight minutes at KC on 4/24 ... Started and played 70 minutes vs. PHI on 5/1 ... Started and played 71 minutes and scored a goal at COL on 5/5 ... Played 18 minutes at RSL on 6/9 ... Played 24 minutes at TOR on 6/26 ... Played 23 minutes vs. SEA on 7/4 ... Played 27 minutes at NE on 7/10 ... Started and played 89 minutes at DC on 7/18 ... Started and played 81 minutes vs. SJ on 7/22 ... Played 19 minutes vs. CHI on 8/1 ... CHV: Started and played 79 minutes vs. SEA on 8/14 ... Played 90 minutes at DAL on 8/21 ... Played 45 minutes vs. DC on 8/29 ... Played 90 minutes at COL on 9/4 ... Started and played 68 minutes vs. NE on 9/10 and got two assists ... Started and played 90 minutes vs. KC on 9/19 and at PHI on 9/25 ... Started and played 90 minutes vs. LA on 10/3 and scored a goal ... Started and played 90 minutes vs. TFC on 10/9 and got an assist.

2009: MLS: In his sixth season with LA, scored three goals and added three assists in 22 games ... Came off the bench in both of the club's summer friendlies, against AC Milan and Barcelona, scoring the Galaxy's first goal in the 2-2 draw with Milan, and was fouled late in the Western Conference Championship win over Houston, setting up Landon Donovan's penalty kick to complete the 2-0 win.

2008: MLS: Set career highs in all offensive categories ... Scored five goals and notched seven assists in 26 games ... Scored two goals in the 5-2 win vs. CHV on 4/26 after coming on as a second-half substitute ... Inducted to the NJCAA Soccer Hall of Fame in November.

2007: MLS: Preseason foot surgery ruled him out until July ... Started 11 of 14 games ... Scored three goals ... Scored three times in SuperLiga, tallying the first goal in the 2-1 win over Pachuca on 7/24 ... Scored a pair of goals in the 6-5 win at FCD on 7/31.

2006: MLS: Galaxy's joint top-scorer in the US Open Cup after tallying three goals in four games, including one in the Open Cup Final defeat in Chicago.

2005: MLS: Suffered from a groin injury for the first half of the season ... Started three games with the first team and five with the Galaxy Reserves ... Scored one goal and notched one assist in Reserve Division action.

2004: MLS: Made MLS debut in a 0-0 tie at SJ on 9/25 ... Started final two games of the year.

OTHER PROFESSIONAL EXPERIENCE: 2004: Named A-League Rookie of the Year after scoring 17 goals in 27 games for the Portland Timbers and leading them to the best regular-season record in the league.

COLLEGE HIGHLIGHTS

Played two years at Yavapai College in Prescott, Ariz., scoring 39 goals for the Roughriders before finishing his college career at Oregon State ... OSU 2002-03: Tallied 26 goals and seven assists in 40 games, finishing as the team's leading scorer and earning All-Pac-10 First Team honors both years ... His 15 goals in 2002 were the second most in school history, while his 11 in 2003 are the fourth most.

INTERNATIONAL

Earned one cap for the USMNT, appearance in a 2014 FIFA World Cup qualifying match against Antigua and Barbuda, where he provided a late game-winning assist to Eddie Johnson in the 90th minute.

HONORS

MLS Cup Champion in 2005, US Open Cup Champion in 2005, A-League Rookie of the Year in 2004.



sponsored by HERBALIFE

ALAN GORDON CONT.

REGULAR-SEASON GAME HIGHS:

| | |
|------------------------|--|
| Goals | 2, 5 times, last: June 29, 2013, SJ vs. LA |
| Assists | 2, 3 times, last: Sept. 29, 2012, SJ vs. DAL |
| Shots on Goal | 5, 2 times, last: Aug. 25, 2012, SJ vs. COL |
| Shots | 8, Sept. 23, 2006, LA at CHI |
| Fouls Committed | 6, 4 times, last: Sept. 8, 2013, SJ vs. PHI |
| Fouls Suffered | 5, 2 times, last: July 14, 2012, SJ vs. RSL |

| YEAR | TEAM | GP | GS | MIN | G | A | SHT | SOG | FC | FS | OFF | CK | C | E |
|------|---------------|------------|------------|--------------|-----------|-----------|------------|------------|------------|------------|------------|----------|-----------|----------|
| 2004 | Los Angeles | 3 | 2 | 142 | 0 | 0 | 4 | 2 | 4 | 1 | 0 | 0 | 0 | 0 |
| 2005 | Los Angeles | 5 | 3 | 200 | 0 | 0 | 1 | 0 | 8 | 2 | 5 | 0 | 1 | 0 |
| 2006 | Los Angeles | 17 | 11 | 1021 | 4 | 2 | 38 | 20 | 33 | 16 | 18 | 0 | 1 | 0 |
| 2007 | Los Angeles | 14 | 11 | 828 | 3 | 0 | 19 | 8 | 22 | 17 | 11 | 0 | 1 | 0 |
| 2008 | Los Angeles | 26 | 14 | 1314 | 5 | 7 | 46 | 15 | 38 | 18 | 13 | 0 | 4 | 1 |
| 2009 | Los Angeles | 22 | 13 | 1175 | 3 | 3 | 41 | 15 | 38 | 28 | 12 | 0 | 5 | 1 |
| 2010 | Los Angeles | 12 | 4 | 467 | 1 | 0 | 8 | 4 | 17 | 4 | 4 | 0 | 0 | 0 |
| | Chivas USA | 9 | 8 | 732 | 1 | 3 | 17 | 8 | 20 | 14 | 14 | 0 | 2 | 0 |
| | 2010 totals | 21 | 12 | 1199 | 2 | 3 | 25 | 12 | 37 | 18 | 18 | 0 | 2 | 0 |
| 2011 | Toronto FC | 8 | 7 | 632 | 4 | 1 | 18 | 8 | 23 | 14 | 6 | 0 | 3 | 0 |
| | San Jose | 2 | 1 | 107 | 1 | 0 | 2 | 2 | 7 | 0 | 4 | 0 | 1 | 0 |
| | 2011 totals | 10 | 8 | 739 | 5 | 1 | 20 | 10 | 30 | 14 | 10 | 0 | 4 | 0 |
| 2012 | San Jose | 23 | 13 | 1297 | 13 | 7 | 43 | 25 | 54 | 35 | 15 | 0 | 7 | 1 |
| 2013 | San Jose | 24 | 17 | 1436 | 4 | 3 | 40 | 14 | 53 | 33 | 23 | 0 | 7 | 1 |
| 2014 | San Jose | 15 | 6 | 665 | 0 | 0 | 17 | 4 | 17 | 20 | 9 | 0 | 3 | 0 |
| | Los Angeles | 14 | 5 | 511 | 5 | 1 | 22 | 13 | 16 | 15 | 4 | 0 | 0 | 0 |
| | 2014 totals | 29 | 11 | 1176 | 5 | 1 | 39 | 17 | 33 | 35 | 13 | 0 | 3 | 0 |
| | Totals | 194 | 115 | 10527 | 44 | 27 | 316 | 138 | 350 | 217 | 138 | 0 | 35 | 4 |

| YEAR | POSTSEASON | GP | GS | MIN | G | A | SHT | SOG | FC | FS | OFF | CK | C | E |
|------|---------------|-----------|----------|------------|----------|----------|----------|----------|----------|-----------|----------|----------|----------|----------|
| 2004 | Los Angeles | 1 | 0 | 3 | 0 | 0 | 0 | 0 | 0 | 0 | 0 | 0 | 0 | 0 |
| 2005 | Los Angeles | 3 | 0 | 28 | 0 | 0 | 0 | 0 | 1 | 1 | 1 | 0 | 0 | 0 |
| 2009 | Los Angeles | 3 | 0 | 57 | 0 | 0 | 1 | 0 | 1 | 6 | 1 | 0 | 0 | 0 |
| 2012 | San Jose | 2 | 0 | 42 | 1 | 0 | 1 | 1 | 1 | 1 | 2 | 0 | 0 | 0 |
| 2014 | Los Angeles | 5 | 0 | 66 | 0 | 0 | 5 | 0 | 5 | 3 | 1 | 0 | 1 | 0 |
| | Totals | 14 | 0 | 196 | 1 | 0 | 7 | 1 | 8 | 11 | 5 | 0 | 1 | 0 |



| OPPONENT | GP | GS | MIN | G | A | SHT | SOG | FC | FS | OFF | CK | C | E |
|----------------|----|----|------|---|---|-----|-----|----|----|-----|----|---|---|
| Chicago | 8 | 5 | 423 | 1 | 0 | 24 | 10 | 15 | 9 | 0 | 0 | 1 | 1 |
| Chivas USA | 16 | 8 | 774 | 7 | 2 | 23 | 13 | 27 | 17 | 21 | 0 | 3 | 1 |
| Columbus | 9 | 4 | 342 | 1 | 1 | 12 | 4 | 10 | 8 | 8 | 0 | 2 | 0 |
| Colorado | 23 | 18 | 1484 | 6 | 3 | 37 | 18 | 41 | 33 | 19 | 0 | 3 | 1 |
| FC Dallas | 18 | 14 | 1070 | 4 | 3 | 31 | 17 | 26 | 22 | 13 | 0 | 2 | 0 |
| D.C. United | 14 | 8 | 728 | 3 | 0 | 17 | 8 | 25 | 9 | 13 | 0 | 3 | 0 |
| Houston | 12 | 6 | 581 | 1 | 1 | 20 | 5 | 25 | 6 | 3 | 0 | 2 | 0 |
| Sporting KC | 12 | 8 | 700 | 2 | 1 | 20 | 6 | 26 | 12 | 7 | 0 | 2 | 0 |
| Los Angeles | 8 | 2 | 338 | 6 | 0 | 18 | 11 | 12 | 4 | 7 | 0 | 3 | 0 |
| Montreal | 1 | 0 | 28 | 1 | 0 | 1 | 1 | 1 | 1 | 0 | 0 | 0 | 0 |
| New England | 9 | 6 | 505 | 0 | 3 | 15 | 4 | 16 | 11 | 6 | 0 | 0 | 0 |
| New York | 7 | 3 | 252 | 1 | 0 | 8 | 3 | 6 | 1 | 4 | 0 | 1 | 0 |
| Philadelphia | 3 | 3 | 231 | 0 | 0 | 7 | 4 | 8 | 5 | 8 | 0 | 1 | 0 |
| Portland | 5 | 3 | 310 | 2 | 1 | 10 | 4 | 15 | 3 | 2 | 0 | 2 | 1 |
| Real Salt Lake | 14 | 6 | 721 | 3 | 4 | 21 | 6 | 19 | 18 | 12 | 0 | 4 | 0 |
| Seattle | 11 | 7 | 627 | 1 | 1 | 16 | 7 | 27 | 19 | 2 | 0 | 3 | 0 |
| San Jose | 8 | 5 | 499 | 1 | 4 | 19 | 7 | 13 | 11 | 3 | 0 | 0 | 0 |
| Toronto FC | 9 | 6 | 506 | 2 | 2 | 9 | 5 | 24 | 14 | 7 | 0 | 1 | 0 |
| Vancouver | 7 | 3 | 408 | 2 | 1 | 8 | 5 | 14 | 14 | 3 | 0 | 2 | 0 |

| MONTH | GP | GS | MIN | G | A | SHT | SOG | FC | FS | OFF | CK | C | E |
|-----------|----|----|------|----|----|-----|-----|----|----|-----|----|---|---|
| March | 8 | 1 | 247 | 0 | 0 | 4 | 0 | 11 | 4 | 3 | 0 | 3 | 0 |
| April | 21 | 15 | 1272 | 6 | 4 | 33 | 15 | 40 | 31 | 20 | 0 | 3 | 2 |
| May | 24 | 15 | 1420 | 6 | 2 | 50 | 19 | 35 | 30 | 20 | 0 | 7 | 0 |
| June | 25 | 10 | 1202 | 6 | 4 | 37 | 14 | 42 | 23 | 13 | 0 | 5 | 1 |
| July | 25 | 18 | 1497 | 5 | 1 | 35 | 13 | 55 | 27 | 16 | 0 | 7 | 1 |
| August | 33 | 19 | 1753 | 8 | 5 | 45 | 23 | 51 | 41 | 23 | 0 | 1 | 0 |
| September | 37 | 27 | 2214 | 11 | 10 | 77 | 39 | 86 | 46 | 33 | 0 | 7 | 0 |
| October | 21 | 10 | 922 | 2 | 1 | 35 | 15 | 30 | 15 | 10 | 0 | 2 | 0 |



BAGGIO HUSIDIC



sponsored by HERBALIFE



PRONUNCIATION: BAH-gio WHO-sid-itch

POSITION: Midfielder

HEIGHT: 6' 1"

WEIGHT: 172 lbs.

JERSEY NUMBER: 6

BIRTH DATE: 05-19-1987

BIRTHPLACE: Velika Kladusa, Bosnia-Herzegovina

LAST CLUB: Hammarby Fotboll

STATUS: Senior Roster Spot

HOW ACQUIRED: Signed on free transfer from Hammarby on Nov. 14, 2013

The LA Galaxy signed midfielder Baggio Husidic on a free transfer from Swedish Superettan side Hammarby. The Galaxy acquired the MLS rights to Husidic as part of a trade with the Colorado Rapids.

Husidic began his professional career with the Chicago Fire in 2009 after he was selected by the club in the second round of the MLS SuperDraft. In three seasons with the Fire, Husidic appeared in 50 regular season games and two postseason games, scoring five goals and adding six assists. He set career-highs with 22 games played as well as five goals and three assists in 2010. Following the 2011 season, Husidic was selected by the Colorado Rapids in Stage 2 of the MLS Re-Entry Process, but he chose to sign in Sweden with Hammarby. He would spend two seasons with the club, appearing in 41 games in that time, scoring once while helping Hammarby finish fourth in the standings in 2012 and fifth in 2013.

Originally born in Velika Kladusa, Bosnia (when it was still a part of the former Yugoslavia), Husidic was raised Libertyville, Ill. He was a three-year star at the University of Illinois-Chicago, scoring 12 goals and adding seven assists for the Flames while helping them reach the NCAA Tournament in each of his three seasons with the team.

MLS HIGHLIGHTS

2014: After signing with the Galaxy ahead of the 2014 season, Husidic became a crucial player for the Galaxy in their MLS Cup-winning campaign. Husidic appeared in every MLS Regular Season match, contributing five goals and four assists. Played both centrally and out wide in the 4-4-2 formation. Also appeared in four of the Galaxy's five MLS Cup Playoff matches, including the team's 2-1 MLS Cup win over New England.

2011: As a member of the Fire, appeared in 18 matches while making nine starts. Husidic added two assists during Chicago's MLS Regular Season campaign. Had his contract declined following the end of the season.

2010: Appeared in 22 matches, starting 18. His 5 goals left him as the third leading scorer on the team behind Marco Pappa and Brian McBride. Added 3 assists in the process... Scored his first two career goals in back-to-back matches. Tallied his first, the game-winner in a 2-0 victory vs. HOU on 4/24 before scoring in a 1-1 draw vs. CHV on 5/1 at TOYOTA PARK... Scored in a 2-1 win over PHI on 6/5... Scored a 32nd minute goal tying the match in the club's 2-1 win over NE on 8/18... Scored the club's final goal of the season in stoppage time of a 4-1 win at CHV on 10/23... INTERNATIONAL FRIENDLIES: Started all 3 international friendlies, playing 234 minutes.

2009: Played ten games, starting five for a total of 449 minutes in the league as a rookie... Notched game winning assist 7/4 @ COL... International Friendlies: Played the full 90 vs. Club America at TOYOTA Park on 4/29

COLLEGE HIGHLIGHTS

Recorded 12 goals and 7 assists in three years with University of Illinois-Chicago... 2008: Soccer America First Team MVP... NSCAA/Adidas First Team All-American... NSCAA/ Adidas First Team All-Great Lakes Region... TopDrawerSoccer First Team - Team of the Season, First Team All-Horizon League, Horizon League Player of the Year, Horizon League Offensive Player of the Year 2007: First Team All-Horizon League... 3 goals and 1 assist in twenty-nine games played... 2006: Horizon League All-Newcomer Team.

HIGH SCHOOL

Attended Libertyville High School in Libertyville, Illinois... Lettered in soccer and track and field.

YOUTH

Played four years for Sockers FC Chicago - participated in Sockers' Top Talent program as a senior... Played for Illinois and Region II ODP teams.



REGULAR-SEASON GAME HIGHS:

| | |
|------------------------|---|
| Goals | 2, Sept. 5, 2014, LA vs. COL |
| Assists | 2, June 9, 2010, CHI vs. COL |
| Shots on Goal | 2, 3 times, last: Sept. 5, 2014, LA vs. COL |
| Shots | 5, 3 times, last: Sept. 14, 2014, LA at SJ |
| Fouls Committed | 4, 2 times, last: Oct. 4, 2014, LA vs. TOR |
| Fouls Suffered | 3, 5 times, last: Sept. 28, 2014, LA vs. NY |

| YEAR | TEAM | GP | GS | MIN | G | A | SHT | SOG | FC | FS | OFF | CK | C | E |
|------|---------------|-----------|-----------|-------------|-----------|-----------|-----------|-----------|-----------|-----------|----------|-----------|----------|----------|
| 2009 | Chicago | 10 | 5 | 449 | 0 | 1 | 6 | 1 | 1 | 6 | 0 | 4 | 0 | 0 |
| 2010 | Chicago | 22 | 18 | 1498 | 5 | 3 | 22 | 10 | 25 | 20 | 3 | 1 | 2 | 0 |
| 2011 | Chicago | 18 | 9 | 794 | 0 | 2 | 12 | 2 | 14 | 6 | 1 | 14 | 2 | 0 |
| 2014 | Los Angeles | 34 | 26 | 2197 | 5 | 4 | 44 | 9 | 23 | 29 | 1 | 4 | 3 | 0 |
| | Totals | 84 | 58 | 4938 | 10 | 10 | 84 | 22 | 63 | 61 | 5 | 23 | 7 | 0 |

| YEAR | POSTSEASON | GP | GS | MIN | G | A | SHT | SOG | FC | FS | OFF | CK | C | E |
|------|---------------|----------|----------|------------|----------|----------|----------|----------|----------|----------|----------|----------|----------|----------|
| 2009 | Chicago | 2 | 1 | 92 | 0 | 0 | 3 | 0 | 2 | 0 | 0 | 0 | 1 | 0 |
| 2014 | Los Angeles | 4 | 1 | 135 | 0 | 0 | 3 | 0 | 3 | 1 | 0 | 0 | 0 | 0 |
| | Totals | 6 | 2 | 227 | 0 | 0 | 6 | 0 | 5 | 1 | 0 | 0 | 1 | 0 |

| OPPONENT | GP | GS | MIN | G | A | SHT | SOG | FC | FS | OFF | CK | C | E |
|----------------|----|----|-----|---|---|-----|-----|----|----|-----|----|---|---|
| Chicago | 1 | 1 | 70 | 0 | 0 | 0 | 0 | 1 | 0 | 0 | 0 | 0 | 0 |
| Chivas USA | 8 | 5 | 466 | 3 | 0 | 9 | 4 | 3 | 5 | 0 | 6 | 1 | 0 |
| Columbus | 6 | 3 | 282 | 0 | 0 | 9 | 3 | 1 | 3 | 1 | 0 | 0 | 0 |
| Colorado | 7 | 5 | 436 | 2 | 4 | 7 | 2 | 6 | 4 | 0 | 2 | 1 | 0 |
| FC Dallas | 6 | 3 | 295 | 0 | 0 | 3 | 1 | 6 | 2 | 0 | 2 | 0 | 0 |
| D.C. United | 2 | 2 | 180 | 1 | 0 | 4 | 1 | 3 | 3 | 0 | 0 | 0 | 0 |
| Houston | 6 | 5 | 385 | 1 | 1 | 8 | 2 | 2 | 5 | 0 | 0 | 1 | 0 |
| Sporting KC | 2 | 2 | 174 | 0 | 0 | 3 | 0 | 2 | 0 | 1 | 0 | 0 | 0 |
| Los Angeles | 2 | 1 | 87 | 0 | 1 | 0 | 0 | 1 | 1 | 0 | 0 | 0 | 0 |
| Montreal | 1 | 1 | 62 | 0 | 0 | 1 | 1 | 0 | 0 | 0 | 0 | 0 | 0 |
| New England | 6 | 5 | 401 | 1 | 1 | 7 | 3 | 2 | 5 | 0 | 8 | 0 | 0 |
| New York | 4 | 3 | 278 | 0 | 0 | 4 | 1 | 6 | 8 | 0 | 3 | 1 | 0 |
| Philadelphia | 4 | 4 | 285 | 1 | 0 | 1 | 1 | 9 | 2 | 2 | 0 | 0 | 0 |
| Portland | 3 | 1 | 132 | 0 | 0 | 6 | 0 | 0 | 0 | 0 | 0 | 0 | 0 |
| Real Salt Lake | 6 | 4 | 338 | 0 | 0 | 4 | 0 | 5 | 5 | 1 | 2 | 0 | 0 |
| Seattle | 5 | 4 | 322 | 1 | 1 | 4 | 2 | 4 | 4 | 0 | 0 | 0 | 0 |
| San Jose | 6 | 4 | 309 | 0 | 1 | 5 | 0 | 4 | 6 | 0 | 0 | 1 | 0 |
| Toronto FC | 4 | 2 | 164 | 0 | 0 | 2 | 0 | 5 | 4 | 0 | 0 | 0 | 0 |
| Vancouver | 5 | 3 | 272 | 0 | 1 | 7 | 1 | 3 | 4 | 0 | 0 | 2 | 0 |

| MONTH | GP | GS | MIN | G | A | SHT | SOG | FC | FS | OFF | CK | C | E |
|-----------|----|----|-----|---|---|-----|-----|----|----|-----|----|---|---|
| March | 4 | 1 | 148 | 0 | 0 | 1 | 0 | 5 | 5 | 0 | 0 | 0 | 0 |
| April | 8 | 7 | 543 | 2 | 1 | 13 | 3 | 8 | 10 | 0 | 0 | 2 | 0 |
| May | 15 | 9 | 823 | 1 | 1 | 14 | 3 | 12 | 6 | 1 | 3 | 1 | 0 |
| June | 11 | 9 | 693 | 1 | 2 | 10 | 3 | 13 | 6 | 3 | 12 | 0 | 0 |
| July | 11 | 9 | 733 | 0 | 2 | 12 | 2 | 5 | 4 | 0 | 3 | 0 | 0 |
| August | 16 | 9 | 853 | 2 | 1 | 12 | 4 | 6 | 12 | 1 | 0 | 2 | 0 |
| September | 8 | 7 | 564 | 2 | 1 | 14 | 4 | 8 | 8 | 0 | 1 | 2 | 0 |
| October | 11 | 7 | 581 | 2 | 2 | 8 | 3 | 6 | 10 | 0 | 4 | 0 | 0 |



sponsored by HERBALIFE

STEFAN ISHIZAKI



PRONUNCIATION: Steff-on Ish-ee-zahk-ee

POSITION: Midfielder

HEIGHT: 5' 11"

WEIGHT: 165 lbs.

JERSEY NUMBER: 24

BIRTH DATE: 05-15-1982

BIRTHPLACE: Stockholm, Sweden

LAST CLUB: Elfsborg (Sweden)

STATUS: International Roster Spot

HOW ACQUIRED: Signed on Jan. 30, 2014

Ishizaki, 32-year old former Swedish international, signed with the LA Galaxy on January 30, 2014 from Elfsborg in Sweden. Ishizaki capped 183 times and scored 48 goals for his former club, Elfsborg, in Sweden's Allsvenskan (First Division). During his eight-year spell at Elfsborg, he helped the club raise the championship trophy twice (2006, 2012).

MLS HIGHLIGHTS

2014: Ishizaki became a major weapon in his first year with the Galaxy, scoring five goals and adding seven assists, three of which were game winners. In total, he made 30 appearances and 22 starts during the MLS Regular Season en route to being named a Finalist for MLS Newcomer of the Year. In the 2014 MLS Cup Playoffs, Ishizaki played in four matches and added an assist as the Galaxy captured their fifth MLS Cup title.

PROFESSIONAL HIGHLIGHTS

Born in Stockholm, Sweden, Ishizaki's professional career began with AIK at the age 16, winning the Svenska Cupen in his first season with the club. Since making his Allsvenskan debut in 2000, Ishizaki appeared 103 times for AIK and collected 17 goals in total for the club.

After a brief loan spell with Genoa in Italian Serie B during the 2003/04 season, Ishizaki returned to his home club for the 2004 season.

In 2005, Ishizaki moved to play for Valerenga in Tippeligaen (Premier League), where he scored twice in 15 caps, winning the league champion at his first and only season with the Norwegian side. Ishizaki moved back to his home country playing for Elfsborg in Sweden until his move to the Galaxy.

INTERNATIONAL HIGHLIGHTS

Ishizaki capped his international debut in January 2001 at the age of 18, starting for Sweden against Faroe Islands for the 2000-01 Nordic Football Championship. Since then, Ishizaki has made additional 12 appearances for the Swedish national team--the latest being Sweden's 2-0 victory against Bahrain on January 18th, 2012 at an international friendly.

REGULAR-SEASON GAME HIGHS:

| | |
|------------------------|--|
| Goals | 1, 5 times, last: Oct. 12, 2014, LA at DAL |
| Assists | 1, 7 times, last: Sept. 14, 2014, LA at SJ |
| Shots on Goal | 4, July 28, 2014, LA at SEA |
| Shots | 5, July 28, 2014, LA at SEA |
| Fouls Committed | 4, Mar. 22, 2014, LA at RSL |
| Fouls Suffered | 3, Sept. 14, 2014, LA at SJ |



| YEAR | TEAM | GP | GS | MIN | G | A | SHT | SOG | FC | FS | OFF | CK | C | E |
|------|-------------|----|----|------|---|---|-----|-----|----|----|-----|----|---|---|
| 2014 | Los Angeles | 30 | 22 | 1898 | 5 | 7 | 35 | 15 | 21 | 20 | 3 | 69 | 2 | 0 |

| YEAR | POSTSEASON | GP | GS | MIN | G | A | SHT | SOG | FC | FS | OFF | CK | C | E |
|------|-------------|----|----|-----|---|---|-----|-----|----|----|-----|----|---|---|
| 2014 | Los Angeles | 4 | 4 | 334 | 0 | 1 | 6 | 2 | 2 | 4 | 2 | 15 | 1 | 0 |

| OPPONENT | GP | GS | MIN | G | A | SHT | SOG | FC | FS | OFF | CK | C | E |
|----------------|----|----|-----|---|---|-----|-----|----|----|-----|----|---|---|
| Chicago | 1 | 1 | 90 | 0 | 0 | 0 | 0 | 0 | 0 | 1 | 0 | 0 | 0 |
| Chivas USA | 2 | 2 | 141 | 1 | 2 | 5 | 1 | 1 | 1 | 0 | 7 | 0 | 0 |
| Columbus | 1 | 1 | 70 | 0 | 0 | 0 | 0 | 0 | 2 | 0 | 3 | 0 | 0 |
| Colorado | 3 | 2 | 199 | 0 | 1 | 4 | 1 | 1 | 4 | 0 | 13 | 1 | 0 |
| FC Dallas | 3 | 2 | 190 | 1 | 0 | 3 | 3 | 2 | 1 | 0 | 1 | 0 | 0 |
| Houston | 1 | 1 | 90 | 0 | 0 | 0 | 0 | 1 | 0 | 0 | 6 | 0 | 0 |
| Sporting KC | 1 | 0 | 20 | 0 | 0 | 0 | 0 | 1 | 2 | 0 | 2 | 0 | 0 |
| Montreal | 1 | 1 | 45 | 0 | 0 | 2 | 0 | 1 | 0 | 0 | 0 | 0 | 0 |
| New England | 1 | 1 | 90 | 1 | 1 | 1 | 1 | 2 | 0 | 0 | 1 | 0 | 0 |
| New York | 1 | 0 | 23 | 0 | 0 | 1 | 0 | 0 | 1 | 0 | 0 | 0 | 0 |
| Philadelphia | 1 | 0 | 26 | 0 | 0 | 0 | 0 | 1 | 0 | 0 | 0 | 0 | 0 |
| Portland | 3 | 3 | 221 | 0 | 0 | 3 | 0 | 1 | 0 | 0 | 10 | 0 | 0 |
| Real Salt Lake | 3 | 1 | 102 | 0 | 0 | 3 | 2 | 5 | 0 | 0 | 1 | 1 | 0 |
| Seattle | 2 | 2 | 180 | 1 | 0 | 6 | 4 | 1 | 2 | 1 | 7 | 0 | 0 |
| San Jose | 3 | 3 | 242 | 0 | 2 | 5 | 1 | 0 | 6 | 1 | 14 | 0 | 0 |
| Toronto FC | 1 | 0 | 18 | 0 | 0 | 1 | 1 | 1 | 0 | 0 | 0 | 0 | 0 |
| Vancouver | 2 | 2 | 151 | 1 | 1 | 1 | 1 | 3 | 1 | 0 | 4 | 0 | 0 |

| MONTH | GP | GS | MIN | G | A | SHT | SOG | FC | FS | OFF | CK | C | E |
|-----------|----|----|-----|---|---|-----|-----|----|----|-----|----|---|---|
| March | 2 | 1 | 91 | 0 | 0 | 3 | 2 | 5 | 0 | 0 | 1 | 1 | 0 |
| April | 3 | 3 | 208 | 2 | 2 | 3 | 2 | 3 | 2 | 0 | 9 | 0 | 0 |
| May | 5 | 4 | 350 | 0 | 0 | 4 | 1 | 4 | 1 | 0 | 22 | 0 | 0 |
| June | 3 | 3 | 264 | 0 | 1 | 5 | 0 | 1 | 1 | 1 | 5 | 0 | 0 |
| July | 5 | 3 | 282 | 2 | 1 | 6 | 5 | 3 | 2 | 0 | 8 | 0 | 0 |
| August | 4 | 4 | 277 | 0 | 1 | 3 | 1 | 0 | 6 | 1 | 12 | 0 | 0 |
| September | 5 | 2 | 230 | 0 | 2 | 6 | 0 | 3 | 5 | 0 | 8 | 1 | 0 |
| October | 3 | 2 | 196 | 1 | 0 | 5 | 4 | 2 | 3 | 1 | 4 | 0 | 0 |

BRADFORD JAMIESON IV



sponsored by HERBALIFE



PRONUNCIATION: Jame-ih-sun

POSITION: Forward

HEIGHT: 6' 1"

WEIGHT: 165 lbs.

JERSEY NUMBER: 38

BIRTH DATE: 10-18-1996

BIRTHPLACE: Los Angeles, California

LAST CLUB: --

STATUS: Homegrown Player

HOW ACQUIRED: Signed as a homegrown player on Feb. 20, 2014

Bradford Jamieson IV signed a Homegrown Player contract with the Galaxy on February 20, 2014. After contributing to LA Galaxy II, Jamieson IV earned his first minutes with the LA Galaxy July 19 against Sporting KC. Minutes after coming on as a second-half substitute, he provided an the first MLS assist of his career to Robbie Keane.

MLS HIGHLIGHTS

2014: Bradford Jamieson IV made his MLS debut during the MLS Regular Season, entering the match as a second half substitute on the road against Sporting Kansas City. In his first appearance, he recorded an assist to Robbie Keane. Jamieson played a large part in LA Galaxy II's inaugural season, scoring six goals en route to becoming a finalist for 2014 USL Rookie of the Year.

2013: Jamieson IV, a native of Los Angeles, California senior at Santa Monica High school, scored three goals in 11 appearances for the LA Galaxy Academy U-18 side in the 2013-2014 U.S. Soccer Developmental Academy season. The forward also made three appearances for the LA Galaxy during the 2013 MLS Reserve League season as LA retained their West Division crown for a second straight year.

YOUTH

Prior to joining the Galaxy Academy, Jamieson completed four semesters with the U.S. U-17 Residency program, making 25 appearances for the youth national team and earned a NSCAA All-American nod. Jamieson IV was accepted into the Residency program in 2011 following a successful stint with the U.S. U-15 Boys National Team and an illustrious youth career with Santa Monica United FC and LAFC.

In addition to playing for head coach Richie Williams' U.S. U-17 side, Jamieson IV suited up for the Chivas USA U-16's during the 2012-2013 USSDA season, where he tallied six goals in nine appearances.

COLLEGE

Jamieson IV committed to the University of California before electing to sign with the LA Galaxy.

REGULAR-SEASON GAME HIGHS:

| | |
|------------------------|----------------------------|
| Goals | 0 |
| Assists | 1, July 19, 2014, LA at KC |
| Shots on Goal | 0 |
| Shots | 0 |
| Fouls Committed | 1, July 19, 2014, LA at KC |
| Fouls Suffered | 0 |

| YEAR | TEAM | GP | GS | MIN | G | A | SHT | SOG | FC | FS | OFF | CK | C | E |
|------|-------------|----|----|-----|---|---|-----|-----|----|----|-----|----|---|---|
| 2014 | Los Angeles | 2 | 0 | 23 | 0 | 1 | 0 | 0 | 1 | 0 | 0 | 0 | 0 | 0 |

| OPPONENT | GP | GS | MIN | G | A | SHT | SOG | FC | FS | OFF | CK | C | E |
|-------------|----|----|-----|---|---|-----|-----|----|----|-----|----|---|---|
| Sporting KC | 1 | 0 | 15 | 0 | 1 | 0 | 0 | 1 | 0 | 0 | 0 | 0 | 0 |
| San Jose | 1 | 0 | 8 | 0 | 0 | 0 | 0 | 0 | 0 | 0 | 0 | 0 | 0 |

| MONTH | GP | GS | MIN | G | A | SHT | SOG | FC | FS | OFF | CK | C | E |
|--------|----|----|-----|---|---|-----|-----|----|----|-----|----|---|---|
| July | 1 | 0 | 15 | 0 | 1 | 0 | 0 | 1 | 0 | 0 | 0 | 0 | 0 |
| August | 1 | 0 | 8 | 0 | 0 | 0 | 0 | 0 | 0 | 0 | 0 | 0 | 0 |



JUNINHO



sponsored by HERBALIFE.



PRONUNCIATION: Juh-NEEN-yo

POSITION: Midfielder

HEIGHT: 5' 7"

WEIGHT: 145 lbs.

JERSEY NUMBER: 19

BIRTH DATE: 01-08-1989

BIRTHPLACE: San Jose dos Campos, Brazil

LAST CLUB: Sao Paulo

STATUS: Senior Roster spot

HOW ACQUIRED: Signed by the Galaxy on January 15, 2013

Permanently transferring to LA Galaxy in 2013, Juninho is a key member of the Galaxy squad. Known for his long range shots and precise passes, Juninho contributed to the team's 2012 and 2011 MLS Cup victories.

MLS HIGHLIGHTS

2014: Juninho produced one of his most consistent seasons with the Galaxy, setting a career high by playing in all 34 MLS Regular Season matches. He also tied a career high with four assists. In the MLS Cup Playoffs, Juninho also started in all five of the Galaxy's games. In the second leg of the Western Conference Semifinal series, Juninho scored a goal at CenturyLink Field against the Seattle Sounders that put the Galaxy through to the MLS Cup as they advanced on aggregate with the away goal advantage.

2013: Juninho officially became the member of LA Galaxy at the beginning of the season, ending his loan spell from Sao Paulo. He started in all of his 32 regular season appearances, providing one goal and four assists. He notched two assists against Real Salt Lake (8/17), both to Robbie Keane. Juninho also scored the game-tying free kick against Seattle Sounders (9/21).

2012: Returning to LA Galaxy for the third season as a loan player from Sao Paulo, Juninho experienced the best season of his career to date, finishing his season with career-high seven goals and four assists in his 32 league appearances. He became LA's all-time leading scorer in the CONCACAF Champions League and also scored a memorable brace against Chivas (8/12) and Toronto (9/22) in MLS play. In the MLS playoffs, he set up two goals in his six appearances.

2011: Established himself as one of the top midfielders in MLS, earning a spot on the MLS All-Star Team for the first time and helping LA win MLS Cup. He appeared in 30 regular season games, scoring four goals and adding two assists while combining with David Beckham to form one of the best central midfield duos in Major League Soccer. He scored the Galaxy's first two goals of the season, scoring in the 1-0 win at Seattle (3/15) and the 1-1 draw vs. New England (3/20). He would add game-winning goals at Colorado (6/18), a game in which he also had an assist, and at home vs. FC Dallas (8/6). His impact was even more profound in the CONCACAF Champions League, where he scored the game-winning goal in each of LA's final two games in group play, giving the Galaxy a 2-1 home win over Morelia and a 1-0 win at Motagua, which gave LA a first place finish in Group A. The only Galaxy player to be sent off in both MLS and the Champions League, Juninho was then shown a red card after the end of the first game of the Conference Semifinal Series at New York. He missed the second game of that series but played the full 90 minutes in the Conference Championship win over Real Salt Lake and MLS Cup against Houston. 2010: One of the Galaxy's breakout stars in 2010, Juninho was a constant fixture in the center of the LA midfield in his first year with the club. He made his MLS debut in the season opening win over New England and went on to start 25 regular season games for the club. He missed three games after twice having to return to Brazil as a result of deaths in his family. He finished the year with two goals and two assists in MLS play while also adding a goal in the Open Cup, scoring the eventual game-winner against AC St. Louis in the Third Round of that competition on 6/29 for his first-ever goal for the club. He scored his first MLS goal a few days later, beating Kasey Keller from 35 yards out. That goal was later selected as the runner-up for the AT&T MLS Goal of the Year. He also added the eventual gamewinner early in the second half of the regular season finale against FC Dallas on 10/24, a game that LA won 2-1. Just as each of his goals was a game-winner, both of his assists on the season helped to set up Edson Buddle for eventual game-winning goals. His first came in his fourth MLS game, setting up Buddle for his second goal in the 2-1 win vs. Real Salt Lake on 4/17 and then providing the final pass on Buddle's goal in the first half of the 1-0 win at New York on 8/14. Despite his size, Juninho is also a tough and tenacious tackler, collecting five yellow cards on the season, however, he played the final three months of the season without receiving one, meaning that he was able to avoid a suspension for yellow card accumulation.



CAREER HIGHLIGHTS

2012: Signed a contract extension with Sao Paulo and trained with the club ahead of the start of their 2012 season before re-joining the Galaxy in February. 2004-09: Played for Sao Paulo of the Brazilian Campeonato after originally joining the club in 2004. He came through the youth ranks of Sao Paulo, having played on the Sao Paulo team that won the U-17 Paulista Championship in 2006 and finished second at that year's Mundialito in Spain. He was also a member of the team that won the Super Group of the 2007 Dallas Cup, defeating Real Madrid and Chelsea en route to the title. In 2009, he was loaned out to Toledo in the First Division of the Brazilian Paraná Championship, playing there alongside both Alex Cazumba and Leonardo.

REGULAR-SEASON GAME HIGHS:

| | |
|------------------------|--|
| Goals | 2, 2 times, last: Sept. 22, 2012, LA vs. TOR |
| Assists | 2, Aug. 17, 2013, LA vs. RSL |
| Shots on Goal | 4, 2 times, last: May 17, 2014, LA at HOU |
| Shots | 5, May 17, 2014, LA at HOU |
| Fouls Committed | 5, Apr. 20, 2013, LA vs. KC |
| Fouls Suffered | 5, 3 times, last: June 18, 2011, LA at COL |





sponsored by HERBALIFE.

JUNINHO CONT.

| YEAR | TEAM | GP | GS | MIN | G | A | SHT | SOG | FC | FS | OFF | CK | C | E |
|--------|-------------|-----|-----|-------|----|----|-----|-----|-----|-----|-----|-----|----|---|
| 2010 | Los Angeles | 25 | 25 | 2006 | 2 | 2 | 30 | 9 | 37 | 26 | 0 | 6 | 5 | 0 |
| 2011 | Los Angeles | 30 | 30 | 2556 | 4 | 2 | 39 | 13 | 35 | 43 | 0 | 8 | 4 | 1 |
| 2012 | Los Angeles | 32 | 30 | 2666 | 7 | 4 | 52 | 20 | 42 | 27 | 0 | 20 | 6 | 0 |
| 2013 | Los Angeles | 32 | 32 | 2770 | 1 | 4 | 50 | 14 | 42 | 32 | 2 | 80 | 6 | 0 |
| 2014 | Los Angeles | 34 | 31 | 2758 | 0 | 4 | 55 | 15 | 35 | 29 | 0 | 0 | 3 | 0 |
| Totals | | 153 | 148 | 12756 | 14 | 16 | 226 | 71 | 191 | 157 | 2 | 114 | 24 | 1 |

| YEAR | POSTSEASON | GP | GS | MIN | G | A | SHT | SOG | FC | FS | OFF | CK | C | E |
|--------|-------------|----|----|------|---|---|-----|-----|----|----|-----|----|---|---|
| 2010 | Los Angeles | 3 | 3 | 270 | 0 | 0 | 5 | 1 | 4 | 0 | 0 | 0 | 1 | 0 |
| 2011 | Los Angeles | 3 | 3 | 270 | 0 | 0 | 2 | 1 | 3 | 2 | 0 | 0 | 1 | 1 |
| 2012 | Los Angeles | 6 | 5 | 412 | 0 | 2 | 7 | 1 | 8 | 3 | 0 | 0 | 1 | 0 |
| 2013 | Los Angeles | 2 | 2 | 209 | 0 | 0 | 3 | 1 | 3 | 1 | 0 | 1 | 1 | 0 |
| 2014 | Los Angeles | 5 | 5 | 453 | 1 | 1 | 5 | 2 | 7 | 4 | 0 | 0 | 0 | 0 |
| Totals | | 19 | 18 | 1614 | 1 | 3 | 22 | 6 | 25 | 10 | 0 | 1 | 4 | 1 |

| OPPONENT | GP | GS | MIN | G | A | SHT | SOG | FC | FS | OFF | CK | C | E |
|----------------|----|----|------|---|---|-----|-----|----|----|-----|----|---|---|
| Chicago | 4 | 4 | 337 | 0 | 0 | 7 | 3 | 3 | 6 | 0 | 9 | 1 | 0 |
| Chivas USA | 12 | 12 | 1024 | 2 | 2 | 22 | 4 | 14 | 9 | 0 | 6 | 0 | 0 |
| Columbus | 6 | 6 | 513 | 0 | 0 | 5 | 1 | 6 | 4 | 0 | 17 | 1 | 0 |
| Colorado | 13 | 12 | 1042 | 1 | 1 | 16 | 4 | 18 | 13 | 1 | 16 | 5 | 0 |
| FC Dallas | 13 | 13 | 1168 | 3 | 2 | 19 | 6 | 20 | 19 | 0 | 9 | 2 | 0 |
| D.C. United | 7 | 7 | 541 | 0 | 0 | 7 | 2 | 7 | 7 | 1 | 1 | 1 | 0 |
| Houston | 5 | 5 | 410 | 0 | 0 | 11 | 6 | 6 | 7 | 0 | 10 | 1 | 0 |
| Sporting KC | 6 | 6 | 482 | 0 | 0 | 4 | 1 | 11 | 7 | 0 | 4 | 2 | 0 |
| Montreal | 3 | 3 | 254 | 0 | 1 | 3 | 1 | 6 | 1 | 0 | 6 | 1 | 0 |
| New England | 7 | 7 | 610 | 1 | 0 | 11 | 4 | 11 | 8 | 0 | 3 | 0 | 0 |
| New York | 7 | 7 | 530 | 0 | 1 | 5 | 2 | 7 | 6 | 0 | 0 | 0 | 0 |
| Philadelphia | 7 | 7 | 581 | 0 | 0 | 8 | 2 | 9 | 12 | 0 | 3 | 1 | 0 |
| Portland | 10 | 10 | 870 | 1 | 0 | 18 | 7 | 13 | 11 | 0 | 5 | 0 | 0 |
| Real Salt Lake | 13 | 12 | 1089 | 0 | 6 | 24 | 10 | 18 | 6 | 0 | 4 | 2 | 0 |
| Seattle | 11 | 11 | 940 | 3 | 0 | 16 | 3 | 11 | 13 | 0 | 5 | 0 | 0 |
| San Jose | 13 | 11 | 999 | 0 | 1 | 21 | 6 | 13 | 16 | 0 | 6 | 5 | 0 |
| Toronto FC | 6 | 6 | 523 | 2 | 0 | 13 | 4 | 8 | 4 | 0 | 5 | 1 | 1 |
| Vancouver | 10 | 9 | 843 | 1 | 2 | 16 | 5 | 10 | 8 | 0 | 5 | 1 | 0 |

| MONTH | GP | GS | MIN | G | A | SHT | SOG | FC | FS | OFF | CK | C | E |
|-----------|----|----|------|---|---|-----|-----|----|----|-----|----|---|---|
| March | 13 | 12 | 1085 | 2 | 1 | 20 | 6 | 15 | 12 | 1 | 25 | 1 | 0 |
| April | 18 | 18 | 1527 | 1 | 3 | 14 | 3 | 34 | 28 | 0 | 6 | 5 | 1 |
| May | 26 | 26 | 2131 | 0 | 3 | 35 | 12 | 25 | 27 | 0 | 9 | 6 | 0 |
| June | 18 | 17 | 1434 | 1 | 1 | 28 | 8 | 26 | 20 | 0 | 8 | 2 | 0 |
| July | 23 | 22 | 1918 | 1 | 3 | 35 | 12 | 28 | 25 | 0 | 37 | 6 | 0 |
| August | 20 | 19 | 1684 | 4 | 3 | 30 | 12 | 21 | 23 | 0 | 4 | 0 | 0 |
| September | 19 | 18 | 1589 | 4 | 1 | 28 | 12 | 16 | 12 | 1 | 14 | 2 | 0 |
| October | 16 | 16 | 1388 | 1 | 1 | 36 | 6 | 26 | 10 | 0 | 11 | 2 | 0 |

ROBBIE KEANE



PRONUNCIATION: Keen

POSITION: Forward

HEIGHT: 5' 9"

WEIGHT: 160 lbs.

JERSEY NUMBER: 19

BIRTH DATE: 07-08-1980

BIRTHPLACE: Dublin, Ireland

LAST CLUB: Tottenham Hotspur (England)

STATUS: Designated Player

HOW ACQUIRED: Signed by the Galaxy on August 15, 2011

A proven goalscorer, Keane has scored more than 250 goals for club and country in a career that began in 1997 at the age of just 17 and has seen him become the tenth all-time leading goal scorer in the history of the Premier League.

A native of Dublin, Keane has made 108 career appearances for his country, scoring 51 goals to make him Ireland's all-time leading goal scorer. A member of Ireland's squad at the 2002 FIFA World Cup, Keane scored three times in four games at the tournament. Prior to joining the senior national team, Keane helped Ireland win the 1998 UEFA U-16 European Championship and the UEFA U-18 European Championship that same year. Ireland are currently tied for first place in Group B of qualifying for the 2012 European Championship, with Keane scoring five goals in six matches.

Keane began his club career in England with Wolverhampton Wanderers, debuting in 1997 at the age of 17, scoring twice in his first game as a professional. Two years later, after scoring nearly 30 goals for Wolves, Keane was sold to Coventry City of the Premier League, scoring twice on his debut there and finishing the season with 12 goals before moving to Italy to join Inter Milan in the summer of 2000. He scored three times in six months with Inter before returning to England on loan to Leeds United in January 2001.

His transfer to Leeds was made permanent in May 2001, but he played just one full season with the club, helping them reach the semifinals of the 2001 UEFA Champions League, before joining Tottenham Hotspur for the first time in August 2002. He would go on to appear in more than 250 games in six seasons for Spurs, scoring more than 100 goals, tallying at least 10 goals each year. In each of his final three seasons with Spurs he helped the club qualify for the UEFA Cup while also helping them win the 2008 League Cup, beating Chelsea 2-1 in the Final for the club's first trophy in nearly a decade.

In July 2008, Keane joined Liverpool for a transfer fee of more than \$30 million, only to re-join Spurs in February 2009 after scoring seven goals, including two in the Champions League, in nearly 30 games at Anfield. He scored five goals over the second half of the 2008-09 season for Tottenham and added nine more in the first half of the following season before joining Celtic of the Scottish Premier League on loan in February 2010. He appeared in 19 games for the Glasgow-based club, scoring 16 times to be named the club's Fans' Player of the Year.

Keane spent the first half of last season with Tottenham before going on loan once again, joining West Ham United, scoring twice in 10 games for the club, though he could not help them avoid relegation.

MLS HIGHLIGHTS

2014: The Galaxy Designated Player recorded career highs in both goals and assists during the 2014 MLS Regular Season, earning him the 2014 MLS MVP for the first time in his career. Keane finished with the third-most goals in MLS this season with 19 and was tied for second in assists with 14, giving him the highest combination of goals and assists from any player this season and the most of any player during a single season in club history. In addition to his five game-winning goals, he also led MLS with six game-winning assists. In his 29 appearances for the Galaxy, the Galaxy lost only five total matches, going 15-5-9. He continued his career record regular season campaign into the MLS Cup Playoffs, scoring two goal and adding three assists through the Galaxy's five matches, including the game-winning goal in the 2014 MLS Cup to earn him MLS Cup MVP honors. His three assists against Salt Lake in the Western Conference Semifinal match made him just the fourth player in Galaxy history to record three assists in a playoff game.

2013: Keane enjoyed another stellar season in MLS, scoring 16 goals and adding 11 assists during the MLS Regular Season. For his performance, he was named a 2013 MLS MVP Finalist. Three goals and three assists each were game winners. He recorded an assist in two appearances during the MLS Cup Playoffs.



sponsored by HERBALIFE

2012: Beginning his first complete season with the Galaxy, he would prove to be a key role after scoring two goals in the second game to take a 3-1 win over D.C. United. Keane proved to be the most productive player in the MLS assisting the Galaxy win another MLS Cup Championship banner, scoring 22 goals in 34 MLS appearances. Keane also started in three CONCACAF Champions League matches, scoring one goal.

2011: Signed with the Galaxy on 8/15 and made his debut five days later, scoring the team's first goal in a 2-0 home win vs. San Jose. He made his CONCACAF Champions League debut on 8/25 in a 2-0 win vs. Alajuelense and then scored his first goal in that competition at Morelia on 9/13, giving LA a 1-0 lead early in the second half. He looked to have scored a late winner in that game, only for the strike to be wrongly called back by the referee's assistant. Keane scored his second goal in MLS play four days later while also adding an assist in the 3-0 win vs. Vancouver on 9/17. He played just two more games for the club before the postseason, one in the Champions League at Alajuelense and at home vs. Real Salt Lake because of injuries and international duty, but he was fully fit for the MLS Cup Playoffs. He started all four games during the postseason, hitting the post or crossbar in each of the games with New York as well as the Conference Championship against Real Salt Lake. He scored his first postseason goal in the 68th minute of that game, giving his team a comfortable 3-1 advantage. He was back in the starting lineup for MLS Cup and helped set up Landon Donovan's game-winning goal to give LA a 1-0 win and their third MLS Cup championship. After the season, Keane played in all three of the club's international friendlies, scoring a team-best four goals on the Asia Pacific Tour.

CAREER HIGHLIGHTS

2012: Joined Aston Villa on loan ahead of the start of the 2012 MLS season. He made his debut for the club in a 1-1 draw with Everton on 1/14, facing Galaxy teammate Landon Donovan. He made his first start for the club a week later and scored twice, leading Villa to a 3-2 win. He went on to appear in seven games for the club, scoring his third and final goal for Villa against Newcastle. 2009-11: Returned to Tottenham and scored 15 goals for the club in 49 games over the next three seasons. During that time he enjoyed a wildly successful loan to Celtic of the Scottish Premier League, scoring 16 goals in 19 games for the club while also spending time on loan at West Ham, scoring twice for them in 10 games during the 2009-10 season. 2008-09: Keane signed with Liverpool in August 2008 and scored seven goals in 28 games for the club, including five in the Premier League, but he returned to Tottenham in January 2009. 2002-08: Joined Tottenham Hotspur for the first time in August 2002 and instantly became one of their top goal scorers, tallying more than 100 goals in six seasons for the club, including a career-best 23 goals in 54 games during the 2007-08 campaign. A total of 80 of the 107 goals he scored were in the Premier League where he reached double figures in goals in all six seasons. His first spell at the club ended after helping Spurs win the League Cup in 2008, playing 102 minutes in that game while helping Spurs beat Chelsea 2-1 in extra time. 2000-02: Joined Leeds United initially on loan in December 2000 and went on to score nine goals in 18 Premier League games for the club, helping them to a fourth place finish. After making his move to the club permanent, Keane scored nine goals in 33 games during the 2001-02 season but was then sold to Spurs early the following season. 2000: Spent six months playing for Inter Milan in Serie A after signing for the club in July. He appeared in 14 games for the club in all competitions, scoring three times but was loaned to Leeds United in soon after arriving in Italy, limiting him to just six games in Serie A. 1999-2000: Joined Coventry City early in the 1999-2000 Premier League season and helped the Sky Blues to a 14th place finish, scoring 12 goals in 31 games in the league before being sold to Inter Milan ahead of the start of the following season. 1997-99: Made his professional debut at the age of 17 for Wolverhampton Wanderers after rising through the club's youth ranks. He scored twice on his debut against Norwich City and scored more than 10 goals in each of his two full seasons with the club before being sold to Coventry City in 1999.

NATIONAL TEAM

Ireland's all-time leader in goals and their current captain, Keane has 53 goals in 114 appearances for his country. A member of Ireland's Under-18 European Championship winning sides in 1998, Keane made his full international debut against the Czech Republic in March 1998 and scored his first goals for Ireland seven months later in a win over Malta in October. A member of Ireland's squad at the 2002 FIFA World Cup, he scored three times in four games at the tournament. His first came from a stoppage time equalizer against Germany before scoring his team's first goal in the 3-0 win over Saudi Arabia that booked Ireland a berth in the Round of 16. There, Ireland would face Spain and Keane would score a 90th minute penalty to tie the score at 1-1 and send the match to extra time and then penalties. He would convert his spot kick in the deciding penalty shootout but Ireland would lose 3-2 and were eliminated from the World Cup. He scored his 22nd and 23rd goals for Ireland in October 2004 to become the country's all-time leading goal scorer, tallying twice in a 2-0 home win over the Faroe Islands. He was appointed Ireland's captain in March 2006 and led Ireland to the playoffs for the 2010 FIFA World Cup, scoring six times in 12 qualifiers, only to see Ireland controversially lose to France in the playoffs. He collected his 100th cap for Ireland on 8/11/10 in a friendly with Argentina. He scored the 45th goal of his career for Ireland at home against Russia on 10/8/10 in a Euro 2012 qualifier with that being the first time in Ireland had lost a game when Keane scored a goal. He went on to score seven times in 11 qualifiers, including two in the playoff against Estonia to lead his team to a spot in the 2012 European Championships, their first major international tournament in 10 years. His eight goals for Ireland in 2011, which included the 50th of his career in a win over Macedonia, were the most of his international career in a single year.



REGULAR-SEASON GAME HIGHS:

| | |
|------------------------|---|
| Goals | 3, 2 times, last: Aug. 17, 2013, LA vs. RSL |
| Assists | 2, 5 times, last: Aug. 23, 2014, LA vs. VAN |
| Shots on Goal | 5, 2 times, last: July 14, 2012, LA at POR |
| Shots | 11, Aug. 23, 2014, LA vs. VAN |
| Fouls Committed | 5, June 29, 2013, LA at SJ |
| Fouls Suffered | 4, May 19, 2013, LA at NY |

| YEAR | TEAM | GP | GS | MIN | G | A | SHT | SOG | FC | FS | OFF | CK | C | E |
|---------------|-------------|-----------|-----------|-------------|-----------|-----------|------------|------------|-----------|------------|-----------|----------|----------|----------|
| 2011 | Los Angeles | 4 | 3 | 275 | 2 | 1 | 5 | 3 | 1 | 1 | 6 | 0 | 0 | 0 |
| 2012 | Los Angeles | 28 | 28 | 2519 | 16 | 9 | 94 | 43 | 15 | 34 | 27 | 2 | 0 | 0 |
| 2013 | Los Angeles | 23 | 22 | 1980 | 16 | 11 | 65 | 29 | 18 | 27 | 17 | 1 | 2 | 0 |
| 2014 | Los Angeles | 29 | 28 | 2549 | 19 | 14 | 122 | 54 | 23 | 38 | 22 | 3 | 2 | 0 |
| Totals | | 84 | 81 | 7323 | 53 | 35 | 286 | 129 | 57 | 100 | 72 | 6 | 4 | 0 |

| YEAR | POSTSEASON | GP | GS | MIN | G | A | SHT | SOG | FC | FS | OFF | CK | C | E |
|---------------|-------------|-----------|-----------|-------------|----------|----------|-----------|-----------|-----------|-----------|-----------|----------|----------|----------|
| 2011 | Los Angeles | 4 | 4 | 352 | 1 | 1 | 11 | 3 | 2 | 3 | 5 | 0 | 0 | 0 |
| 2012 | Los Angeles | 6 | 6 | 540 | 6 | 1 | 18 | 10 | 6 | 9 | 4 | 0 | 0 | 0 |
| 2013 | Los Angeles | 2 | 2 | 210 | 0 | 1 | 5 | 1 | 1 | 1 | 0 | 1 | 0 | 0 |
| 2014 | Los Angeles | 5 | 5 | 480 | 2 | 3 | 19 | 8 | 4 | 8 | 3 | 0 | 1 | 0 |
| Totals | | 17 | 17 | 1582 | 9 | 6 | 53 | 22 | 13 | 21 | 12 | 1 | 1 | 0 |

| OPPONENT | GP | GS | MIN | G | A | SHT | SOG | FC | FS | OFF | CK | C | E |
|----------------|----|----|-----|---|---|-----|-----|----|----|-----|----|---|---|
| Chicago | 3 | 3 | 270 | 3 | 1 | 9 | 5 | 0 | 3 | 3 | 0 | 0 | 0 |
| Chivas USA | 7 | 6 | 571 | 6 | 3 | 21 | 11 | 6 | 10 | 9 | 2 | 1 | 0 |
| Columbus | 3 | 3 | 270 | 3 | 1 | 15 | 7 | 2 | 3 | 2 | 0 | 0 | 0 |
| Colorado | 6 | 5 | 480 | 2 | 2 | 12 | 4 | 2 | 3 | 9 | 0 | 0 | 0 |
| FC Dallas | 7 | 7 | 630 | 2 | 6 | 22 | 7 | 1 | 9 | 10 | 0 | 0 | 0 |
| D.C. United | 2 | 2 | 180 | 3 | 1 | 11 | 7 | 2 | 1 | 3 | 1 | 0 | 0 |
| Houston | 1 | 1 | 90 | 0 | 0 | 2 | 0 | 0 | 1 | 0 | 0 | 0 | 0 |
| Sporting KC | 3 | 3 | 270 | 1 | 1 | 5 | 2 | 3 | 2 | 4 | 0 | 1 | 0 |
| Montreal | 3 | 2 | 210 | 0 | 1 | 9 | 2 | 0 | 0 | 5 | 0 | 0 | 0 |
| New England | 2 | 2 | 180 | 3 | 2 | 8 | 5 | 1 | 2 | 2 | 0 | 0 | 0 |
| New York | 3 | 3 | 270 | 2 | 0 | 10 | 4 | 1 | 6 | 5 | 0 | 0 | 0 |
| Philadelphia | 3 | 3 | 270 | 2 | 4 | 15 | 7 | 0 | 3 | 2 | 0 | 0 | 0 |
| Portland | 8 | 8 | 708 | 5 | 3 | 21 | 16 | 5 | 7 | 2 | 2 | 0 | 0 |
| Real Salt Lake | 7 | 7 | 627 | 5 | 0 | 27 | 11 | 5 | 11 | 6 | 0 | 0 | 0 |
| Seattle | 7 | 7 | 612 | 4 | 2 | 24 | 8 | 5 | 10 | 1 | 0 | 1 | 0 |
| San Jose | 9 | 9 | 791 | 4 | 4 | 31 | 13 | 11 | 12 | 3 | 1 | 1 | 0 |
| Toronto FC | 2 | 2 | 180 | 4 | 0 | 7 | 5 | 1 | 5 | 2 | 0 | 0 | 0 |
| Vancouver | 8 | 8 | 714 | 4 | 4 | 37 | 15 | 12 | 12 | 4 | 0 | 0 | 0 |

| MONTH | GP | GS | MIN | G | A | SHT | SOG | FC | FS | OFF | CK | C | E |
|-----------|----|----|------|----|---|-----|-----|----|----|-----|----|---|---|
| March | 7 | 7 | 630 | 5 | 1 | 33 | 15 | 2 | 11 | 8 | 1 | 1 | 0 |
| April | 8 | 8 | 720 | 3 | 4 | 19 | 12 | 6 | 10 | 9 | 1 | 0 | 0 |
| May | 10 | 10 | 883 | 7 | 4 | 38 | 16 | 3 | 11 | 7 | 0 | 0 | 0 |
| June | 7 | 7 | 630 | 1 | 3 | 15 | 6 | 7 | 8 | 5 | 1 | 0 | 0 |
| July | 14 | 14 | 1247 | 10 | 8 | 47 | 24 | 15 | 20 | 12 | 0 | 1 | 0 |
| August | 15 | 14 | 1271 | 12 | 9 | 63 | 27 | 11 | 12 | 11 | 2 | 0 | 0 |
| September | 13 | 12 | 1104 | 8 | 5 | 37 | 18 | 7 | 13 | 15 | 1 | 1 | 0 |
| October | 10 | 9 | 838 | 7 | 1 | 34 | 11 | 6 | 15 | 5 | 0 | 1 | 0 |

IGNACIO MAGANTO



sponsored by **HERBALIFE**



PRONUNCIATION: Igg-nass-eh-oh Mah-GOHN-toe

POSITION: Forward

HEIGHT: 5-8

WEIGHT: 140 lbs.

JERSEY NUMBER: 15

BIRTH DATE: 09-2-1992

BIRTHPLACE: Madrid, Spain

LAST CLUB: Iona College

STATUS: International

HOW ACQUIRED: First-round selection in 2015 MLS SuperDraft

Signed with the Galaxy in March 2015 after being drafted with the 21st selection of the 2015 MLS SuperDraft.

COLLEGE HIGHLIGHTS

Maganto, 23, scored 27 goals and notched 14 assists in four years at Iona College, including a career-high 11 goals and five assists his senior year when he was named to the NSCAA All-Northeast Region First Team, the ECAC All-Star First Team and the Metro Atlantic Athletic Conference (MAAC) Offensive Player of the Year.



JACK MCBEAN



PRONUNCIATION: Mic-bean

POSITION: Forward

HEIGHT: 6'

WEIGHT: 175 lbs.

JERSEY NUMBER: 32

BIRTH DATE: 12-15-1994

BIRTHPLACE: Newport Beach, CA

LAST CLUB: --

STATUS: Homegrown Player

HOW ACQUIRED: Signed by the Galaxy as a Homegrown Player on January 31, 2011.

The youngest player in club history ever to score a goal, McBean is one of the brightest young stars on a Galaxy roster that is heavy with veteran presence. Good in the air or with the ball at his feet, McBean will look to continue to play a bigger role with the club.

MLS HIGHLIGHTS

2014: McBean didn't record any MLS minutes during the 2014 season. Was loaned to LA Galaxy II in USL for a majority of the year, where he helped the club to a USL Playoff Semifinal appearance as one of the leading strikers on the team.

2013: He scored his second career league goal against Chivas USA (3/17), and later added two assists during a string of five straight starts in MLS. In CONCACAF Champions League play, McBean netted the opening goal and subsequently recorded two assists in the Galaxy's victory against C.S. Cartaginés. After the end of the season, McBean went on a two-week training stint to England with League One side Wolverhampton Wanderers and Football League Championship club Blackburn Rovers.

2012: McBean made one appearance in MLS this season, but finished as the club's leading goal scorer in the CONCACAF Champions League, tallying three goals in two appearances. Additionally, he was also the team's leading scorer with the LA Galaxy's reserve team, where he collected five goals and one assist in the total of eight games that he played.

2011: Joined the Galaxy in January as the club's first Homegrown player since Tristan Bowen in 2008. He made his debut in the 18 man squad on 7/20 against Columbus, but he did not come on in that game. He made his first team debut four days later when he played the second half of the friendly against Manchester City as part of the Herbalife World Football Challenge. He made his MLS debut in the regular season finale against Houston, playing the full 90 minutes up front in that game to become the youngest player in club history ever to start and play in a game. He scored LA's only goal in the 88th minute of that game to become, at 16 years and 312 days old, the youngest player in club history to score a goal by more than two years. In addition, McBean led the Galaxy with four assists in the Reserve League, appearing in five game while making four starts.

ACADEMY HIGHLIGHTS

2011: Continued to play for the Galaxy U-16's after signing with the first team, helping them win the first Development Academy championship in club history. He scored in the Semifinal win over Seattle after returning from the 2011 FIFA U-17 World Cup in Mexico. 2010: Officially joined the Galaxy Academy U-16 team in the summer of 2010. Debuted for the team at the 2010 SUM U-17 Cup in Houston, playing in two of the Galaxy's three games at the tournament. He made his U.S. Soccer Development Academy debut in a 4-0 win over Real Salt Lake in Arizona, scoring a goal. He went on to record a team-best nine goals in 10 games for the Galaxy U-16's, helping them to a 10-0-1 record in Development Academy play, which was the best amongst all U-16 teams. McBean scored a goal in six of the 10 games that he played in, including a hat trick against South Carolina United FC at the annual Winter Showcase in Arizona. While at the Showcase, McBean also played in one of the Academy Select games, which brings a number of the nation's top young players together on the same field. In that game, McBean scored just five minutes after entering the match, leading his team to a 2-1 win.

NATIONAL TEAM

Was named as one of 40 players selected for the U.S. Soccer Under-17 National Team Residency Program in January 2011, shortly before signing with the Galaxy. He travelled to Florida with the U-17's and made his international debut in a friendly in Montego Bay, Jamaica on 1/28/11. He made a series of friendly appearances ahead of the start of the CONCACAF Championships and then played in four of the five games that the U.S. played in the tournament, making two starts and setting up all three goals in the 3-0 win over Canada in the Final. He was one of 20 players named to the U.S. squad for the 2011 FIFA



sponsored by HERBALIFE.

JACK MCBEAN CONT.

U-17 World Cup in Mexico and made one appearance at the tournament, coming one in the second half of the Round of 16 loss to Germany.

REGULAR-SEASON GAME HIGHS:

| | |
|------------------------|---|
| Goals | 1, 2 times, last: Mar. 17, 2013, LA vs. CHV |
| Assists | 1, 2 times, last: Apr. 27, 2013, LA at RSL |
| Shots on Goal | 4, Mar. 23, 2013, LA vs. COL |
| Shots | 7, Mar. 23, 2013, LA vs. COL |
| Fouls Committed | 1, 8 times, last: Aug. 31, 2013, LA vs. SJ |
| Fouls Suffered | 4, 3 times, last: Oct. 16, 2013, LA vs. MTL |

| YEAR | TEAM | GP | GS | MIN | G | A | SHT | SOG | FC | FS | OFF | CK | C | E |
|------|---------------|-----------|----------|------------|----------|----------|-----------|----------|----------|-----------|----------|----------|----------|----------|
| 2011 | Los Angeles | 1 | 1 | 90 | 1 | 0 | 1 | 1 | 1 | 4 | 3 | 0 | 0 | 0 |
| 2012 | Los Angeles | 1 | 0 | 8 | 0 | 0 | 0 | 0 | 1 | 2 | 0 | 0 | 0 | 0 |
| 2013 | Los Angeles | 15 | 7 | 554 | 1 | 2 | 19 | 8 | 6 | 17 | 1 | 0 | 0 | 0 |
| | Totals | 17 | 8 | 652 | 2 | 2 | 20 | 9 | 8 | 23 | 4 | 0 | 0 | 0 |

| OPPONENT | GP | GS | MIN | G | A | SHT | SOG | FC | FS | OFF | CK | C | E |
|----------------|----|----|-----|---|---|-----|-----|----|----|-----|----|---|---|
| Chicago | 1 | 0 | 8 | 0 | 0 | 1 | 0 | 0 | 1 | 0 | 0 | 0 | 0 |
| Chivas USA | 1 | 0 | 26 | 1 | 0 | 2 | 1 | 1 | 2 | 0 | 0 | 0 | 0 |
| Columbus | 1 | 0 | 7 | 0 | 0 | 1 | 0 | 0 | 0 | 0 | 0 | 0 | 0 |
| Colorado | 3 | 2 | 182 | 0 | 0 | 11 | 6 | 1 | 4 | 0 | 0 | 0 | 0 |
| FC Dallas | 1 | 1 | 64 | 0 | 0 | 0 | 0 | 0 | 0 | 0 | 0 | 0 | 0 |
| Houston | 1 | 1 | 90 | 1 | 0 | 1 | 1 | 1 | 4 | 3 | 0 | 0 | 0 |
| Sporting KC | 1 | 1 | 68 | 0 | 0 | 2 | 0 | 1 | 4 | 1 | 0 | 0 | 0 |
| Montreal | 1 | 1 | 60 | 0 | 0 | 2 | 1 | 0 | 4 | 0 | 0 | 0 | 0 |
| Portland | 2 | 0 | 19 | 0 | 0 | 0 | 0 | 1 | 2 | 0 | 0 | 0 | 0 |
| Real Salt Lake | 1 | 1 | 53 | 0 | 1 | 0 | 0 | 1 | 0 | 0 | 0 | 0 | 0 |
| Seattle | 1 | 0 | 9 | 0 | 0 | 0 | 0 | 0 | 1 | 0 | 0 | 0 | 0 |
| San Jose | 2 | 0 | 5 | 0 | 0 | 0 | 0 | 1 | 0 | 0 | 0 | 0 | 0 |
| Toronto FC | 1 | 1 | 61 | 0 | 1 | 0 | 0 | 1 | 1 | 0 | 0 | 0 | 0 |

| MONTH | GP | GS | MIN | G | A | SHT | SOG | FC | FS | OFF | CK | C | E |
|-----------|----|----|-----|---|---|-----|-----|----|----|-----|----|---|---|
| March | 4 | 2 | 185 | 1 | 1 | 10 | 5 | 3 | 4 | 0 | 0 | 0 | 0 |
| April | 3 | 3 | 185 | 0 | 1 | 2 | 0 | 2 | 4 | 1 | 0 | 0 | 0 |
| June | 2 | 0 | 12 | 0 | 0 | 0 | 0 | 1 | 2 | 0 | 0 | 0 | 0 |
| July | 3 | 0 | 43 | 0 | 0 | 1 | 0 | 0 | 2 | 0 | 0 | 0 | 0 |
| August | 1 | 0 | 1 | 0 | 0 | 0 | 0 | 1 | 0 | 0 | 0 | 0 | 0 |
| September | 2 | 1 | 76 | 0 | 0 | 4 | 2 | 0 | 3 | 0 | 0 | 0 | 0 |
| October | 2 | 2 | 150 | 1 | 0 | 3 | 2 | 1 | 8 | 3 | 0 | 0 | 0 |

RAUL MENDIOLA



PRONUNCIATION: Men-Dee-Oh-la

POSITION: Midfielder

HEIGHT: 5' 8"

WEIGHT: 150 lbs.

JERSEY NUMBER: 40

BIRTH DATE: 05-18-1994

BIRTHPLACE: Ciudad Juarez, Mexico

LAST CLUB: --

STATUS: Homegrown Player

HOW ACQUIRED: Signed as a homegrown player on Feb. 20, 2014

Mendiola signed a Homegrown Player contract ahead of the 2014 season after impressing at various levels of the LA Galaxy Academy and in the LA Galaxy Reserve side.

MLS HIGHLIGHTS

2014: After signing a Homegrown Player contract prior to the 2014 season, Mendiola went on to make three MLS appearances for the Galaxy in his first season with the club. Mendiola was loaned to LA Galaxy II in USL for a majority of the year, where he played a key role in the team's success during their inaugural season.

YOUTH

Mendiola is a native of Ciudad Juarez, Mexico who previously spent three seasons with the Galaxy Academy. During the 2012-2013 USSDA campaign, he scored 13 goals in 26 games en route to the team's second consecutive division title and a 20-7-4 record, earning USSDA Western Conference Under-17/18 Starting XI honors in the process. He also appeared in nine MLS Reserve League matches in 2013, making two starts as the Galaxy repeated as the Reserve League West Division champions with a 5-1-4 record.

Mendiola was named to the Development Academy Starting XI for the third time in 2013 and is the seventh player overall signed from the LA Galaxy Academy. He joins Bradford Jamieson IV, Gyasi Zardes, Oscar Sorto, Jose Villarreal, Jack McBean, and Tristan Bowen as successful academy players that have made the leap to the club's first team.

Prior to the Galaxy, the Mexican-American forward spent two USSDA seasons with Arsenal FC, capping off his final season with the club in 2010-2011 by netting 14 goals in 32 games. In 2009-2010, Mendiola scored nine goals in 26 starts and helped guide Arsenal FC to a U-16 SoCal Division crown while also spending time on trial with Manchester City of the English Premier League and Sevilla FC of Spain's La Liga. Mendiola has also spent time training with Liga MX side CF Pachuca in Mexico City.

In 2012, Mendiola was called-up for seven Galaxy Reserve League matches in addition to playing with the U-18 side. He tallied 118 minutes and three assists including setting up the Rafael Garcia's 90th minute game-winner in a 1-0 win over the Seattle Sounders. He helped LA win the Reserve League's West Division title for the first time in club history in 2012, guiding them to a 6-3-1 record for a Division-best 19 points

REGULAR-SEASON GAME HIGHS:

| | |
|------------------------|--|
| Goals | 0 |
| Assists | 0 |
| Shots on Goal | 0 |
| Shots | 2, May 17, 2014, LA at HOU |
| Fouls Committed | 1, 2 times, last: May 25, 2014, LA vs. PHI |
| Fouls Suffered | 0 |



sponsored by HERBALIFE.

RAUL MENDIOLA CONT.

| YEAR | TEAM | GP | GS | MIN | G | A | SHT | SOG | FC | FS | OFF | CK | C | E |
|------|-------------|----|----|-----|---|---|-----|-----|----|----|-----|----|---|---|
| 2014 | Los Angeles | 3 | 0 | 57 | 0 | 0 | 2 | 0 | 2 | 0 | 0 | 0 | 0 | 0 |

| OPPONENT | GP | GS | MIN | G | A | SHT | SOG | FC | FS | OFF | CK | C | E |
|--------------|----|----|-----|---|---|-----|-----|----|----|-----|----|---|---|
| FC Dallas | 1 | 0 | 16 | 0 | 0 | 0 | 0 | 0 | 0 | 0 | 0 | 0 | 0 |
| Houston | 1 | 0 | 24 | 0 | 0 | 2 | 0 | 1 | 0 | 0 | 0 | 0 | 0 |
| Philadelphia | 1 | 0 | 17 | 0 | 0 | 0 | 0 | 1 | 0 | 0 | 0 | 0 | 0 |

| MONTH | GP | GS | MIN | G | A | SHT | SOG | FC | FS | OFF | CK | C | E |
|-------|----|----|-----|---|---|-----|-----|----|----|-----|----|---|---|
| May | 3 | 0 | 57 | 0 | 0 | 2 | 0 | 2 | 0 | 0 | 0 | 0 | 0 |



TOMMY MEYER



PRONUNCIATION: My-err

POSITION: Defender

HEIGHT: 6' 2"

WEIGHT: 175 lbs.

JERSEY NUMBER: 21

BIRTH DATE: 03-20-1990

BIRTHPLACE: St. Louis, MO

LAST CLUB: --

STATUS: Senior Roster spot

HOW ACQUIRED: Selected by the Galaxy in the first round (19th overall) of the 2012 MLS SuperDraft.

The Galaxy's first-round selection in 2012 MLS SuperDraft, Meyer has become a consistent and steady defender who can pair with any other Galaxy center back.

MLS HIGHLIGHTS

2014: Recorded career highs in starts (10), appearances (12) and minutes (926) to bolster the Galaxy's backline that allowed an MLS fewest 35 goals during the regular season. Meyer also contributed to the Galaxy's 2014 MLS Cup Playoff campaign, playing in two matches and starting in one. Meyer played the full 90 in the club's first leg of the Western Conference Semifinal series against Seattle Sounders FC to help record a shutout as the Galaxy won 1-0.

2013: Meyer built off of his rookie season and continued to contribute to the Galaxy's backline, making five starts in seven appearances during the course of the regular season.

2012: Had a strong rookie season, starting in seven matches in eight total appearances during the MLS Regular Season. In addition to his regular season contributions, Meyer was crucial in the Galaxy's run to their fourth MLS Cup title as he started and played 90 minutes in all six matches, including the 2012 MLS Cup Final against Houston.

COLLEGE HIGHLIGHTS

2011: An All-Big Ten selection as a senior, Meyer started all 22 of Indiana's games while recording a career-high seven assists and helping his team keep nine clean sheets on the season. Four of his seven assists came in two games as he tallied two assists in the 6-0 win over Dayton and the 2-0 win over Rutgers before adding single assists in the 3-2 home loss to Louisville, the 4-1 win at Michigan and against Northwestern in the Big Ten Semifinal. He entered the season never having more than two assists in a game but finished his senior season second in the conference. **2010:** Appeared in and started 19 of IU's 20 games, and was named to the All-Big Ten second team. He had two assists on the year, tallying one in the 2-1 loss at Brown and his second in the 2-1 win over Michigan when he set up Caleb Konstanski for the eventual game-winning goal. **2009:** Firmly established himself in the starting lineup, starting all 22 games that he played in as Indiana kept 10 clean sheets, including four in wins over top 25 teams. He recorded the first assist of his collegiate career in the 1-0 win at Wisconsin on 9/25. In the NCAA Tournament, he led a defense that kept two clean sheets and allowed just one goal in three games. **2008:** Appeared in 18 games while making 16 starts as a freshman, helping the Hoosiers record seven shutouts, including two in the NCAA Tournament. Was named to the Big Ten All-Freshman Team and the College Soccer News All-Freshman second team.

REGULAR-SEASON GAME HIGHS:

| | |
|------------------------|--|
| Goals | 0 |
| Assists | 0 |
| Shots on Goal | 0 |
| Shots | 1, 2 times, last: May 25, 2014, LA vs. PHI |
| Fouls Committed | 4, July 12, 2014, LA vs. RSL |
| Fouls Suffered | 2, June 8, 2013, LA at RSL |



sponsored by HERBALIFE.

TOMMY MEYER CONT.

| YEAR | TEAM | GP | GS | MIN | G | A | SHT | SOG | FC | FS | OFF | CK | C | E |
|---------------|-------------|-----------|-----------|-------------|----------|----------|----------|----------|-----------|----------|----------|----------|----------|----------|
| 2012 | Los Angeles | 8 | 7 | 660 | 0 | 0 | 0 | 0 | 2 | 0 | 0 | 0 | 0 | 0 |
| 2013 | Los Angeles | 7 | 5 | 494 | 0 | 0 | 1 | 0 | 7 | 4 | 0 | 0 | 0 | 0 |
| 2014 | Los Angeles | 12 | 10 | 926 | 0 | 0 | 1 | 0 | 7 | 5 | 0 | 0 | 0 | 0 |
| Totals | | 27 | 22 | 2080 | 0 | 0 | 2 | 0 | 16 | 9 | 0 | 0 | 0 | 0 |

| YEAR | POSTSEASON | GP | GS | MIN | G | A S | HT | SOG | FC | FS | OFF | CK | C | E |
|---------------|-------------|----------|----------|------------|----------|----------|----------|----------|----------|----------|----------|----------|----------|----------|
| 2012 | Los Angeles | 6 | 6 | 540 | 0 | 1 | 0 | 0 | 7 | 1 | 0 | 0 | 0 | 0 |
| 2014 | Los Angeles | 2 | 1 | 143 | 0 | 0 | 1 | 0 | 1 | 0 | 0 | 0 | 0 | 0 |
| Totals | | 8 | 7 | 683 | 0 | 1 | 1 | 0 | 8 | 1 | 0 | 0 | 0 | 0 |

| OPPONENT | GP | GS | MIN | G | A | SHT | SOG | FC | FS | OFF | CK | C | E |
|----------------|----|----|-----|---|---|-----|-----|----|----|-----|----|---|---|
| Chicago | 1 | 1 | 90 | 0 | 0 | 0 | 0 | 0 | 1 | 0 | 0 | 0 | 0 |
| Chivas USA | 2 | 0 | 50 | 0 | 0 | 0 | 0 | 0 | 0 | 0 | 0 | 0 | 0 |
| Colorado | 3 | 1 | 167 | 0 | 0 | 0 | 0 | 1 | 0 | 0 | 0 | 0 | 0 |
| FC Dallas | 2 | 1 | 116 | 0 | 0 | 0 | 0 | 0 | 1 | 0 | 0 | 0 | 0 |
| Houston | 1 | 1 | 90 | 0 | 0 | 0 | 0 | 0 | 0 | 0 | 0 | 0 | 0 |
| Sporting KC | 2 | 2 | 180 | 0 | 0 | 0 | 0 | 1 | 0 | 0 | 0 | 0 | 0 |
| New England | 2 | 2 | 180 | 0 | 0 | 0 | 0 | 3 | 1 | 0 | 0 | 0 | 0 |
| New York | 1 | 1 | 75 | 0 | 0 | 0 | 0 | 0 | 0 | 0 | 0 | 0 | 0 |
| Philadelphia | 2 | 2 | 153 | 0 | 0 | 1 | 0 | 1 | 1 | 0 | 0 | 0 | 0 |
| Portland | 3 | 3 | 270 | 0 | 0 | 1 | 0 | 2 | 1 | 0 | 0 | 0 | 0 |
| Real Salt Lake | 4 | 4 | 349 | 0 | 0 | 0 | 0 | 4 | 3 | 0 | 0 | 0 | 0 |
| Seattle | 1 | 1 | 90 | 0 | 0 | 0 | 0 | 1 | 0 | 0 | 0 | 0 | 0 |
| San Jose | 3 | 3 | 270 | 0 | 0 | 0 | 0 | 3 | 1 | 0 | 0 | 0 | 0 |

| MONTH | GP | GS | MIN | G | A | SHT | SOG | FC | FS | OFF | CK | C | E |
|-----------|----|----|-----|---|---|-----|-----|----|----|-----|----|---|---|
| March | 1 | 1 | 84 | 0 | 0 | 0 | 0 | 0 | 0 | 0 | 0 | 0 | 0 |
| April | 4 | 2 | 211 | 0 | 0 | 0 | 0 | 1 | 1 | 0 | 0 | 0 | 0 |
| May | 5 | 5 | 408 | 0 | 0 | 1 | 0 | 1 | 1 | 0 | 0 | 0 | 0 |
| June | 5 | 5 | 450 | 0 | 0 | 1 | 0 | 7 | 4 | 0 | 0 | 0 | 0 |
| July | 5 | 5 | 450 | 0 | 0 | 0 | 0 | 5 | 2 | 0 | 0 | 0 | 0 |
| September | 3 | 1 | 167 | 0 | 0 | 0 | 0 | 1 | 1 | 0 | 0 | 0 | 0 |
| October | 4 | 3 | 310 | 0 | 0 | 0 | 0 | 1 | 0 | 0 | 0 | 0 | 0 |



TREY MITCHELL



POSITION: Goalkeeper
HEIGHT: 6-2
WEIGHT: 195 lbs.
JERSEY NUMBER: 31
BIRTH DATE: 4/27/1991
BIRTHPLACE: Alta Loma, Calif.
CITIZENSHIP: United States
LAST CLUB: --
STATUS: Senior Roster spot
HOW ACQUIRED: Signed on March 27, 2015

COLLEGE HIGHLIGHTS

Mitchell began his college career at Citrus College, where he recorded 97 saves with a 1.30 goals against average in his first two seasons before transferring to Cal State Dominguez Hills. After redshirting in 2012, he played the following two seasons for CSUDH, making 20 starts and recording 71 saves for a .85 goals against average, the fourth best in school history.

HIGH SCHOOL

Mitchell, a product of Alta Loma, California, attended Alta Loma High School.



JAIME PENEDO



sponsored by **HERBALIFE**



PRONUNCIATION: HI-may pen-eh-doh
POSITION: Goalkeeper
HEIGHT: 6'
WEIGHT: 160 lbs.
JERSEY NUMBER: 18
BIRTH DATE: 09-26-1981
BIRTHPLACE: Panama City, Panama
LAST CLUB: Municipal (GUA)
STATUS: International
HOW ACQUIRED: Signed on a free transfer on August 5, 2013

The LA Galaxy Jaime Penedo on a free transfer on August 5, 2013. Before joining the Galaxy, the Panamanian international spent six seasons playing in Guatemala with Municipal and helped lead Panama to the 2013 CONCACAF Gold Cup Final.

MLS HIGHLIGHTS

2014: Penedo entered the season as the starting goalkeeper for the 2014 season and went on to start 29 MLS Regular Season matches, recording a 15-7-7 record, eight shutouts and a 1.14 goals against average. In the MLS Cup Playoffs, Penedo put in a strong performance, allowing just three goals in five matches for a .56 goals against average, including three straight shutout performances to open the Galaxy's playoff campaign. In the 2014 MLS Cup Final, Penedo recorded five saves to help the Galaxy earn their fifth MLS Cup title.

2013: After joining towards the end of the MLS Regular Season, Penedo started in nine matches for the Galaxy, recording just seven goals for a .78 goals against average while recording four shutouts.

PROFESSIONAL HIGHLIGHTS

Penedo began his club career in his native Panama, beginning his professional career with Plaza Amador before joining Arabe Unido, who he helped lead to the Apertura and Clausura titles in 2004. After two years in Europe, playing in Italy for Cagliari and in Spain for Ossauna, Penedo returned to Central America, joining Guatemalan side Municipal in 2007. He spent six years with the Guatemala City-based club, helping them win two Clausura titles (2008 and 2010) and two Apertura titles (2009 and 2011) while appearing in more than 150 games for the club. Behind the play of Penedo, Municipal qualified for the CONCACAF Champions League four times in the six years of the competition.

INTERNATIONAL HIGHLIGHTS

In addition to his club career, Penedo has also made over 90 appearances with Panama's national team since making his international debut in 2003. Originally born in Panama City, Penedo was his country's first choice goalkeeper at the 2005 CONCACAF Gold Cup, helping Panama reach the Final for the first time ever, only to fall on penalties to the United States. Eight years later, he led Panama back to the Gold Cup Final where they once again fell to the United States. Penedo played in 11 of the 12 games that Panama played in those two tournaments, including a pair of wins over Mexico, winning the award for the tournament's top goalkeeper each time.

REGULAR-SEASON GAME HIGHS:

Goals Allowed 4, Aug. 16, 2014, LA at CLB
Saves 7, Aug. 16, 2014, LA at CLB



JAIME PENEDO CONT.

| YEAR | TEAM | GP | GS | MIN | SOG | SV | SHO | GA | GAA | PK | PKA | W | L | T |
|---------------|-------------|-----------|-----------|-------------|------------|------------|-----------|-----------|-------------|----------|----------|-----------|----------|-----------|
| 2013 | Los Angeles | 9 | 9 | 810 | 31 | 24 | 4 | 7 | 0.78 | 0 | 0 | 4 | 1 | 4 |
| 2014 | Los Angeles | 29 | 29 | 2610 | 115 | 81 | 8 | 33 | 1.14 | 3 | 3 | 15 | 7 | 7 |
| Totals | | 38 | 38 | 3420 | 146 | 105 | 12 | 40 | 1.05 | 3 | 3 | 19 | 8 | 11 |

| YEAR | POSTSEASON | GP | GS | MIN | SOG | SV | SHO | GA | GAA | PK | PKA | W | L | T |
|---------------|-------------|----------|----------|------------|-----------|-----------|----------|----------|-------------|----------|----------|----------|----------|----------|
| 2013 | Los Angeles | 2 | 2 | 210 | 8 | 6 | 1 | 2 | 0.86 | 0 | 0 | 1 | 1 | 0 |
| 2014 | Los Angeles | 5 | 5 | 480 | 20 | 16 | 3 | 3 | 0.56 | 0 | 0 | 3 | 1 | 1 |
| Totals | | 7 | 7 | 690 | 28 | 22 | 4 | 5 | 0.65 | 0 | 0 | 4 | 2 | 1 |

| OPPONENT | GP | GS | MIN | SOG | SV | SHO | GA | GAA | PK | PKA | W | L | T |
|----------------|----|----|-----|-----|----|-----|----|------|----|-----|---|---|---|
| Chicago | 1 | 1 | 90 | 3 | 2 | 0 | 1 | 1.00 | 1 | 1 | 0 | 0 | 1 |
| Chivas USA | 3 | 3 | 270 | 6 | 5 | 2 | 1 | 0.33 | 0 | 0 | 2 | 0 | 1 |
| Columbus | 1 | 1 | 90 | 12 | 7 | 0 | 4 | 4.00 | 0 | 0 | 0 | 1 | 0 |
| Colorado | 2 | 2 | 180 | 13 | 9 | 0 | 4 | 2.00 | 0 | 0 | 1 | 1 | 0 |
| FC Dallas | 3 | 3 | 270 | 9 | 5 | 0 | 4 | 1.33 | 0 | 0 | 2 | 1 | 0 |
| D.C. United | 2 | 2 | 180 | 9 | 7 | 0 | 3 | 1.50 | 0 | 0 | 1 | 0 | 1 |
| Houston | 1 | 1 | 90 | 3 | 2 | 0 | 1 | 1.00 | 0 | 0 | 0 | 1 | 0 |
| Sporting KC | 1 | 1 | 90 | 6 | 4 | 0 | 2 | 2.00 | 0 | 0 | 0 | 1 | 0 |
| New England | 1 | 1 | 90 | 2 | 0 | 0 | 1 | 1.00 | 1 | 1 | 1 | 0 | 0 |
| New York | 1 | 1 | 90 | 6 | 6 | 1 | 0 | 0.00 | 0 | 0 | 1 | 0 | 0 |
| Philadelphia | 1 | 1 | 90 | 3 | 2 | 0 | 1 | 1.00 | 1 | 1 | 1 | 0 | 0 |
| Portland | 4 | 4 | 360 | 14 | 9 | 0 | 5 | 1.25 | 0 | 0 | 1 | 1 | 2 |
| Real Salt Lake | 3 | 3 | 270 | 15 | 12 | 1 | 3 | 1.00 | 0 | 0 | 2 | 1 | 0 |
| Seattle | 5 | 5 | 450 | 17 | 11 | 1 | 6 | 1.20 | 0 | 0 | 1 | 1 | 3 |
| San Jose | 4 | 4 | 360 | 10 | 8 | 3 | 2 | 0.50 | 0 | 0 | 2 | 0 | 2 |
| Toronto FC | 1 | 1 | 90 | 1 | 1 | 1 | 0 | 0.00 | 0 | 0 | 1 | 0 | 0 |
| Vancouver | 4 | 4 | 360 | 17 | 15 | 3 | 2 | 0.50 | 0 | 0 | 3 | 0 | 1 |

| MONTH | GP | GS | MIN | SOG | SV | SHO | GA | GAA | PK | PKA | W | L | T |
|-----------|----|----|-----|-----|----|-----|----|------|----|-----|---|---|---|
| March | 1 | 1 | 90 | 6 | 5 | 0 | 1 | 1.00 | 0 | 0 | 0 | 1 | 0 |
| April | 2 | 2 | 180 | 9 | 7 | 1 | 2 | 1.00 | 0 | 0 | 1 | 0 | 1 |
| May | 5 | 5 | 450 | 19 | 14 | 0 | 5 | 1.00 | 1 | 1 | 2 | 2 | 1 |
| June | 3 | 3 | 270 | 7 | 5 | 1 | 2 | 0.67 | 1 | 1 | 1 | 0 | 2 |
| July | 5 | 5 | 450 | 24 | 18 | 2 | 5 | 1.00 | 1 | 1 | 3 | 1 | 1 |
| August | 10 | 10 | 900 | 42 | 29 | 4 | 13 | 1.30 | 0 | 0 | 8 | 1 | 1 |
| September | 5 | 5 | 450 | 19 | 14 | 1 | 5 | 1.00 | 0 | 0 | 2 | 1 | 2 |
| October | 7 | 7 | 630 | 20 | 13 | 3 | 7 | 1.00 | 0 | 0 | 2 | 2 | 3 |

BRIAN PERK



sponsored by HERBALIFE



PRONUNCIATION: Brian Perk

POSITION: Goalkeeper

HEIGHT: 5-11

WEIGHT: 175 lbs.

JERSEY NUMBER: 1

BIRTH DATE: 07-21-1989

BIRTHPLACE: Rancho Santa Margarita, Calif.

LAST CLUB: Philadelphia Union

STATUS: Senior Roster Spot

HOW ACQUIRED: Claimed by the Galaxy off waivers from the Philadelphia Union on August 4, 2010.

An athletic goalkeeper with experience in the U.S. National Team setup, Brian Perk offers a young and talented goalkeeping option between the pipes for the Galaxy.

MLS HIGHLIGHTS

2014: In 2014, Perk went undefeated in his two starts with the Galaxy, earning a draw on the road against Real Salt Lake March 22 and recording a victory April 6 at StubHub Center against Chivas USA. He also contributed to Galaxy II in USL PRO, playing in five matches during Los Dos' inaugural season.

2013: Did not make any MLS appearances for the Galaxy.

2012: Made a career high in starts for the Galaxy with four starts during the regular season, recording seven saves on 13 shots. In his first start, he helped the Galaxy earn a draw on the road against the Montreal Impact.

2011: Made his MLS debut on 7/4, making two saves and keeping a clean sheet in the 0-0 draw with Seattle. The first of those two saves came off a Fredy Montero penalty, becoming just the second goalkeeper in MLS history and the first since 1999 to have the first save of his career be on a penalty kick. He had made his first team debut six days earlier on 6/29, playing the full 90 minutes in the 2-1 win over the L.A. Blues in the Third Round of the U.S. Open Cup. He also played the second half of the friendlies against Real Madrid and Manchester City while also appearing in five of the club's 10 Reserve League games, going 1-2-2 in that time.

2010: Selected by the Philadelphia Union in the fourth round of the 2010 MLS SuperDraft, Perk did not play in any MLS or Open Cup games for the Union, though he did play in three friendlies for the club. Perk made his professional debut in a friendly win over Reading United AC, playing the second half of a 2-0 win on 6/23. He played another 45 minutes on 7/14, playing the second half of the Union's 1-0 win over Celtic. Perk was back on the field a week later, again playing the second half as the Union lost 1-0 to Manchester United. He was then waived by the club on 7/30 before being claimed by the Galaxy off waivers on 8/4, prior to the club's friendly against Real Madrid. He was not in the 18-man squad for any of LA's final 12 regular season games of the year, or any of the three postseason games..

COLLEGE HIGHLIGHTS

Started all 61 of the games that he appeared in during his four years at UCLA, compiling a 29-18-12 record while helping lead the Bruins to the NCAA Tournament four times. Perk finished his college career with a 1.01 goals against average, while keeping 16 clean sheets. A Top Drawer Soccer All-Freshman second team honoree, after starting seven games in his first season in Westwood, Perk became the Bruins' full time starter as a sophomore in 2007. He then took honorable mention All-Pac-10 honors as a sophomore, Second Team All-Pac-10 as a junior and finally First Team All-Pac-10 as a senior, when he allowed just 13 goals in 15 games for a 0.87 goals against average, despite missing five games while at the FIFA Under-20 World Cup in Egypt. He was also a Second Team NSCAA All-American during his senior season as he finished his college career with 241 saves, which are the fourth most in UCLA history. He recorded the first shutout of his career on 9/8/07 in a 0-0 draw with Creighton. One year later as a junior, Perk posted a sub-1.00 goals against average for the first time in his college career, tallying a 0.97 mark thanks in large to a 657-minute shutout streak that he had from 10/12-11/8.

ACADEMY HIGHLIGHTS

2008: Played for the Galaxy's U-20 team, which competed in the USL Super-20 League, in 2008, helping them win the Pacific SoCal Division in their inaugural season. With Perk in goal, the Galaxy compiled a 7-2-1 record and kept six clean sheets, allowing a league-best seven goals on the season. He did not play for the Galaxy in 2009 due to his involvement that summer in

the FIFA Under-20 World Cup.

INTERNATIONAL HIGHLIGHTS

Perk has represented the United States at the U-15, U-17, U-18 and U-20 levels while also being called into camp with the U-23's in January 2012. He has played at two FIFA U-20 World Cups, as well as the 2005 U-17 World Cup, where he helped the U.S. achieve a fifth place finish. After serving as the backup for the U-20's in the group stage of the 2007 U-20 World Cup in Canada, Perk was called into action for the Round of 16 game against Uruguay, helping the U.S. earn a 2-1 come-from-behind win in extra time. He was then the starting goalkeeper for all three of the group games that the U.S. played in at the 2009 U-20 World Cup in Egypt, serving as the captain of that team. He had a 1-2-0 record in that tournament, where he was a teammate of current Galaxy and former UCLA teammate Michael Stephens. A member of the U.S. Under-17 National Team Residency Program from 2004-06 before heading to UCLA, Perk first represented his country at the U-15 level in 2004.

REGULAR-SEASON GAME HIGHS:

Goals Allowed 3, May 23, 2012, LA vs. SJ
Saves 2, 4 times, last: May 26, 2012, LA at HOU

| YEAR | TEAM | GP | GS | MIN | SOG | SV | SHO | GA | GAA | PK | PKA | W | L | T |
|------|-------------|----|----|-----|-----|----|-----|----|------|----|-----|---|---|---|
| 2011 | Los Angeles | 1 | 1 | 90 | 2 | 2 | 1 | 0 | 0.00 | 0 | 1 | 0 | 0 | 1 |
| | Los Angeles | 4 | 4 | 360 | 13 | 7 | 0 | 7 | 1.75 | 2 | 2 | 0 | 3 | 1 |
| 2012 | Los Angeles | 2 | 2 | 180 | 3 | 2 | 1 | 1 | 0.50 | 0 | 0 | 1 | 0 | 1 |
| | Totals | 7 | 7 | 630 | 18 | 11 | 2 | 8 | 1.14 | 2 | 3 | 1 | 3 | 3 |

| OPPONENT | GP | GS | MIN | SOG | SV | SHO | GA | GAA | PK | PKA | W | L | T |
|----------------|----|----|-----|-----|----|-----|----|------|----|-----|---|---|---|
| Chivas USA | 2 | 2 | 180 | 4 | 3 | 1 | 1 | 0.50 | 1 | 1 | 1 | 1 | 0 |
| Houston | 1 | 1 | 90 | 3 | 2 | 0 | 2 | 2.00 | 0 | 0 | 0 | 1 | 0 |
| Montreal | 1 | 1 | 90 | 2 | 1 | 0 | 1 | 1.00 | 0 | 0 | 0 | 0 | 1 |
| Real Salt Lake | 1 | 1 | 90 | 2 | 1 | 0 | 1 | 1.00 | 0 | 0 | 0 | 0 | 1 |
| Seattle | 1 | 1 | 90 | 2 | 2 | 1 | 0 | 0.00 | 0 | 1 | 0 | 0 | 1 |
| San Jose | 1 | 1 | 90 | 5 | 2 | 0 | 3 | 3.00 | 1 | 1 | 0 | 1 | 0 |

| MONTH | GP | GS | MIN | SOG | SV | SHO | GA | GAA | PK | PKA | W | L | T |
|-------|----|----|-----|-----|----|-----|----|------|----|-----|---|---|---|
| March | 1 | 1 | 90 | 2 | 1 | 0 | 1 | 1.00 | 0 | 0 | 0 | 0 | 1 |
| April | 1 | 1 | 90 | 1 | 1 | 1 | 0 | 0.00 | 0 | 0 | 1 | 0 | 0 |
| May | 4 | 4 | 360 | 13 | 7 | 0 | 7 | 1.75 | 2 | 2 | 0 | 3 | 1 |
| July | 1 | 1 | 90 | 2 | 2 | 1 | 0 | 0.00 | 0 | 1 | 0 | 0 | 1 |

ROBBIE ROGERS



sponsored by **HERBALIFE**



PRONUNCIATION: Rah-gers

POSITION: Defender

HEIGHT: 5' 10"

WEIGHT: 165 lbs.

JERSEY NUMBER: 14

BIRTH DATE: 05-12-1987

BIRTHPLACE: Huntington Beach, CA

LAST CLUB: Leeds United (England)

STATUS: Senior Roster spot

HOW ACQUIRED: Signed by the Galaxy after acquiring the right of first refusal for him from the Chicago Fire in exchange for Mike Magee on May 25, 2013.

Since joining the Galaxy in 2013, Rogers has become an important piece to the Galaxy's success, switching to defense during the 2014 season to help the club capture its fifth MLS Cup title.

MLS HIGHLIGHTS

2014: Made 19 appearances and 15 starts for the club during the regular season, recording two assists. In the summer, Rogers made the move to left back after injuries to James Riley and Todd Dunivant and excelled on the Galaxy backline that allowed the fewest goals in MLS that season. Rogers continued his form into the MLS Cup Playoffs, where he started in all five matches and recorded an assist during the club's run to a fifth MLS Cup title. Signed a contract extension following the 2014 season.

2013: Joined the Galaxy during the MLS Regular Season and made his appearance in a 4-0 win at StubHub Center against Seattle Sounders FC. Went on to make 11 total appearances with seven starts in his first season in LA.

2011: Made 27 appearances for the Crew, notching two goals and seven assists, which led the Crew. Played in his final match with the club against the Colorado Rapids in the MLS Cup Playoffs wildcard game in October. Received the 'Crew Hardest Working Player' award from Columbus. Rejected a contract extension with Columbus in order to become a free agent.

2010: Appeared in 20 matches, with 17 starts... Had one goal (5/8)... Had one game-winning goal (5/8)... Had one yellow card (5/8)... Missed matches on 5/20 and 5/23 due to USMNT Call-up. Missed matches on 8/5, 8/21, 8/28, 9/4, 9/11 and 9/25 due to knee injury... Called up to the USMNT World Cup training camp on 5/11 2010. Playoffs: Started in both games scoring the game winner against Colorado on 11/6/10. In the U.S. Open Cup, he started vs. Rochester on 6/29 and came on as a sub in the final at Seattle on 10/5. In MLS Cup Playoffs, he scored the game winner against Colorado in the 2010 Eastern Conference Semifinal.

2009: Appeared in 22 matches, with 20 starts... Had one goal (8/8) and a career-high five assists... Had four game-winning assists... Had two yellow cards... Missed matches on 7/4, 7/11, 7/18, 7/25 and 10/10 due to call-up with U.S. MNT... Missed matches on 3/28 and 4/11 with L hamstring strain. In the MLS Cup Playoffs, he made two appearances, with one start, in series vs. RSL. In the 2009-10 CONCACAF Champions League, he appeared in five matches, with four starts and two goals.

2008: Appeared in 27 games, with 26 starts... Selected to 2008 MLS Best XI squad... Had six goals (two on 4/12 vs. Chivas, 5/3 at K.C., two on 5/10 at S.J. and 9/18 vs. N.Y.) and three assists (7/17 vs. K.C., 9/27 at N.E. and 10/12 at Chicago)... Three of his goals were game-winners (4/12, 5/3, 9/18)... His goal vs. N.Y. on 9/18 was named MLS Goal of the Week, a finalist for MLS Goal of the Year and Crew Goal of the Year... Selected to MLS All-Star First XI, but was with U.S. Olympic Team and did not play... Won MLS Player of the Week honors 5/12 (Week 7)... Scored a goal in the international exhibition vs. Independiente of Argentina on 7/9... Missed matches on 7/27 and 8/2 while away with the U.S. Olympic Team in Beijing, China. Scored one goal in the Crew's run to the 2008 MLS Cup title on 11/8 vs. K.C.

2007: Appeared in 10 games, with six starts... Had three goals (6/16 at N.E. and two 10/20 at D.C.) and one assist (6/16 at N.E.) on the season... Made his MLS and Crew debut on 4/14, coming on as a sub against RSL... Made first start of his MLS career on 6/3 at Chicago... Notched first goal and assist of MLS and professional career on 6/16 at N.E. ... Missed six games from 6/20-7/14 while with the U.S. Under-20 National Team at FIFA Under-20 World Cup... Acquired by the Crew via weighted lottery on 3/8/07... 2007 U.S. Open Cup: Started the Crew's USOC qualifier vs. L.A. on 4/24... 2007 Reserve Division: Appeared in eight games, with seven starts... Had two goals and two assists in reserve division play.



ROBBIE ROGERS CONT.

PROFESSIONAL HIGHLIGHTS

Passed up his three remaining seasons of eligibility at the University of Maryland to sign with SC Heerenveen, one of the top teams in the Dutch first division, in August 2006. Played with Heerenveen's reserves, getting time in five games, including three starts, and scoring two goals. Scored his first goal in just his second match with the reserves to help defeat PSV, 3-1, on 9/8. Scored his second goal against FC Twente on 9/26 in a 3-0 win. Secured his release in Feb. 2007 to sign with MLS.

Signed with Leeds United in England in January 2012 and went on to make four appearances for the club. Made six appearances on loan to Stevenage FC in England.

INTERNATIONAL HIGHLIGHTS

Has 18 international caps with the USMNT. He has also represented the U.S. extensively at the U-23, U-20, U-18 and U-17 levels... 2010: Earned starts against Honduras on 1/23 and El Salvador on 2/24... 2009: Earned his first career cap with the senior national team on 1/24, starting friendly vs. Sweden... Represented the U.S. in the 2009 CONCACAF Gold Cup... Scored first career international goal on 7/4 vs. Grenada in the opening match of the 2009 Gold Cup, and also had two assists in the match on the way to being named Man of the Match... Totaled one goal and three assists in 2009 international play... 2008: Was a member of the U.S. Olympic Team that competed in Beijing, China... Started in all three Olympic matches for the U.S... 2007: Made his Under-23 debut in a pair of friendlies in China against its U-23s on 12/13 and 12/16, scoring in the latter... Started all 10 games in which he appeared for the U.S. U-20s in 2007, scoring one goal and registering five assists... At the U-20 World Cup in Canada, helped lead the U.S. to an impressive 3-1-1 record in a five-game run to the quarterfinals, where the squad was eliminated by Austria in overtime, 2-1... Finished the tournament with two assists, while starting all five matches... Started all three games of the CONCACAF Qualifying Tournament for the 2007 FIFA U-20 World Cup... Contributed two assists in win over Haiti on 1/17 and tallied a goal and an assist in win over Panama on 1/21... 2006: Played in five international games for the U-20s, scoring two goals and registering one assist... Scored opening goal of a 2-1 win in a friendly against Canada... Scored opening goal of a 2-2 draw against Denmark in the 2006 Milk Cup... 2005: Played in nine U-20 matches, all as a reserve... Was battling an injury, which hampered him... 2004: Played with both the U-18s and U-20s... Registered his first point for the U-20s, with an assist... Had a total of eight appearances with the U-18s over two years, starting five times... Didn't play in any internationals with the U-18s... 2002: Was a member of U.S. Soccer's full-time Residency Program for one semester in the Fall of 2002.

COLLEGE

Spent one year at the University of Maryland, where he helped the Terrapins to the 2005 NCAA championship, along with current Crew teammate Jason Garey... Started 20 of the 22 matches in which he saw action, scoring seven goals and registering five assists for a total of 19 points... Earned honorable mention on the SoccerTimes.com Men's All-American team... Selected to ACC All-Conference Freshman team, Top Drawer Soccer Rookie Team of the Year, Soccer America All-Freshman second team, and College Soccer News All-Freshmen third team.

YOUTH

Was a two-time Parade High School All-American at Mater Dei High School in California.

REGULAR-SEASON GAME HIGHS:

| | |
|------------------------|---|
| Goals | 2, 3 times, last: May 10, 2008, CLB at SJ |
| Assists | 2, July 30, 2011, CLB at RSL |
| Shots on Goal | 4, Mar. 29, 2008, CLB vs. TOR |
| Shots | 6, 4 times, last: July 7, 2013, LA vs. DAL |
| Fouls Committed | 4, June 6, 2009, CLB at KC |
| Fouls Suffered | 6, 4 times, last: Sept. 27, 2008, CLB at NE |



sponsored by HERBALIFE.


| YEAR | TEAM | GP | GS | MIN | G | A | SHT | SOG | FC | FS | OFF | CK | C | E |
|---------------|-------------|------------|------------|--------------|-----------|-----------|------------|-----------|------------|------------|-----------|-----------|----------|----------|
| 2007 | Columbus | 10 | 6 | 598 | 3 | 1 | 15 | 6 | 10 | 12 | 5 | 0 | 0 | 0 |
| 2008 | Columbus | 27 | 26 | 2334 | 6 | 3 | 70 | 33 | 30 | 73 | 9 | 33 | 2 | 0 |
| 2009 | Columbus | 22 | 20 | 1709 | 1 | 5 | 37 | 13 | 24 | 41 | 4 | 17 | 2 | 0 |
| 2010 | Columbus | 20 | 17 | 1547 | 1 | 0 | 40 | 9 | 17 | 31 | 12 | 3 | 1 | 0 |
| 2011 | Columbus | 27 | 24 | 2218 | 2 | 7 | 36 | 11 | 27 | 50 | 7 | 1 | 2 | 0 |
| 2013 | Los Angeles | 11 | 7 | 602 | 0 | 1 | 18 | 6 | 12 | 16 | 1 | 6 | 0 | 0 |
| 2014 | Los Angeles | 19 | 15 | 1372 | 0 | 2 | 13 | 4 | 24 | 14 | 2 | 0 | 2 | 0 |
| Totals | | 136 | 115 | 10380 | 13 | 19 | 229 | 82 | 144 | 237 | 40 | 60 | 9 | 0 |

| YEAR | POSTSEASON | GP | GS | MIN | G | A | SHT | SOG | FC | FS | OFF | CK | C | E |
|---------------|-------------|-----------|-----------|-------------|----------|----------|-----------|----------|-----------|-----------|----------|----------|----------|----------|
| 2008 | Columbus | 4 | 4 | 358 | 1 | 0 | 8 | 3 | 8 | 3 | 1 | 0 | 1 | 0 |
| 2009 | Columbus | 2 | 1 | 111 | 0 | 0 | 1 | 0 | 1 | 1 | 0 | 3 | 0 | 0 |
| 2010 | Columbus | 2 | 2 | 180 | 1 | 0 | 6 | 3 | 0 | 3 | 3 | 0 | 1 | 0 |
| 2011 | Columbus | 1 | 1 | 90 | 0 | 0 | 2 | 0 | 1 | 0 | 1 | 0 | 0 | 0 |
| 2013 | Los Angeles | 2 | 2 | 136 | 0 | 0 | 6 | 0 | 2 | 3 | 0 | 0 | 0 | 0 |
| 2014 | Los Angeles | 5 | 5 | 435 | 0 | 1 | 5 | 1 | 4 | 7 | 0 | 0 | 2 | 0 |
| Totals | | 16 | 15 | 1310 | 2 | 1 | 28 | 7 | 16 | 17 | 5 | 3 | 4 | 0 |

| OPPONENT | GP | GS | MIN | G | A | SHT | SOG | FC | FS | OFF | CK | C | E |
|----------------|----|----|-----|---|---|-----|-----|----|----|-----|----|---|---|
| Chicago | 9 | 6 | 650 | 0 | 3 | 10 | 4 | 7 | 19 | 4 | 2 | 0 | 0 |
| Chivas USA | 11 | 10 | 926 | 2 | 0 | 18 | 3 | 7 | 18 | 7 | 4 | 0 | 0 |
| Columbus | 2 | 2 | 142 | 0 | 0 | 2 | 0 | 2 | 2 | 0 | 0 | 0 | 0 |
| Colorado | 4 | 4 | 336 | 0 | 1 | 6 | 3 | 3 | 4 | 0 | 0 | 0 | 0 |
| FC Dallas | 11 | 8 | 777 | 0 | 3 | 19 | 5 | 16 | 14 | 3 | 3 | 0 | 0 |
| D.C. United | 7 | 5 | 500 | 3 | 0 | 13 | 7 | 4 | 10 | 2 | 7 | 0 | 0 |
| Houston | 8 | 7 | 590 | 0 | 0 | 10 | 6 | 9 | 12 | 2 | 0 | 1 | 0 |
| Sporting KC | 9 | 8 | 676 | 2 | 3 | 21 | 7 | 9 | 27 | 0 | 0 | 1 | 0 |
| Los Angeles | 6 | 6 | 537 | 0 | 0 | 15 | 7 | 8 | 11 | 3 | 4 | 2 | 0 |
| Montreal | 1 | 0 | 45 | 0 | 0 | 1 | 1 | 0 | 1 | 0 | 0 | 0 | 0 |
| New England | 9 | 8 | 728 | 2 | 3 | 16 | 5 | 11 | 26 | 5 | 6 | 1 | 0 |
| New York | 7 | 5 | 433 | 1 | 0 | 12 | 7 | 8 | 12 | 5 | 9 | 0 | 0 |
| Philadelphia | 3 | 3 | 270 | 0 | 1 | 4 | 0 | 2 | 3 | 2 | 1 | 0 | 0 |
| Portland | 6 | 6 | 499 | 0 | 1 | 6 | 0 | 5 | 5 | 0 | 4 | 0 | 0 |
| Real Salt Lake | 8 | 6 | 542 | 0 | 2 | 9 | 1 | 8 | 8 | 0 | 6 | 1 | 0 |
| Seattle | 10 | 9 | 811 | 0 | 0 | 15 | 3 | 16 | 15 | 0 | 0 | 1 | 0 |
| San Jose | 13 | 11 | 995 | 3 | 1 | 24 | 10 | 19 | 29 | 3 | 4 | 2 | 0 |
| Toronto FC | 10 | 9 | 743 | 0 | 1 | 25 | 11 | 7 | 14 | 3 | 10 | 0 | 0 |
| Vancouver | 2 | 2 | 180 | 0 | 0 | 3 | 2 | 3 | 7 | 1 | 0 | 0 | 0 |

| MONTH | GP | GS | MIN | G | A | SHT | SOG | FC | FS | OFF | CK | C | E |
|-----------|----|----|------|---|---|-----|-----|----|----|-----|----|---|---|
| March | 5 | 4 | 304 | 1 | 0 | 12 | 7 | 7 | 7 | 5 | 0 | 0 | 0 |
| April | 15 | 13 | 1098 | 3 | 1 | 28 | 8 | 10 | 28 | 8 | 3 | 1 | 0 |
| May | 21 | 18 | 1642 | 4 | 1 | 41 | 16 | 23 | 38 | 5 | 5 | 2 | 0 |
| June | 22 | 19 | 1726 | 1 | 2 | 41 | 14 | 26 | 39 | 8 | 10 | 1 | 0 |
| July | 22 | 18 | 1686 | 0 | 4 | 37 | 11 | 25 | 38 | 3 | 4 | 1 | 0 |
| August | 17 | 13 | 1244 | 1 | 6 | 16 | 5 | 15 | 24 | 3 | 7 | 0 | 0 |
| September | 15 | 14 | 1250 | 1 | 4 | 25 | 11 | 19 | 38 | 2 | 20 | 3 | 0 |
| October | 19 | 16 | 1430 | 2 | 1 | 29 | 10 | 19 | 25 | 6 | 11 | 1 | 0 |

BRIAN ROWE



PRONUNCIATION: Row
POSITION: Goalkeeper
HEIGHT: 6' 1"
WEIGHT: 185 lbs.
JERSEY NUMBER: 12
BIRTH DATE: 11-16-1988
BIRTHPLACE: Chicago, IL
LAST CLUB: --
STATUS: Senior Roster spot
HOW ACQUIRED: Signed by the Galaxy on July 13, 2012.

MLS HIGHLIGHTS

2014: Rowe filled in for goalkeeper Jaime Penedo, who was with Panama on international duty, and went undefeated in three starts while recording 13 saves. He also contributed to Galaxy II in USL PRO, playing in five matches during Los Dos' inaugural season.

2013: Earned his first MLS appearance on April 27 against Real Salt Lake and recorded seven saves in a 0-0 draw at Rio Tinto Stadium. Started in four total matches, making 14 saves and earning two shutouts.

2012: Rowe was selected by Chivas USA in the second round of the 2012 MLS Supplemental Draft and later signed a contract as an MLS League Pool goalkeeper. He briefly trained with the Galaxy in early-May, serving as the backup goalkeeper for the 2-0 loss at Seattle on May 2 and the 1-0 loss at home to New York three days later, as well as the 1-1 draw with San Jose in the Reserve League. In addition to his time with the Galaxy, Rowe also appeared in a pair of Reserve League games for the Portland Timbers, helping them to road wins over Seattle and Vancouver while keeping a clean sheet in each game.

COLLEGE HIGHLIGHTS

He spent four seasons at UCLA, starting all 44 games that the club played during the 2010 and 2011 seasons, keeping 20 clean sheets in that time. A native of Eugene, Ore., Rowe finished his UCLA career with a 37-8-5 record, a 0.91 goals against average and 21 shutouts as the Bruins reached the quarterfinals of the NCAA Tournament in each of the past three seasons.

REGULAR-SEASON GAME HIGHS:

Goals Allowed 3, June 8, 2013, LA at RSL
Saves 7, Apr. 27, 2013, LA at RSL

| YEAR | TEAM | GP | GS | MIN | SOG | SV | SHO | GA | GAA | PK | PKA | W | L | T |
|---------------|-------------|----------|----------|------------|-----------|-----------|----------|----------|-------------|----------|----------|----------|----------|----------|
| 2013 | Los Angeles | 4 | 4 | 360 | 19 | 14 | 2 | 4 | 1.00 | 0 | 0 | 2 | 2 | 0 |
| 2014 | Los Angeles | 3 | 3 | 270 | 13 | 10 | 1 | 3 | 1.00 | 0 | 0 | 1 | 0 | 2 |
| Totals | | 7 | 7 | 630 | 32 | 24 | 3 | 7 | 1.00 | 0 | 0 | 3 | 2 | 2 |

| OPPONENT | GP | GS | MIN | SOG | SV | SHO | GA | GAA | PK | PKA | W | L | T |
|----------------|----|----|-----|-----|----|-----|----|------|----|-----|---|---|---|
| Colorado | 2 | 2 | 180 | 9 | 8 | 1 | 1 | 0.50 | 0 | 0 | 1 | 1 | 0 |
| Montreal | 2 | 2 | 180 | 7 | 5 | 1 | 2 | 1.00 | 0 | 0 | 1 | 0 | 1 |
| Real Salt Lake | 2 | 2 | 180 | 13 | 9 | 1 | 3 | 1.50 | 0 | 0 | 1 | 1 | 0 |
| San Jose | 1 | 1 | 90 | 3 | 2 | 0 | 1 | 1.00 | 0 | 0 | 0 | 0 | 1 |

| MONTH | GP | GS | MIN | SOG | SV | SHO | GA | GAA | PK | PKA | W | L | T |
|-----------|----|----|-----|-----|----|-----|----|------|----|-----|---|---|---|
| April | 1 | 1 | 90 | 8 | 7 | 1 | 0 | 0.00 | 0 | 0 | 1 | 0 | 0 |
| June | 1 | 1 | 90 | 5 | 2 | 0 | 3 | 3.00 | 0 | 0 | 0 | 1 | 0 |
| September | 4 | 4 | 360 | 17 | 13 | 1 | 4 | 1.00 | 0 | 0 | 1 | 1 | 2 |
| October | 1 | 1 | 90 | 2 | 2 | 1 | 0 | 0.00 | 0 | 0 | 1 | 0 | 0 |

CHARLIE RUGG



sponsored by HERBALIFE



PRONUNCIATION: Rug
POSITION: Forward
HEIGHT: 6'
WEIGHT: 175 lbs.
JERSEY NUMBER: 27
BIRTH DATE: 10-02-1990
BIRTHPLACE: Roslindale, MA
LAST CLUB: --
STATUS: Senior Roster spot
HOW ACQUIRED: Selected by the Galaxy in the first round (19th overall) of the 2013 MLS SuperDraft.

MLS HIGHLIGHTS

2014: Rugg did not record any MLS minutes during the 2014 season, but was a key piece for Galaxy II in USL PRO as he helped lead the club to a semifinal berth in the USL Playoffs.

2013: Rugg made his MLS debut and for LA Galaxy on April 27 as one of the starting eleven against Real Salt Lake. On the 12th minute, the rookie completed his first career goal, and led the Galaxy to a 2-0 victory in Utah. Rugg started two games out of his four appearances, tallying one goal in his rookie season.

COLLEGE HIGHLIGHTS

2012: Served as one of four team captains for Boston College... named to the All-ACC First Team... earned TopDrawerSoccer.com National Player of the Week and ACC Player of the Week award on October 2.

2011: Named to the All-ACC First Team and the ACC Championship All-Tournament Team ... was also a two-time ACC Player of the Week.

2010: One of three players to start all 20 matches ... All-ACC First Team honoree.

2009: Played in 22 games, including all eight ACC contests ... earned All-ACC Freshmen Team accolades.

YOUTH

Earned 2008 NSCAA/adidas High School All-America honors; also earned NSCAA/adidas Massachusetts Player of the Year honors as a senior forward at The Rivers School ... also gained Gatorade Massachusetts Player of the Year honors in 2008-09

Played for FC Greater Boston Bolts and the FC Blazers. He also competed in Massachusetts Olympic Development Program

REGULAR-SEASON GAME HIGHS:

| | |
|------------------------|---|
| Goals | 1, Apr. 27, 2013, LA at RSL |
| Assists | 0 |
| Shots on Goal | 1, Apr. 27, 2013, LA at RSL |
| Shots | 1, 2 times, last: May 5, 2013, LA vs. HOU |
| Fouls Committed | 2, June 2, 2013, LA at NE |
| Fouls Suffered | 1, Sept. 7, 2013, LA vs. COL |



CHARLIE RUGG CONT.

| YEAR | TEAM | GP | GS | MIN | G | A | SHT | SOG | FC | FS | OFF | CK | C | E |
|------|-------------|----|----|-----|---|---|-----|-----|----|----|-----|----|---|---|
| 2013 | Los Angeles | 4 | 2 | 151 | 1 | 0 | 2 | 1 | 3 | 1 | 2 | 0 | 0 | 0 |

| OPPONENT | GP | GS | MIN | G | A | SHT | SOG | FC | FS | OFF | CK | C | E |
|----------------|----|----|-----|---|---|-----|-----|----|----|-----|----|---|---|
| Colorado | 1 | 0 | 23 | 0 | 0 | 0 | 0 | 1 | 1 | 1 | 0 | 0 | 0 |
| Houston | 1 | 1 | 55 | 0 | 0 | 1 | 0 | 0 | 0 | 0 | 0 | 0 | 0 |
| New England | 1 | 0 | 2 | 0 | 0 | 0 | 0 | 2 | 0 | 0 | 0 | 0 | 0 |
| Real Salt Lake | 1 | 1 | 71 | 1 | 0 | 1 | 1 | 0 | 0 | 1 | 0 | 0 | 0 |

| MONTH | GP | GS | MIN | G | A | SHT | SOG | FC | FS | OFF | CK | C | E |
|-----------|----|----|-----|---|---|-----|-----|----|----|-----|----|---|---|
| April | 1 | 1 | 71 | 1 | 0 | 1 | 1 | 0 | 0 | 1 | 0 | 0 | 0 |
| May | 1 | 1 | 55 | 0 | 0 | 1 | 0 | 0 | 0 | 0 | 0 | 0 | 0 |
| June | 1 | 0 | 2 | 0 | 0 | 0 | 0 | 2 | 0 | 0 | 0 | 0 | 0 |
| September | 1 | 0 | 23 | 0 | 0 | 0 | 0 | 1 | 1 | 1 | 0 | 0 | 0 |



OSCAR SORTO



sponsored by HERBALIFE



PRONUNCIATION: Sore-toe

POSITION: Defender

HEIGHT: 5' 8"

WEIGHT: 155 lbs.

JERSEY NUMBER: 36

BIRTH DATE: 08-08-1994

BIRTHPLACE: Los Angeles, CA

LAST CLUB: --

STATUS: Homegrown Player

HOW ACQUIRED: Signed by the Galaxy as a Homegrown player on December 11, 2012.

A member of the LA Galaxy Academy's U-18 team that captured the 2011-12 SoCal Division title, Sorto was the first defender to be signed directly from the Galaxy Academy and fourth player overall. Sorto trained with the Galaxy first team for most of the 2012 season and appeared in seven MLS Reserve League games in addition to his play with the Galaxy U-18's prior to signing.

MLS HIGHLIGHTS

2014: Sorto made his debut on April 6 against Chivas USA at StubHub Center, entering the match in the 75th minute in place of Todd Dunivant in the Galaxy's 3-0 victory over their Southern California rivals. Additionally, Sorto was loaned to Galaxy II in USL for much of the season, where he received regular minutes and helped the club finish third place during the regular season en route to reaching the semifinals of the USL Playoffs.

2013: Sorto did not appear in any MLS matches for the Galaxy in his first season with the club.

INTERNATIONAL HIGHLIGHTS

Sorto received his first call up to the senior USMNT National Team in January 2014 under Jurgen Klinsmann along with teammate Gyasi Zardes. Sorto has also represented the U.S. on the U-23 and U-20 level.

YOUTH

Sorto, who graduated from Manual Arts High School in June, joined the Galaxy Academy ahead of the start of the 2011/12 U.S. Soccer Development Academy season and played in 24 games for the Galaxy U-18's that year, scoring one goal while leading the team to a 21-5-4 record and a berth in the Development Academy playoffs. Capable of playing anywhere in defense, Sorto was named to the Western Conference U-18 Academy Starting XI Team— joining Galaxy teammate Jose Villarreal on the squad.

After the Academy season was completed in July that year, Sorto traveled to Sweden to train with Hammarby of the Swedish Superettan, who were coached by former Galaxy defender Gregg Berhalter. Sorto trained with Hammarby for two weeks and played in two games with their U-21 squad. In April, he accepted a scholarship offer to attend Cal State University, Bakersfield before electing to pursue a professional contract.

Prior to joining the Galaxy Academy, Sorto played for Pateadores, a club based in Costa Mesa, Calif., helping their U-18 squad win the Development Academy National Championship for the 2010/11 season. He played in 31 games for the club's U-16's and U-18's that season, making 27 starts and scoring three goals while earning a berth on the Development Academy U-16 Starting XI, which was made up of the best players at their position from around the nation, and the West Conference Starting XI.

REGULAR-SEASON GAME HIGHS:

| | |
|-----------------|---|
| Goals | 0 |
| Assists | 0 |
| Shots on Goal | 0 |
| Shots | 0 |
| Fouls Committed | 0 |
| Fouls Suffered | 0 |



OSCAR SORTO CONT.

| YEAR | TEAM | GP | GS | MIN | G | A | SHT | SOG | FC | FS | OFF | CK | C | E |
|------|-------------|----|----|-----|---|---|-----|-----|----|----|-----|----|---|---|
| 2014 | Los Angeles | 1 | 0 | 15 | 0 | 0 | 0 | 0 | 0 | 0 | 0 | 0 | 0 | 0 |

| OPPONENT | GP | GS | MIN | G | A | SHT | SOG | FC | FS | OFF | CK | C | E |
|------------|----|----|-----|---|---|-----|-----|----|----|-----|----|---|---|
| Chivas USA | 1 | 0 | 15 | 0 | 0 | 0 | 0 | 0 | 0 | 0 | 0 | 0 | 0 |

| MONTH | GP | GS | MIN | G | A | SHT | SOG | FC | FS | OFF | CK | C | E |
|-------|----|----|-----|---|---|-----|-----|----|----|-----|----|---|---|
| April | 1 | 0 | 15 | 0 | 0 | 0 | 0 | 0 | 0 | 0 | 0 | 0 | 0 |





sponsored by HERBALIFE.

MIKA VAYRYNEN



PRONUNCIATION: Meek-ah VAY-rye-nen

POSITION: Midfielder

HEIGHT: 6-0

WEIGHT: 154 lbs.

JERSEY NUMBER: 3

BIRTH DATE: 12-28-1981

BIRTHPLACE: Eskilstuna, Sweden

LAST CLUB: HJK Helsinki

STATUS: International

HOW ACQUIRED: Signed by the Galaxy March 6, 2015.

Signed with the Galaxy on March 6, 2015 after playing his professional career in Europe, including time spent in England, Netherlands and Finland.

MLS HIGHLIGHTS

2015: Vayrynen joined the Galaxy ahead of the 2015 season in his first year playing in MLS.

INTERNATIONAL HIGHLIGHTS

A Finnish International, Vayrynen made his Finland debut in 2002 in a match against South Korea. Since then, he has amassed 59 international appearances while notching five goals while playing in various UEFA Euro Qualifying matches and FIFA World Cup Qualifying matches.



JOSE VILLARREAL



PRONUNCIATION: Vee-yuh-ray-al

POSITION: Forward

HEIGHT: 5' 8"

WEIGHT: 160 lbs.

JERSEY NUMBER: 5

BIRTH DATE: 09-10-1993

BIRTHPLACE: Inglewood, CA

LAST CLUB: --

STATUS: Homegrown Player

HOW ACQUIRED: Signed by the Galaxy as a Homegrown player on December 22, 2011.

The club's second Homegrown signing, the talented forward is one of the brightest attacking prospects in MLS.

MLS HIGHLIGHTS

2014: Returned from Cruz Azul during the 2014 season and earned minutes with Galaxy II in USL before seeing first team minutes with the Galaxy. After joining midway through the season, Villarreal made five MLS appearances while contributing regularly to Los Dos in USL.

2013: Built off of his first season as a professional by making 22 appearances during the MLS Regular Season, in addition to making an appearance in the MLS Cup Playoffs. Villarreal scored two goals and notched an assist as he emerged as one of the League's brightest young prospects. Was loaned to Mexican club Cruz Azul before the 2014 season.

2012: Made his MLS debut July 14 against Portland in a 5-3 victory. Scored a game-tying goal in just his second match. Went on to make 10 total appearances in his first season with the Galaxy's first team, scoring one goal and adding an assist.

ACADEMY HIGHLIGHTS

2011: Officially joined the Galaxy Academy U-18's ahead of the start of the 2011-12 season. He scored three times in six games for the team before signing with the first team as a Homegrown player. Prior to joining the Galaxy, Villarreal, whose brother plays for the club's U-16 team, helped lead Pateadores to the 2011 U.S. Soccer Development Academy National Championship, scoring 20 goals in 31 games for the club. Prior to joining Pateadores, Villarreal represented South Bay Force, a partner club of the Galaxy Academy.

INTERNATIONAL HIGHLIGHTS

Played for the U.S. Under-18 National Team at the 2011 Milk Cup in Northern Ireland in July, tallying one assist while starting all three games at the tournament. He was called into the Under-23 National Team in November 2011 for a camp in Germany, playing in a friendly with Azerbaijan. He trained with the U.S. Under-20 National Team in Florida prior to the start of the Galaxy preseason in January 2012.

REGULAR-SEASON GAME HIGHS:

| | |
|------------------------|--|
| Goals | 1, 3 times, last: July 20, 2013, LA vs. VAN |
| Assists | 1, 2 times, last: May 11, 2013, LA at VAN |
| Shots on Goal | 3, Mar. 23, 2013, LA vs. COL |
| Shots | 6, 2 times, last: July 20, 2013, LA vs. VAN |
| Fouls Committed | 3, 4 times, last: Oct. 16, 2013, LA vs. MTL |
| Fouls Suffered | 3, 3 times, last: Sept. 21, 2013, LA vs. SEA |



sponsored by HERBALIFE.

JOSE VILLARREAL CONT.

| YEAR | TEAM | GP | GS | MIN | G | A | SHT | SOG | FC | FS | OFF | CK | C | E |
|--------|-------------|----|----|------|---|---|-----|-----|----|----|-----|----|---|---|
| 2012 | Los Angeles | 10 | 0 | 122 | 1 | 1 | 3 | 2 | 7 | 2 | 0 | 0 | 1 | 0 |
| 2013 | Los Angeles | 22 | 12 | 1109 | 2 | 1 | 37 | 12 | 22 | 20 | 1 | 11 | 0 | 0 |
| 2014 | Los Angeles | 5 | 0 | 19 | 0 | 0 | 0 | 0 | 2 | 3 | 1 | 0 | 0 | 0 |
| Totals | | 37 | 12 | 1250 | 3 | 2 | 40 | 14 | 31 | 25 | 2 | 11 | 1 | 0 |

| YEAR | POSTSEASON | GP | GS | MIN | G | A | SHT | SOG | FC | FS | OFF | CK | C | E |
|--------|-------------|----|----|-----|---|---|-----|-----|----|----|-----|----|---|---|
| 2012 | Los Angeles | 1 | 0 | 6 | 0 | 0 | 0 | 0 | 0 | 0 | 0 | 0 | 0 | 0 |
| 2013 | Los Angeles | 1 | 0 | 15 | 0 | 0 | 2 | 0 | 1 | 0 | 0 | 0 | 0 | 0 |
| Totals | | 2 | 0 | 21 | 0 | 0 | 2 | 0 | 1 | 0 | 0 | 0 | 0 | 0 |

| OPPONENT | GP | GS | MIN | G | A | SHT | SOG | FC | FS | OFF | CK | C | E |
|----------------|----|----|-----|---|---|-----|-----|----|----|-----|----|---|---|
| Chivas USA | 2 | 1 | 65 | 0 | 0 | 3 | 1 | 2 | 3 | 0 | 0 | 0 | 0 |
| Columbus | 2 | 0 | 43 | 0 | 0 | 1 | 1 | 2 | 2 | 0 | 0 | 0 | 0 |
| Colorado | 3 | 3 | 222 | 0 | 0 | 10 | 5 | 2 | 2 | 1 | 4 | 0 | 0 |
| FC Dallas | 4 | 0 | 88 | 0 | 1 | 0 | 0 | 2 | 2 | 1 | 0 | 0 | 0 |
| D.C. United | 2 | 0 | 49 | 0 | 0 | 1 | 0 | 0 | 0 | 0 | 0 | 0 | 0 |
| Houston | 1 | 1 | 73 | 0 | 0 | 2 | 0 | 0 | 2 | 0 | 0 | 0 | 0 |
| Montreal | 2 | 1 | 84 | 0 | 0 | 3 | 0 | 3 | 1 | 0 | 1 | 0 | 0 |
| New England | 1 | 0 | 30 | 0 | 0 | 0 | 0 | 1 | 1 | 0 | 0 | 0 | 0 |
| New York | 1 | 1 | 61 | 0 | 0 | 0 | 0 | 1 | 3 | 0 | 0 | 0 | 0 |
| Philadelphia | 1 | 1 | 72 | 0 | 0 | 3 | 1 | 3 | 1 | 0 | 0 | 0 | 0 |
| Portland | 3 | 0 | 19 | 0 | 0 | 0 | 0 | 0 | 1 | 0 | 0 | 0 | 0 |
| Real Salt Lake | 3 | 1 | 77 | 0 | 0 | 5 | 2 | 0 | 1 | 0 | 0 | 0 | 0 |
| Seattle | 5 | 1 | 122 | 0 | 0 | 3 | 0 | 3 | 4 | 0 | 4 | 0 | 0 |
| San Jose | 2 | 0 | 11 | 0 | 0 | 0 | 0 | 2 | 1 | 0 | 0 | 0 | 0 |
| Toronto FC | 1 | 0 | 20 | 1 | 0 | 1 | 1 | 1 | 0 | 0 | 0 | 0 | 0 |
| Vancouver | 4 | 2 | 214 | 2 | 1 | 8 | 3 | 9 | 1 | 0 | 2 | 1 | 0 |

| MONTH | GP | GS | MIN | G | A | SHT | SOG | FC | FS | OFF | CK | C | E |
|-----------|----|----|-----|---|---|-----|-----|----|----|-----|----|---|---|
| March | 3 | 2 | 151 | 1 | 0 | 10 | 5 | 3 | 4 | 0 | 0 | 0 | 0 |
| April | 1 | 0 | 34 | 0 | 0 | 0 | 0 | 0 | 1 | 0 | 0 | 0 | 0 |
| May | 5 | 4 | 313 | 0 | 1 | 6 | 2 | 7 | 6 | 0 | 0 | 0 | 0 |
| June | 2 | 1 | 101 | 0 | 0 | 3 | 1 | 1 | 1 | 0 | 0 | 0 | 0 |
| July | 7 | 2 | 236 | 2 | 0 | 8 | 2 | 8 | 3 | 0 | 3 | 1 | 0 |
| August | 6 | 0 | 61 | 0 | 1 | 2 | 2 | 2 | 1 | 0 | 0 | 0 | 0 |
| September | 7 | 2 | 249 | 0 | 0 | 6 | 2 | 6 | 6 | 1 | 6 | 0 | 0 |
| October | 6 | 1 | 105 | 0 | 0 | 5 | 0 | 4 | 3 | 1 | 2 | 0 | 0 |

KENNEY WALKER



PRONUNCIATION: Walk-err

POSITION: Midfielder

HEIGHT: 5' 9"

WEIGHT: 170 lbs.

JERSEY NUMBER: 34

BIRTH DATE: 12-23-1988

BIRTHPLACE: Cleveland, OH

LAST CLUB: --

STATUS: Senior Roster spot

HOW ACQUIRED: Selected by the Galaxy in the second round (38th overall) of the 2012 MLS SuperDraft.

Powerful and composed in central midfield, Walker joined the Galaxy after a successful college career at Louisville.

MLS HIGHLIGHTS

2014: Enjoyed his best year professionally, earning four starts in eight appearances as he emerged as an option in the central midfield in the 4-4-2 formation. In matches he appeared in, the Galaxy went 5-2-1. He went the full 90 minutes twice during the season.

2013: Walker did not record any minutes during the 2013 season.

2012: Walker made his MLS debut on the road against Houston when he was in the starting XI. He was replaced at halftime by Michael Stephens.

COLLEGE HIGHLIGHTS

2011: Set career-highs with 23 games played and started, as well as five goals to go along with six assists to earn second team All-BIG EAST honors. He tallied assists in three of the first four games of the season before scoring his first goal of the year on 9/21 at Ohio State. That goal was the only one of the game as Louisville won 1-0. Walker then registered the first multi-goal game of his career, scoring twice in a 3-2 win at Indiana, including the game-winner in overtime. He later added goals against Cincinnati and Bradley, with that goal coming in the NCAA Tournament. Louisville were 9-1-0 when Walker had a goal or an assist, including a 2-0-0 mark in the NCAA Tournament when he had a goal and an assist.

2010: Appeared in 21 games while making 19 starts as he earned third team All-BIG EAST honors. He set a career-high with seven assists, which were tied for the most on the team. He had his first multi-assist game in a 5-0 win over Appalachian State, setting up a pair of goals, while also scoring against BIG EAST rivals Providence and South Florida. However, he was forced to miss the first two games of the NCAA Tournament because of an injury that he picked up at the BIG EAST tournament, limiting his production during the run to the College Cup Final.

2009: Returned from injury to score twice and add five assists while starting all 18 games that he played in. Used in midfield and defense, he had two goals and three assists in a five-game span from 9/27-10/14, scoring in a 6-0 win over DePaul and in a 4-0 win over Syracuse. Louisville were 5-0-1 when he had a goal or an assist, outscoring opponents 20-3 in those contests. A BIG EAST All-Tournament Team selection, Walker's five assists were second on the team while he also helped the team set a school record with 13 assists.

2008: Redshirted after breaking two bones in his left foot ahead of the start of the season.

2007: Started 20 of the 22 games that he appeared in as a freshman, tallying an assist in a 4-2 win over Kentucky. That was his first career assist and came in his third collegiate game. Walker was one of two freshmen to play in all 22 of the Cardinals games that year.

REGULAR-SEASON GAME HIGHS:

| | |
|-----------------|--|
| Goals | 0 |
| Assists | 0 |
| Shots on Goal | 0 |
| Shots | 1, 2 times, last: July 16, 2014, LA vs. NE |
| Fouls Committed | 2, June 1, 2014, LA at CHI |
| Fouls Suffered | 2, 2 times, last: July 16, 2014, LA vs. NE |



sponsored by HERBALIFE.

KENNEY WALKER CONT.

| YEAR | TEAM | GP | GS | MIN | G | A | SHT | SOG | FC | FS | OFF | CK | C | E |
|---------------|-------------|----------|----------|------------|----------|----------|----------|----------|----------|----------|----------|----------|----------|----------|
| 2012 | Los Angeles | 1 | 1 | 45 | 0 | 0 | 0 | 0 | 1 | 0 | 0 | 0 | 0 | 0 |
| 2014 | Los Angeles | 8 | 4 | 329 | 0 | 0 | 2 | 0 | 5 | 6 | 0 | 0 | 0 | 0 |
| Totals | | 9 | 5 | 374 | 0 | 0 | 2 | 0 | 6 | 6 | 0 | 0 | 0 | 0 |

| OPPONENT | GP | GS | MIN | G | A | SHT | SOG | FC | FS | OFF | CK | C | E |
|----------------|----|----|-----|---|---|-----|-----|----|----|-----|----|---|---|
| Chicago | 1 | 1 | 90 | 0 | 0 | 0 | 0 | 2 | 0 | 0 | 0 | 0 | 0 |
| FC Dallas | 2 | 1 | 96 | 0 | 0 | 1 | 0 | 1 | 1 | 0 | 0 | 0 | 0 |
| Houston | 1 | 1 | 45 | 0 | 0 | 0 | 0 | 1 | 0 | 0 | 0 | 0 | 0 |
| Sporting KC | 1 | 0 | 6 | 0 | 0 | 0 | 0 | 0 | 0 | 0 | 0 | 0 | 0 |
| New England | 1 | 1 | 71 | 0 | 0 | 1 | 0 | 1 | 2 | 0 | 0 | 0 | 0 |
| Philadelphia | 1 | 1 | 64 | 0 | 0 | 0 | 0 | 1 | 2 | 0 | 0 | 0 | 0 |
| Real Salt Lake | 1 | 0 | 1 | 0 | 0 | 0 | 0 | 0 | 0 | 0 | 0 | 0 | 0 |
| Seattle | 1 | 0 | 1 | 0 | 0 | 0 | 0 | 0 | 1 | 0 | 0 | 0 | 0 |

| MONTH | GP | GS | MIN | G | A | SHT | SOG | FC | FS | OFF | CK | C | E |
|---------|----|----|-----|---|---|-----|-----|----|----|-----|----|---|---|
| May | 3 | 3 | 199 | 0 | 0 | 1 | 0 | 3 | 3 | 0 | 0 | 0 | 0 |
| June | 1 | 1 | 90 | 0 | 0 | 0 | 0 | 2 | 0 | 0 | 0 | 0 | 0 |
| July | 4 | 1 | 79 | 0 | 0 | 1 | 0 | 1 | 3 | 0 | 0 | 0 | 0 |
| October | 1 | 0 | 6 | 0 | 0 | 0 | 0 | 0 | 0 | 0 | 0 | 0 | 0 |



GYASI ZARDES



PRONUNCIATION: JAH-see ZAR-dez

POSITION: Forward

HEIGHT: 6' 2"

WEIGHT: 175 lbs.

JERSEY NUMBER: 11

BIRTH DATE: 09-02-1991

BIRTHPLACE: Hawthorne, CA

LAST CLUB: --

STATUS: Homegrown Player

HOW ACQUIRED: Signed by the Galaxy as a Homegrown player on December 20, 2012.

A native of Hawthorne, California, Zardes had a breakout year in 2014, scoring 16 goals in 32 appearances to establish himself as one of the top forwards in MLS.

MLS HIGHLIGHTS

2014: Enjoyed a breakout year, scoring 16 goals and adding two assists, including six game-winning goals. Formed one of the best forward partnerships in MLS alongside 2014 MLS MVP Robbie Keane as both forwards scored in double digits. Set a Homegrown Player record for goals scored during a single MLS season. Zardes scored the opening goal in the club's 2-1 MLS Cup victory over the New England Revolution to help the Galaxy win their fifth MLS Cup title.

2013: Zardes made his first team debut against Real Salt Lake (4/27/2013), coming on for Jack McBean on the 53rd minute. He scored his first goal on his third first team appearance against Vancouver (5/11/2013). Zardes finished his first season starting in 23 games out of 27 appearances, where he tallied four goals and four assists. Additionally, he started twice in the MLS Playoffs. Zardes' dynamic performance in his rookie year earned him a fourth place finish in MLS Rookie of the Year voting.

COLLEGE HIGHLIGHTS

Zardes sat out the 2009 season at CSU Bakersfield as a redshirt before debuting for the Roadrunners in 2010. After tallying five goals and a team-best seven assists in his first season of college soccer, Zardes burst onto the scene as a sophomore in 2011, scoring 18 times in 20 games while helping lead Bakersfield to a berth in the NCAA Division I Tournament for the first time in school history. His 18 goals that season were the fourth most in Division I college soccer that year and he was selected the Mountain Pacific Sports Federation Player of the Year and a semifinalist for the MAC Hermann Trophy, which is awarded annually to the top player in college soccer.

In 2012, Zardes followed up his breakout season by scoring 15 goals and adding nine assists, each of which were team-highs, in 17 games, while helping the Roadrunners record a winning record for the fourth consecutive season. He had two or more goals in four of his 17 games, including seven goals in a two-game stretch in mid-October.

ACADEMY HIGHLIGHTS

Prior to heading to Bakersfield, Zardes played for the Galaxy Academy U-18's during the 2008-09 and 2009-10 Development Academy seasons, as well as with the Galaxy U-20's in the 2009 and 2010 USL Super-20 campaigns.

INTERNATIONAL HIGHLIGHTS

Earned his first USMNT call up in January 2014 under head coach Jurgen Klinsmann alongside Galaxy teammate Oscar Sorto. After training with the U.S. at StubHub Center, Zardes earned his first cap against Chile after entering the match as a second-half substitution. On Feb. 8, Zardes earned his first start when the Galaxy faced Panama at StubHub Center. Playing on the right side, he put in a stellar performance and notching his first career assist on a Clint Dempsey goal. He was named "Man of the Match."

REGULAR-SEASON GAME HIGHS:

| | |
|------------------------|---|
| Goals | 2, 3 times, last: Sept. 5, 2014, LA vs. COL |
| Assists | 2, Oct. 6, 2013, LA vs. CHV |
| Shots on Goal | 3, 4 times, last: Aug. 27, 2014, LA vs. DC |
| Shots | 8, June 23, 2013, LA at CHV |
| Fouls Committed | 4, Aug. 11, 2013, LA at DAL |
| Fouls Suffered | 4, 3 times, last: Mar. 8, 2014, LA vs. RSL |



sponsored by HERBALIFE.

GYASI ZARDES CONT.

| YEAR | TEAM | GP | GS | MIN | G | A | SHT | SOG | FC | FS | OFF | CK | C | E |
|---------------|-------------|-----------|-----------|-------------|-----------|----------|------------|-----------|-----------|-----------|-----------|----------|----------|----------|
| 2013 | Los Angeles | 27 | 23 | 2170 | 4 | 4 | 78 | 23 | 26 | 31 | 7 | 1 | 1 | 0 |
| 2014 | Los Angeles | 32 | 26 | 2392 | 16 | 2 | 74 | 30 | 13 | 37 | 8 | 2 | 0 | 0 |
| Totals | | 59 | 49 | 4562 | 20 | 6 | 152 | 53 | 39 | 68 | 15 | 3 | 1 | 0 |

| YEAR | POSTSEASON | GP | GS | MIN | G | A | SHT | SOG | FC | FS | OFF | CK | C | E |
|---------------|-------------|----------|----------|------------|----------|----------|-----------|----------|-----------|----------|----------|----------|----------|----------|
| 2013 | Los Angeles | 2 | 2 | 210 | 0 | 0 | 5 | 0 | 4 | 2 | 1 | 1 | 0 | 0 |
| 2014 | Los Angeles | 5 | 5 | 480 | 1 | 0 | 11 | 3 | 6 | 4 | 4 | 0 | 0 | 0 |
| Totals | | 7 | 7 | 690 | 1 | 0 | 16 | 3 | 10 | 6 | 5 | 1 | 0 | 0 |

| OPPONENT | GP | GS | MIN | G | A | SHT | SOG | FC | FS | OFF | CK | C | E |
|----------------|----|----|-----|---|---|-----|-----|----|----|-----|----|---|---|
| Chicago | 1 | 0 | 20 | 0 | 0 | 2 | 0 | 0 | 1 | 0 | 0 | 0 | 0 |
| Chivas USA | 4 | 4 | 357 | 5 | 2 | 16 | 7 | 3 | 2 | 5 | 1 | 0 | 0 |
| Columbus | 2 | 2 | 180 | 1 | 0 | 11 | 3 | 0 | 4 | 0 | 0 | 0 | 0 |
| Colorado | 5 | 4 | 380 | 2 | 0 | 9 | 2 | 0 | 5 | 1 | 1 | 0 | 0 |
| FC Dallas | 5 | 5 | 434 | 1 | 2 | 23 | 6 | 8 | 6 | 1 | 1 | 0 | 0 |
| D.C. United | 2 | 2 | 180 | 0 | 0 | 4 | 3 | 0 | 3 | 0 | 0 | 0 | 0 |
| Houston | 2 | 0 | 67 | 0 | 0 | 4 | 1 | 0 | 1 | 0 | 0 | 0 | 0 |
| Sporting KC | 1 | 1 | 90 | 0 | 0 | 1 | 1 | 0 | 1 | 1 | 0 | 0 | 0 |
| Montreal | 2 | 2 | 179 | 1 | 1 | 6 | 4 | 0 | 2 | 0 | 0 | 0 | 0 |
| New England | 2 | 2 | 178 | 2 | 0 | 6 | 3 | 1 | 5 | 0 | 0 | 0 | 0 |
| New York | 2 | 1 | 110 | 1 | 0 | 5 | 2 | 1 | 1 | 1 | 0 | 0 | 0 |
| Philadelphia | 1 | 1 | 90 | 0 | 0 | 2 | 1 | 1 | 1 | 0 | 0 | 0 | 0 |
| Portland | 6 | 5 | 457 | 1 | 0 | 17 | 6 | 7 | 5 | 0 | 0 | 0 | 0 |
| Real Salt Lake | 5 | 4 | 375 | 1 | 0 | 6 | 2 | 4 | 7 | 2 | 0 | 0 | 0 |
| Seattle | 6 | 6 | 532 | 1 | 0 | 15 | 5 | 4 | 10 | 2 | 0 | 1 | 0 |
| San Jose | 6 | 6 | 521 | 2 | 1 | 13 | 4 | 6 | 10 | 1 | 0 | 0 | 0 |
| Toronto FC | 1 | 1 | 90 | 0 | 0 | 0 | 0 | 1 | 0 | 0 | 0 | 0 | 0 |
| Vancouver | 6 | 3 | 322 | 2 | 0 | 12 | 3 | 3 | 4 | 1 | 0 | 0 | 0 |

| MONTH | GP | GS | MIN | G | A | SHT | SOG | FC | FS | OFF | CK | C | E |
|-----------|----|----|-----|---|---|-----|-----|----|----|-----|----|---|---|
| March | 1 | 1 | 69 | 0 | 0 | 1 | 0 | 0 | 4 | 0 | 0 | 0 | 0 |
| April | 3 | 0 | 66 | 0 | 0 | 2 | 0 | 0 | 1 | 1 | 0 | 0 | 0 |
| May | 9 | 3 | 409 | 2 | 1 | 14 | 5 | 5 | 7 | 1 | 0 | 1 | 0 |
| June | 8 | 7 | 632 | 3 | 0 | 24 | 6 | 6 | 10 | 3 | 0 | 0 | 0 |
| July | 10 | 10 | 899 | 5 | 0 | 34 | 14 | 8 | 14 | 2 | 1 | 0 | 0 |
| August | 11 | 11 | 982 | 5 | 1 | 34 | 12 | 9 | 15 | 5 | 2 | 0 | 0 |
| September | 9 | 9 | 785 | 4 | 1 | 29 | 10 | 4 | 8 | 1 | 0 | 0 | 0 |
| October | 8 | 8 | 720 | 1 | 3 | 14 | 6 | 7 | 9 | 2 | 0 | 0 | 0 |

LA GALAXY II

In 2014, the LA Galaxy announced that the club had formed LA Galaxy II, a professional team that competes in USL PRO, a division of U.S. Soccer below Major League Soccer. The LA Galaxy were the first Major League Soccer club to own and operate a lower division professional team within the club's player development structure.

The first of its kind program in MLS, LA Galaxy II provides playing time and development opportunities for players within the LA Galaxy player development structure. The side offers a 28-game season and will feature LA Galaxy first team players, players signed by Galaxy II and LA Galaxy Academy players.

USL

The USL is the strongest U.S. men's professional soccer league on the field and the most sophisticated one off the field below Major League Soccer (MLS). Focused on league stability and franchise performance longevity, the USL features 24 teams in 2015, including expansion teams in Austin, Charlotte, Colorado Springs, Louisville, Montreal, New York, Portland, Salt Lake City, Seattle, St. Louis, Toronto, Tulsa, and Vancouver. Through aggressive and deliberate growth in adding teams fully capable of meeting USL and US Soccer standards, the USL is building a robust, national professional soccer league in a format that promotes the benefits of regional league play. In 2013 the USL began a groundbreaking partnership with MLS to grow the professional game at all levels in the U.S. and Canada. In addition to league play, USL teams compete in the Lamar Hunt U.S. Open Cup as well as various domestic and international exhibitions. The USL is the longest-standing pro league affiliate member of US Soccer.



sponsored by **HERBALIFE**

LA GALAXY II ROSTER

LA GALAXY II ALPHABETICAL ROSTER

| NO. | PLAYER | POS. | HT. | WT. | DATE OF BIRTH | HOMETOWN | COLLEGE |
|-----|-----------------------|------|-------|-----|---------------|------------------------------|-----------------------------|
| 73 | Adonis Amaya | F | 5'10" | 155 | 11/10/1996 | Westminster, California | -- |
| 63 | Andre Auras | M | 6'0" | 185 | 4/22/1991 | France | -- |
| 58 | Kainoa Bailey | F | 5'8" | 150 | 8/2/1995 | Henderson, Nevada | -- |
| 55 | Jason Bli | D | 5'7" | 154 | 11/2/1993 | Clichy, France | -- |
| 50 | Travis Bowen | F | 6'0" | 175 | 8/4/1989 | Van Nuys, California | Oxnard College |
| 57 | Alejandro Covarrubias | M | 6'1" | 170 | 9/17/1991 | Cudahy, California | Cal State Dominguez Hills |
| 53 | Bradley Diallo | D | 6'0" | 174 | 7/20/1990 | Marseille, France | -- |
| 41 | Clement Diop | GK | 6'1" | 175 | 10/13/1993 | Vitry-Sur-Seine, France | -- |
| 66 | Joe Franco | D | 5'9" | 150 | 1/26/1990 | Monrovia, California | Cal State Northridge |
| 48 | Ryo Fujii | M | 5'10" | 155 | 8/7/1996 | Torrance, California | UCSB |
| 25 | Rafael Garcia* | M | 5-6 | 150 | 12/19/1988 | Canoga Park, California | Cal State Northridge |
| 38 | Bradford Jamieson IV* | F | 6-1 | 165 | 10/18/1996 | Los Angeles, California | -- |
| 46 | Ariel Lassiter | M | 5'10" | 155 | 9/27/1994 | Temecula, California | Cal Poly San Luis Obispo |
| 75 | Eric Lopez | GK | 6'1 | 165 | 3/5/1999 | Westminster, California | -- |
| 15 | Ignacio Maganto* | F | 5-8 | 140 | 01/02/1992 | Madrid, Spain | Iona |
| 32 | Jack McBean* | F | 6-0 | 175 | 12/15/1994 | Newport Beach, California | -- |
| 40 | Raul Mendiola* | F | 5-8 | 150 | 05/18/1994 | Los Angeles, California | -- |
| 59 | Elijah Martin | M | 5'5" | 142 | 7/4/1996 | Fresno, California | -- |
| 72 | Lee Nishanian | D | 6'2" | 180 | 12/28/1991 | Rancho Cucamonga, California | Cal State San Bernardino |
| 51 | Steve Palacios# | M | 6'0" | 160 | 5/20/1993 | San Clemente, California | Cal Poly San Luis Obispo |
| 67 | Dave Romney | D | 6'2" | 175 | 6/12/1993 | Irvine, California | University of San Francisco |
| 64 | Nicholas Shackelford | GK | 6'0" | 180 | 10/13/1990 | Orange, California | St. Louis University |
| 36 | Oscar Sorto* | D | 5-8 | 155 | 08/13/1994 | Los Angeles, California | -- |
| 44 | Daniel Steres | D | 6'0" | 175 | 11/11/1990 | Burbank, California | San Diego State |
| 65 | Jaime Villarreal | F | 5'8" | 140 | 6/23/1995 | Inglewood, California | -- |

COACHING STAFF

Head Coach: Curt Onalfo

Technical Director: Jovan Kirovski

Assistant Coach: Rob Becerra

Team Administrator: Kelly Davila

Goalkeeper Coach: Daniel Gonzalez

Athletic Trainer: Aki Tajima

Strength/Conditioning Coach: Cris Rodriguez

Equipment Manager: Gerson Vargas

CURT ONALFO – LA GALAXY II HEAD COACH

An MLS Cup winner as both a player and a coach, Curt Onalfo was announced as the USL PRO side LA Galaxy II head coach earlier in January 2014 after spending two seasons as the Galaxy's Assistant Coach and Reserve Team Head Coach. In his first season with Galaxy II, Onalfo led the club to a 15-6-7 record and fourth place finish in the USL Regular Season while reaching the Semifinal match in the USL Playoffs.

A former MLS head coach with Kansas City and D.C. United, Onalfo played his college soccer for Bruce Arena at the University of Virginia and then served as his assistant coach with the U.S. National Team from 2003-2006. He was hired by the Galaxy in January 2011 and played a central role in the club repeating as Supporters' Shield winners and capturing their third MLS Cup last season.

A Galaxy original, Onalfo played 13 games for the club in 1996, helping them reach the inaugural MLS Cup. He went on to play in 23 games in four years in the league, spending time with San Jose and D.C. United in addition to the Galaxy.

After retiring from MLS in 1999, Onalfo moved into the world of coaching as an assistant coach with D.C. United in 2001. He spent two years with United before moving onto the U.S. National Team as an assistant coach. In four years with the U.S., Onalfo helped the team win the 2005 CONCACAF Gold Cup and qualify for the 2006 FIFA World Cup in Germany.

Onalfo left the national team shortly after the 2006 World Cup and got his first heading coaching job in MLS in November 2006 when he was hired by the Kansas City Wizards (now Sporting Kansas City). The 42-year-old spent two-and-a-half seasons as the Kansas City head coach, leading the team to the postseason twice after seeing them fail to qualify for the playoffs in the two season prior to his arrival. He had a 27-29-22 record in his time with Kansas City before leaving the club in August 2009. Four months later, in December 2009, Onalfo was back in MLS as he was named the new head coach for D.C. United, replacing Tom Soehn.

Onalfo remained United's head coach for eight months before leaving the club in August. He led United to the semifinal of the 2010 Lamar Hunt U.S. Open Cup and played a pivotal role in the growth and development of eventual MLS Rookie of the Year Andy Najar. Originally born in Sao Paulo, Brazil, Onalfo played four years of college soccer at Virginia, helping the Cavaliers reach the NCAA Tournament four times and win a share of the National Championship in 1989. A two-time All-ACC First Team selection, Virginia had a 68-12-13 record in Onalfo's four years in Charlottesville, including the 1988 ACC Championship. In addition to his play with the Cavaliers, Onalfo was a member of the U.S. U-20 team that finished fourth at the 1989 World Youth Championships and a co-captain with the 1992 U.S. Olympic Team. He began his professional playing career in 1991 with FC La Ciotat in France and later went on to play in Mexico with Tampico FC before returning to the United States to play in MLS.

He was selected by the Galaxy in the inaugural MLS Player Draft and spent one season with the club before being traded to San Jose in 1997. A year later, he joined D.C. United, helping the club win the 1998 InterAmerican Cup and CONCACAF Champions Cup, as well as the 1999 MLS Cup before retiring at the end of that season.





sponsored by HERBALIFE

LA GALAXY II USL 2015

REGULAR SEASON SCHEDULE

| DATE | TIME (PT) | OPPONENT | LOCATION |
|---------------------|-----------|---------------------------------|--|
| Sunday, March 22 | 5:00 p.m. | Real Monarchs SLC | StubHub Center - Track and Field Stadium |
| Saturday, March 28 | 7:30 p.m. | Sacramento Republic FC | Bonney Field |
| Thursday, April 2 | 7:30 p.m. | Arizona United SC | StubHub Center - Track and Field Stadium |
| Sunday, April 12 | 7:30 p.m. | Sacramento Republic SC* | StubHub Center - Soccer Stadium |
| Sunday, April 19 | 5:00 p.m. | Austin Aztex | StubHub Center - Track and Field Stadium |
| Saturday, April 25 | 7:00 p.m. | Real Monarchs SLC | Rio Tinto Stadium |
| Sunday, May 3 | 5:00 p.m. | Vancouver Whitecaps FC 2 | StubHub Center - Track and Field Stadium |
| Saturday, May 9 | 5:00 p.m. | OKC Energy FC | Taft Stadium |
| Wednesday, May 13 | 7:30 p.m. | Tulsa Roughnecks FC | StubHub Center - Track and Field Stadium |
| Sunday, May 17 | 5:00 p.m. | Sacramento Republic FC | StubHub Center - Track and Field Stadium |
| Friday, May 29 | 7:30 p.m. | Colorado Springs Switchbacks FC | StubHub Center - Track and Field Stadium |
| Saturday, June 6 | 7:00 p.m. | Orange County Blues FC | Anteater Stadium at UCI |
| Thursday, June 11 | 7:30 p.m. | Seattle Sounders FC 2 | Starfire Sports Complex |
| Sunday, June 14 | 2:00 p.m. | Vancouver Whitecaps FC 2 | Thunderbird Stadium UBC |
| Friday, June 19 | 7:30 p.m. | Orange County Blues FC | StubHub Center - Track and Field Stadium |
| Saturday, June 27 | 5:30 p.m. | Tulsa Roughnecks FC | ONEOK Field |
| Sunday, July 5 | TBA | OKC Energy FC | TBA |
| Saturday, July 11 | 8:00 p.m. | Sacramento Republic FC | Bonney Field |
| Thursday, July 16 | 7:30 p.m. | Orange County Blues FC | StubHub Center - Soccer Stadium |
| Sunday, July 26 | 7:00 p.m. | Portland Timbers FC 2 | Merlo Field |
| Friday, July 31 | 6:00 p.m. | Colorado Springs Switchbacks FC | Sand Creek Stadium |
| Sunday, Aug. 9 | 4:00 p.m. | Arizona United SC* | StubHub Center - Soccer Stadium |
| Saturday, Aug. 15 | 6:00 p.m. | Austin Aztex | House Park |
| Sunday, Aug. 23 | 5:00 p.m. | Seattle Sounders FC 2* | StubHub Center - Soccer Stadium |
| Saturday, Aug. 29 | 7:30 p.m. | Arizona United SC | Scottsdale Stadium |
| Saturday, Sept. 5 | 7:00 p.m. | Orange County Blues FC | Anteater Stadium at UCI |
| Wednesday, Sept. 16 | 7:30 p.m. | Portland Timbers FC 2 | StubHub Center - Track and Field Stadium |
| Saturday, Sept. 19 | 6:00 p.m. | Colorado Springs Switchbacks FC | Sand Creek Stadium |

*LA Galaxy/LA Galaxy II doubleheader

2014 LA GALAXY II

USL STATISTICS (15-7-6, 51 PTS.)

| # | POS | PLAYER NAME | GP | POINTS | MIN | G | A | C | E |
|----|-----|------------------------|----|--------|------|----|---|---|---|
| 49 | D | Arreola, Eder | 11 | - | 492 | - | - | | |
| 63 | M | Auras, Andre | 22 | 9 | 1584 | 2 | 5 | | |
| 58 | M | Bailey, Kainoa | 2 | - | 35 | - | - | | |
| 55 | D | Bli, Jason | 4 | - | 317 | - | - | | |
| 50 | F | Bowen, Travis | 22 | 4 | 655 | 2 | - | | |
| 56 | M | Courtois, Laurent | 11 | 4 | 440 | 2 | - | | |
| 57 | M | Covarrubias, Alejandro | 18 | - | 611 | - | - | | |
| 22 | D | Da Silva, Leonardo | 1 | - | 90 | - | - | | |
| 53 | D | Diallo, Bradley | 20 | - | 1615 | - | - | | |
| 58 | M | Dokovic, Aleksandar | 14 | 4 | 416 | 1 | 2 | | |
| 2 | D | Dunivant, Todd | 1 | - | 78 | - | - | | |
| 43 | D | Emory, Logan | 15 | - | 1136 | - | - | | |
| 66 | D | Franco, Joe | 8 | - | 330 | - | - | | |
| 25 | M | Garcia, Rafael | 23 | 10 | 1972 | 4 | 2 | | |
| 30 | F | Hoffman, Chandler | 17 | 27 | 1204 | 13 | 1 | | |
| 38 | M | Jamieson IV, Bradford | 18 | 13 | 1204 | 6 | 1 | | |
| 41 | GK | Laurendi, Cody | 19 | - | 1665 | - | - | | |
| 59 | M | Martin, Elijah | 6 | - | 105 | - | - | | |
| 32 | F | McBean, Jack | 26 | 16 | 1388 | 5 | 6 | | |
| 40 | M | Mendiola, Raul | 20 | 11 | 1678 | 2 | 7 | | |
| 21 | D | Meyer, Tommy | 6 | - | 487 | - | - | | |
| 72 | D | Nishanian, Lee | 8 | - | 544 | - | - | | |
| 28 | D | Opore, Kofi | 5 | - | 297 | - | - | | |
| 1 | GK | Perk, Brian | 5 | - | 405 | - | - | | |
| 14 | M | Rogers, Robbie | 4 | - | 246 | - | - | | |
| 12 | GK | Rowe, Brian | 5 | - | 450 | - | - | | |
| 27 | F | Rugg, Charles | 25 | 19 | 1428 | 8 | 3 | | |
| 8 | M | Sarvas, Marcelo | 1 | - | 60 | - | - | | |
| 36 | D | Sorto, Oscar | 23 | 1 | 1808 | - | 1 | | |
| 44 | D | Steres, Daniel | 24 | 6 | 1829 | 3 | - | | |
| 48 | M | Stojkov, Dragan | 16 | 3 | 1142 | 1 | 1 | | |
| 31 | D | Venter, Kyle | 9 | 2 | 459 | 1 | - | | |
| 61 | F | Villarreal, Jaime | 10 | - | 463 | - | - | | |
| 5 | F | Villarreal, Jose | 5 | 4 | 400 | 1 | 2 | | |
| 34 | M | Walker, Kenney | 4 | 4 | 579 | 1 | 2 | | |
| 11 | M | Zardes, Gyasi | 1 | 2 | 90 | 1 | - | | |

GOALKEEPER STATS

| # | PLAYER NAME | GKGP | GAA | GKM | GA | GKW | GKL | GKT | SO | SAVES | SHFC |
|----|----------------|------|-------|------|----|-----|-----|-----|----|-------|------|
| 41 | Laurendi, Cody | 19 | 1.351 | 1665 | 25 | 10 | 6 | 3 | 4 | 35 | 63 |
| 1 | Perk, Brian | 5 | 1.111 | 405 | 5 | 2 | - | 1 | 1 | 14 | 13 |
| 12 | Rowe, Brian | 5 | 1.600 | 450 | 8 | 3 | 1 | 1 | 1 | 8 | 16 |



sponsored by **HERBALIFE**

2014 USL LEAGUE STANDINGS

| | PTS | GP | W | L | T | GF | GA |
|---------------------------|-----|----|----|----|----|----|----|
| Orlando City SC | 62 | 28 | 19 | 4 | 5 | 56 | 24 |
| Sacramento Republic FC | 55 | 28 | 17 | 7 | 4 | 49 | 28 |
| LA Galaxy II | 51 | 28 | 15 | 7 | 6 | 54 | 38 |
| Richmond Kickers | 51 | 28 | 13 | 3 | 12 | 53 | 28 |
| Charleston Battery | 41 | 28 | 11 | 9 | 8 | 36 | 31 |
| Rochester Rhinos | 38 | 28 | 10 | 10 | 8 | 29 | 25 |
| Wilmington Hammerheads FC | 38 | 28 | 9 | 8 | 11 | 35 | 33 |
| Harrisburg City Islanders | 37 | 28 | 10 | 11 | 7 | 45 | 46 |
| Arizona United SC (-2) | 33 | 28 | 10 | 13 | 5 | 32 | 47 |
| OKC Energy FC | 32 | 28 | 9 | 14 | 5 | 32 | 37 |
| Pittsburgh Riverhounds | 32 | 28 | 9 | 14 | 5 | 35 | 49 |
| Charlotte Eagles | 31 | 28 | 9 | 15 | 4 | 33 | 40 |
| Orange County Blues FC | 28 | 28 | 9 | 18 | 1 | 31 | 54 |
| Dayton Dutch Lions FC | 22 | 28 | 6 | 18 | 4 | 28 | 63 |

LA GALAXY II 2014 AWARD WINNERS

MOST VALUABLE PLAYER AWARD: ANDRE AURAS

Auras registered 22 appearances for Los Dos, scoring two goals and adding five assists throughout the USL PRO Regular Season. Auras anchored a midfield that helped create one of the league's best offensive outputs with 54 goals, the second best in USL PRO.

DEFENDER OF THE YEAR: DANIEL STERES

Steres was a mainstay in the LA Galaxy II defense, playing in 24 matches while adding three goals in regular season play. Steres was named to a USL PRO All-League Team for the second-straight year, also receiving 2013 Second Team honors as a member of the Wilmington Hammerheads.

GOLDEN BOOT: CHANDLER HOFFMAN

Hoffman, 24, finished the 2014 regular season with 13 goals in 17 appearances, giving him a .76 goals per game average, the highest in USL PRO. Hoffman's 13 goals were third-most in the League. In LA Galaxy II's USL PRO Playoffs quarterfinal match against the Rochester Rhinos, he also added a goal and an assist in the 2-1 victory.

2014 LA GALAXY II REGULAR SEASON LINEUPS

VS. OC BLUES

W 3-1 March 22

GK – Laurendi
D – Sorto
D – Steres
D – Venter (Opere 81')
D – Emory
M – Covarrubias (Jamieson 62')
M – Garcia
M – Walker
M – Mendiola
F – Rugg (Bowen 78')
F – McBean

VS. OC BLUES

W 3-1 April 19

GK – Laurendi
D – Arreola (Venter 85')
D – Diallo
D – Garcia©
D – Sorto
D – Steres
M – Auras (Covarrubias 65')
M – Mendiola (Franco 90')
M – Rogers (Courtois 79')
F – Hoffman
F – Rugg (McBean 69')

AT DAYTON DUTCH

T 1-1 May 10

GK – Laurendi
D – Arreola
D – Diallo
D – Garcia©
D – Sorto (Stere 86')
D – Venter
M – Auras (Covarrubias 83')
M – Jamieson IV (Bowen 75')
F – Courtois (Đoković 66')
F – Hoffman
F – Rugg (McBean 70')

VS. DAYTON DUTCH LIONS

W 5-1 June 8

GK – Laurendi
D – Sorto
D – Steres
D – Opere
D – Emory (Martin 45')
M – Stojkov (Đoković 45')
M – Garcia © (Covarrubias (59'))
M – Auras
M – Jamieson IV (Bowen 72')
F – McBean (Villarreal 58')
F – Rugg

VS. SACRAMENTO REPUBLIC

T 1-1 March 29

GK – Rowe
D – Sorto
D – Steres (Opere 72')
D – Meyer
D – Emory (Arreola 88')
M – Đoković (Covarrubias 61')
M – Garcia© (Jamieson 79')
M – Walker
M – Mendiola
F – Rugg (Hoffman 55')
F – McBean

AT ARIZONA UNITED SC

T 1-1 April 25

GK – Laurendi
D – Sorto
D – Steres
D – Diallo
D – Emory
M – Jamieson (Đoković 63')
M – Garcia©
M – Auras (Covarrubias 78')
M – Mendiola
F – Hoffman (McBean 66')
F – Rugg (Bowen 80')

AT SACRAMENTO REPUBLIC

L 1-2 May 18

GK – Laurendi
D – Arreola (Emory 61')
D – Diallo
D – Sorto (Stere 65')
D – Venter
M – Garcia
M – Auras
M – Covarrubias
F – Bowen
F – Rugg (McBean 76')
F – Courtois (Đoković 76')

VS. ROCHESTER RHINOS

L 1-2 June 11

GK – Laurendi
D – Emory
D – Diallo (Bowen 82')
D – Meyer
D – Sorto (Auras 66')
M – Mendiola
M – Garcia ©
M – Walker
M – Jamieson IV (Đoković 86')
F – McBean (Rugg 65')
F – Hoffman

VS. OKC ENERGY FC

W 4-2 April 6

GK – Rowe
D – Sorto (Venter 75')
D – Steres
D – Opere
D – Emory
M – Auras (Covarrubias 74')
M – Garcia©
M – Courtois (Đoković 56')
M – Mendiola
F – Hoffman (Arreola 89')
F – McBean (Rugg 64')

AT OC BLUES

W 3-0 April 27

GK – Laurendi
D – Arreola
D – Garcia©
D – Meyer
D – Opere
M – Covarrubias
M – Rogers (Đoković 83')
M – Walker
M – Zardes
F – Bowen (Hoffman 60')
F – McBean (Courtois 60')

VS OKC ENERGY FC

W 5-0 May 25

GK – Laurendi
D – Sorto
D – Steres
D – Diallo (Venter 67')
D – Emory
M – Cortois (Đokovic 46')
M – Sarvas (Covarrubias 61')
M – Auras
M – Jamieson (Bowen 75')
F – McBean (Rugg 79')
F – Hoffman

AT CHARLESTON BATTERY

L 0-3 June 14

GK – Laurendi
D – Steres
D – Venter (Martin 65')
D – Diallo (Sorto 38')
D – Emory
M – Đoković (Covarrubias 51')
M – Stojkov (Courtois 54')
M – Garcia ©
M – Jamieson IV
F – Rugg (Bowen 74')
F – McBean

VS. SACRAMENTO REPUBLIC

L 0-3 April 13

GK – Rowe
D – Garcia©
D – Steres
D – Diallo (Venter 68')
D – Emory (Arreola 44')
M – Walker
M – Auras (Covarrubias 55')
M – Mendiola
M – Đoković (Rogers 51')
F – Courtois (Rugg 46')
F – Hoffman

VS. CHARLOTTE EAGLES

W 2-1 May 5

GK – Laurendi
D – Arreola (Rogers 46')
D – Garcia©
D – Meyer
D – Sorto
D – Steres
M – Jamieson IV (Đoković 59')
M – Mendiola
M – Walker (Auras 84')
F – Hoffman (Bowen 76')
F – Rugg (McBean 66')

AT SEATTLE SOUNDERS RSV

W 1-0 June 1

GK – Laurendi
D – Emory
D – Diallo
D – Steres
D – Sorto
M – Garcia
M – Auras
M – Jamieson (Đokovic 76')
M – Mendiola (Bowen 90+)
F – McBean (Rugg 69')
F – Hoffman

AT ARIZONA UNITED SC

T 1-1 June 21

GK – Laurendi
D – Sorto
D – Steres
D – Diallo
D – Emory
M – Mendiola
M – Stojkov (Courtois 64')
M – Garcia
M – Jamieson (Đokovic 83')
F – McBean
F – Bowen (Rugg 64')



sponsored by HERBALIFE

VS. ARIZONA UNITED SC

W 4-2 July 4

GK – Laurendi
D – Sorto (Franco 59')
D – Steres (Nishanian 90'+)
D – Diallo
D – Stojkov
M – Mendiola
M – Garcia
M – Auras
M – Jamieson (Courtois 78')
F – McBean (Bowen 56')
F – Rugg (Villarreal 69')

AT OKC ENERGY FC

W 1-0 July 19

GK – Laurendi
D – Diallo (Venter 23')
D – Emory
D – Steres
M – Auras
M – Garcia
M – Mendiola
M – Stojkov
F – McBean (Bowen 60')
F – Rugg

AT OC BLUES FC

W 4-0 July 26

GK – Rowe
D – Diallo
D – Emory
D – Sorto
D – Steres
M – Auras (Villarreal 58')
M – Garcia
M – Mendiola (Jamieson 45')
M – Stojkov (Martin 76')
F – Hoffman (Bowen 58')
F – Rugg (McBean 58')

AT HARRISBURG CITY

L 1-3 July 30

GK – Laurendi
D – Diallo
D – Emory (Arreola 30')
D – Sorto (Marin 80')
D – Steres
M – Auras (Villarreal 74')
M – Garcia
M – Mendiola
M – Stojkov (Bowen 65')
F – Hoffman
F – McBean

AT PITTSBURGH

L 1-3 August 2

GK – Laurendi
D – Diallo (Arreola 79')
D – Nishanian
D – Sorto (Martin 80')
D – Steres
M – Auras (Bowen 59')
M – Garcia (Ejected 89')
M – Mendiola
M – Stojkov
F – Rugg (McBean 70')
F – Jo. Villarreal (Villarreal 63')

VS. ARIZONA UNITED

W 3-2 August 9

GK – Rowe
D – Leonardo
D – Dunivant (Steres 78')
D – Franco (Sorto 45')
D – Meyer
M – Auras
M – Jamieson (Bowen 74')
M – Mendiola
M – Stojkov
F – Rugg (Hoffman 56')
F – Villarreal (McBean 85')

AT OKC ENERGY FC

W 1-0 August 16

GK – Perk
D – Diallo
D – Nishanian
D – Sorto
D – Steres
M – Auras
M – Jamieson
M – Stojkov
F – Hoffman (McBean 72')
F – Jose Villarreal (Arreola 89')
F – Villarreal (Covarrubias 70')

VS. WILMINGTON HAMMERHEADS

T 3-3 August 24

GK – Perk
D – Bli
D – Nishanian
D – Sorto (Covarrubias 87')
D – Steres
M – Auras (Ja. Villarreal 63')
M – Garcia
M – Mendiola
M – Stojkov (Bailey 57')
F – Hoffman (Rugg 57')
F – Jo. Villarreal (McBean 73')

VS. RSL RESERVE

W 1-0 August 27

GK – Laurendi (Perk 45')
D – Bli
D – Diallo
D – Franco
D – Nishanian
M – Auras
M – Jamieson (Bowen 59')
M – Stojkov
F – McBean
F – Rugg (Bailey 88')
F – Villarreal (Covarrubias 72')

VS. RICHMOND KICKERS

T 1-1 September 1

GK – Perk
D – Bli (Meyer 53')
D – Diallo
D – Nishanian
M – Garcia
M – Jamieson (Covarrubias 88')
M – Mendiola
M – Stojkov (Franco 84')
F – Hoffman (Rugg 62')
F – Jose Villarreal
F – Jaime Villarreal (Bowen 75')

AT SACRAMENTO REPUBLIC

W 2-1 September 6

GK – Perk
D – Bli (Franco 84')
D – Diallo
D – Nishanian
D – Sorto (Steres 84')
M – Mendiola (Covarrubias 15')
M – Stojkov (Bowen 63')
M – Walker (Auras 45')
F – McBean
F – Rugg
F – Jaime Villarreal

VS. ROCHESTER RHINOS

W 2-1 September 13

GK – Perk
D – Bli
D – Diallo (Nishanian 86')
D – Steres
M – Auras
M – Garcia (Franco 65')
M – Jamieson
M – Stojkov
F – Hoffman (Covarrubias 71')
F – Rugg (Bowen 83')
F – Jaime Villarreal (McBean 63')

AT SACRAMENTO REPUBLIC

L 2-3 September 20

GK – Perk
D – Bli (Franco 14')
D – Meyer
D – Sorto (McBean 89')
D – Steres
M – Auras
M – Jamieson (Bowen 82')
M – Stojkov
F – Hoffman (Jose Villarreal 54')
F – Rugg
F – Jaime Villarreal (Covarrubias 78')

LA GALAXY II

USL 2014 REGULAR SEASON SCHEDULE & RESULTS

| DATE | RESULT | OPPONENT | LOCATION |
|-----------------|--------|---------------------------|--------------------------------|
| 3/22/2014 | W:3-1 | Orange County Blues | StubHub Center - Track Stadium |
| 3/29/2014 | T:1-1 | Sacramento Republic FC | StubHub Center - Track Stadium |
| 4/07/2014 | W:4-2 | OKC Energy FC | StubHub Center - Track Stadium |
| 4/13/2014 | L:0-3 | Sacramento Republic FC | StubHub Center - Track Stadium |
| 4/19/2014 | W:3-1 | Orange County Blues | StubHub Center - Track Stadium |
| 4/25/2014 | T:1-1 | Arizona United SC | Peoria Sports Complex |
| 4/27/2014 | W:3-0 | Orange County Blues | Anteater Stadium at UCI |
| 5/05/2014 | W:2-1 | Charlotte Eagles | StubHub Center - Track Stadium |
| 5/10/2014 | T:1-1 | Dayton Dutch Lions | DOC Stadium |
| 5/17/2014 | L:1-2 | Sacramento Republic FC | Hughes Stadium |
| 5/25/2014 | W:5-0 | OKC Energy FC | StubHub Center - Main Stadium |
| 6/01/2014 | W:1-0 | Sea Sounders FC Reserves | Starfire Sports Complex |
| 6/08/2014 | W:5-1 | Dayton Dutch Lions | StubHub Center - Main Stadium |
| 6/11/2014 | L:2-1 | Rochester Rhinos | StubHub Center - Main Stadium |
| 6/14/2014 | L:0-3 | Charleston Battery | Blackbaud Stadium |
| 6/21/2014 | T:1-1 | Arizona United SC | Peoria Sports Complex |
| 6/28/2014 | L:3-0 | Orlando City SC | ESPN Wide World of Sports |
| 7/04/2014 | W:4-2 | Arizona United SC | StubHub Center - Field 3 |
| 7/19/2014 | W:1-0 | OKC Energy FC | Pribil Stadium |
| 7/26/2014 | W:4-0 | Orange County Blues | Anteater Stadium at UCI |
| 7/30/2014 | L:1-3 | Harrisburg City Islanders | Skyline Sports Complex |
| 8/02/2014 | L:1-3 | Pittsburgh Riverhounds | Highmark Stadium |
| 8/09/2014 | W:3-2 | Arizona United SC | StubHub Center - Track Stadium |
| 8/16/2014 | W:1-0 | OKC Energy FC | Pribil Stadium |
| 8/24/2014 | T:3-3 | Wilmington HammerheadsFC | StubHub Center - Track Stadium |
| 9/01/2014 | T:1-1 | Richmond Kickers | StubHub Center - Track Stadium |
| 9/06/2014 | W:2-1 | Sacramento Republic FC | Cal Expo |
| PLAYOFFS | | | |
| 9/13/2014 | W:2-1 | Rochester Rhinos | StubHub Center - Main Stadium |
| 9/20 | L:2-3 | Sacramento Republic FC | Bonney Field |

MISSION STATEMENT

The LA Galaxy Academy enables people to achieve their life goals through soccer. Our purpose is to become the USA's best soccer Academy, developing elite athletes & teams by providing an organization of the best people, facilities, resources, methods, and opportunities - performing at the highest levels in all aspects, for all stakeholders, both on & off the field.

ACADEMY GOALS

The primary objective of the Galaxy Youth Academy is to identify and develop local players who can make an impact as professionals at the Los Angeles Galaxy and contribute to the winning traditions of Major League Soccer's most storied franchise.

We strive to inspire in our Academy players discipline, character, respect and excellence both on and off the field. These qualities will assist players achieve their personal goals and produce players worthy of wearing the Galaxy uniform.

In addition to the personal growth of each of our Academy players, successful Academy teams will enhance the Los Angeles Galaxy brand in the local youth soccer community further contributing to the growth of the club.

FOUR REASONS WHY AN ACADEMY SOCCER PROGRAM EDGES OUT THE COMPETITION

The Galaxy Youth Academy is cost free; we supply our players with the best equipment (cleats, running shoes, jerseys, bags, pants, full kits, etc...) for free.

We offer top notch facilities for our players at the StubHub Center, they are given certain accessibilities that our professional team players are provided with (weight room, athletic training facilities, professional locker rooms, top tier fields, team lounges for film sessions, etc...)

Outstanding coaches, a good number of our Academy coaches and directors have played, been involved with, or still are currently helping with professional and D1 college soccer programs.

Ideally we would like our academy players to one day be our first team professionals. We have already had a few signings from our academy to our first team! This is a working concept many of the premier academies around the world emphasize. Thus, if a player ever wants to play on the Galaxy professional level, there's nowhere better to start than the Galaxy Academy!

The LA Galaxy Academy is the official youth development program of the LA Galaxy. Officially launched in April 2007 with the goal of identifying and training the best young talent in the region and enabling people to achieve their life goals through the sport of soccer, the Academy features U-12, U-13, U-14, U-15, U-16 and U-18 teams under the tutelage of Peter Vagenas, who was named the Director of the Galaxy Academy in June 2013.

The LA Galaxy Academy enables people to achieve their life goals through soccer. With the purpose of becoming the best soccer Academy in the United States, the Galaxy Academy U-16 and U-18 teams began play in the U.S. Soccer Development Academy, which features the top youth clubs from across the United States, in 2008.

The Galaxy U-16's reached the Development Academy Playoffs during their first season while the U-18's qualified for the postseason during the 2009/10 season, their second year of play. Last summer, the Galaxy U-16's once again reached the Academy Playoffs and were crowned U-16 National Champions for the first time ever after beating PA Classics 4-1 behind goals from Justin Dhillon, Sean Dhillon, Drew Murphy and Willie Raygoza.

The Academy also annually competes in the Generation adidas Cup, winning the U-17 competition for the first time in 2011 while also competing at the U-15 level. That same year, the Galaxy also began playing in the Southern California Developmental Soccer League, fielding U-12, U-13, U-14 and U-15 teams.

The primary objective of the Galaxy Youth Academy is to identify and develop local players who can make an impact as professionals with the Galaxy and contribute to the winning traditions of Major League Soccer's most storied franchise. The club strives to inspire in all Academy players discipline, character, respect and excellence both on and off the field. These qualities will assist players in achieving their personal goals and produce players worthy of wearing the Galaxy uniform. In addition to the personal growth of each of our Academy players, successful Academy teams will enhance the Galaxy brand in the local youth soccer community further contributing to the growth of the club.

The LA Galaxy Youth Academy provides an ideal training environment for developing players and gives those players the tools to succeed in the game at the next level. Players registered for at least 12 months in the Galaxy's Academy become eligible to sign a professional contract with the club as a Homegrown Player, without entering the MLS SuperDraft.

Since the formation of the Academy, the Galaxy have signed three players, Tristan Bowen, the first player in MLS history to sign directly from an Academy, Jack McBean, who became the youngest player in club history ever to score a goal, and Jose Villarreal, who was signed by the club in December. All three of those players, as well as a number of other players such as Justin Dhillon, Willie Raygoza, Mario Rodriguez, Jaime Villarreal and Riley Wolfe have received call-ups to various U.S. Youth National Teams since joining the Academy.

At all levels, Galaxy Academy teams train a minimum of three days a week in addition to their schedule of games. Additionally, the Academy is fully funded by the club, meaning that there are no costs involved for players, who receive expert coaching to go along with professional level equipment and training facilities.

To learn more about the Galaxy Academy, please visit www.lagalaxy.com/academy.

HISTORY



HONORS

REGULAR SEASON WESTERN CONFERENCE CHAMPIONS: 1996, 1998, 2001, 2002, 2009, 2010, 2011

WESTERN CONFERENCE CHAMPIONS: 1996, 1999, 2005, 2009, 2011, 2012, 2014

SUPPORTERS' SHIELD: 1998, 2002, 2010, 2011

MLS CUP CHAMPIONS: 2002, 2005, 2011, 2012, 2014

U.S. OPEN CUP CHAMPIONS: 2001, 2005

CONCACAF CHAMPIONS' CUP WINNERS: 2000

LEAGUE AWARD WINNERS

MOST VALUABLE PLAYER – Carlos Ruiz (2002), Landon Donovan (2009)

Finalists: Cobi Jones (1998), Landon Donovan (2008), Edson Buddle (2010), Robbie Keane (2014)

MLS SCORING CHAMPION/GOLDEN BOOT – Landon Donovan (2008)

Top 3: Eduardo Hurtado (3rd in 1996), Cobi Jones (2nd in 1998), Carlos Ruiz (2nd in 2002), Carlos Ruiz (2nd in 2003), Edson Buddle (3rd in 2008), Edson Buddle (2nd in 2010)

GOALKEEPER OF THE YEAR – Kevin Hartman (1999), Donovan Ricketts (2010)

Finalists: Kevin Hartman (2000), Kevin Hartman (2003), Kevin Hartman (2004), Donovan Ricketts (2009)

DEFENDER OF THE YEAR – Robin Fraser (1999), Omar Gonzalez (2011)

Finalists: Robin Fraser (1996), Robin Fraser (1998), Robin Fraser (2000), Alexi Lalas (2002), Tyrone Marshall (2005), Omar Gonzalez (2010)

ROOKIE OF THE YEAR – Sean Franklin (2008), Omar Gonzalez (2009)

Finalists: Simon Elliott (1999), Danny Califf (2000)

GOAL OF THE YEAR – Carlos Ruiz (2002), Landon Donovan (2009)

Finalists: Carlos Ruiz (2003), Jovan Kirovski (2004), Alecko Eskandarian (2009), Juninho (2010)

COACH OF THE YEAR – Sigi Schmid (1999), Bruce Arena (2009), Bruce Arena (2011)

Finalists: Lothar Osiander (1996), Octavio Zambrano (1997), Octavio Zambrano (1998), Sigi Schmid (2002)

COMEBACK PLAYER OF THE YEAR – David Beckham (2011)

Finalists: Alexi Lalas (2002), Herculez Gomez (2005)

FAIR PLAY AWARD – 2013

Finalists: None

HUMANITARIAN OF THE YEAR – A.J. DeLaGarza (2014)

THE COMMISSIONER'S AWARD – Cobi Jones (2007)



presented by **HERBALIFE**

MLS BEST XI

- 1996** – Mauricio Cienfuegos, Robin Fraser, Eduardo Hurtado
1997 – None
1998 – Mauricio Cienfuegos, Robin Fraser, Cobi Jones
1999 – Mauricio Cienfuegos, Robin Fraser, Kevin Hartman
2000 – Robin Fraser, Greg Vanney
2001 – Greg Vanney
2002 – Alexi Lalas, Carlos Ruiz
2003 – None
2004 – None
2005 – Chris Albright
2006 – None
2007 – None
2008 – Landon Donovan
2009 – Landon Donovan
2010 – Edson Buddle, Landon Donovan, Omar Gonzalez, Donovan Ricketts
2011 – David Beckham, Landon Donovan, Todd Dunivant, Omar Gonzalez
2012 – Landon Donovan, Robbie Keane
2013 – Omar Gonzalez, Robbie Keane
2014 – Omar Gonzalez, Landon Donovan, Robbie Keane

Chris Albright (2005), David Beckham (2011), Edson Buddle (2010), Mauricio Cienfuegos (1996, 1998, 1999), Landon Donovan (2008, 2009, 2010, 2011, 2012, 2014), Todd Dunivant (2011), Robin Fraser (1996, 1998, 1999, 2000), Omar Gonzalez (2010, 2011, 2013, 2014), Kevin Hartman (1999), Eduardo Hurtado (1996), Cobi Jones (1998), Robbie Keane (2012, 2013, 2014), Alexi Lalas (2002), Donovan Ricketts (2010), Carlos Ruiz (2002), Greg Vanney (2000, 2001)

TEAM AWARD WINNERS

| YEAR | MOST VALUABLE PLAYER | DEFENDER OF THE YEAR | GOLDEN BOOT* | HUMANITARIAN OF THE YEAR |
|------|----------------------|----------------------|-----------------|--------------------------|
| 1996 | Eduardo Hurtado | Jorge Campos | Eduardo Hurtado | — |
| 1997 | Mauricio Cienfuegos | Robin Fraser | Welton | — |
| 1998 | Cobi Jones | Robin Fraser | Cobi Jones | — |
| 1999 | Kevin Hartman | Robin Fraser | Cobi Jones | — |
| 2000 | Simon Elliott | Danny Califf | Cobi Jones | Marvin Quijano |
| 2001 | Ezra Hendrickson | Greg Vanney | Cobi Jones | Mauricio Cienfuegos |
| 2002 | Carlos Ruiz | Alexi Lalas | Carlos Ruiz | Mauricio Cienfuegos |
| 2003 | Kevin Hartman | Danny Califf | Carlos Ruiz | Cobi Jones |
| 2004 | Kevin Hartman | Tyrone Marshall | Carlos Ruiz | Galaxy team |
| 2005 | Herculez Gomez | Tyrone Marshall | Landon Donovan | Kevin Hartman |
| 2006 | Landon Donovan | Chris Albright | Landon Donovan | Cobi Jones |
| 2007 | Chris Klein | Ty Harden | Landon Donovan | Landon Donovan |
| 2008 | Landon Donovan | Sean Franklin | Landon Donovan | Landon Donovan |
| 2009 | Landon Donovan | Donovan Ricketts | Landon Donovan | Todd Dunivant |
| 2010 | Edson Buddle | Omar Gonzalez | Edson Buddle | Edson Buddle |
| 2011 | Landon Donovan | Omar Gonzalez | Landon Donovan | Sean Franklin |
| 2012 | Robbie Keane | A.J. DeLaGarza | Robbie Keane | Landon Donovan |
| 2013 | Robbie Keane | Omar Gonzalez | Robbie Keane | Sean Franklin |
| 2014 | Robbie Keane | A.J. DeLaGarza | Robbie Keane | A.J. DeLaGarza |

* = Previously known as the Budweiser Scoring Champion 1996-2004.

MLS ALL-STARS

1996 – Dan Calichman, Jorge Campos, Mauricio Cienfuegos, Robin Fraser, Eduardo Hurtado, Cobi Jones
1997 – Jorge Campos, Mauricio Cienfuegos, Cobi Jones
1998 – Mauricio Cienfuegos, Robin Fraser, Cobi Jones, Martin Machon, Welton
1999 – Mauricio Cienfuegos, Robin Fraser, Carlos Hermosillo, Cobi Jones
2000 – Mauricio Cienfuegos, Robin Fraser, Kevin Hartman, Luis Hernandez, Cobi Jones, Greg Vanney
2001 – Mauricio Cienfuegos, Luis Hernandez, Cobi Jones
2002 – Cobi Jones, Alexi Lalas, Carlos Ruiz
2003 – Danny Califf, Mauricio Cienfuegos, Kevin Hartman, Cobi Jones, Tyrone Marshall, Hong Myung Bo, Carlos Ruiz
2004 – Chris Albright, Danny Califf, Kevin Hartman, Andreas Herzog, Joavn Kirovski, Carlos Ruiz
2005 – Chris Albright, Landon Donovan, Kevin Hartman, Tyrone Marshall
2006 – Chris Albright, Landon Donovan
2007 – Landon Donovan, Cobi Jones
2008 – David Beckham, Edson Buddle, Landon Donovan
2009 – Landon Donovan, Donovan Ricketts
2010 – Edson Buddle, Landon Donovan, Omar Gonzalez, Donovan Ricketts
2011 – David Beckham, Landon Donovan, Sean Franklin, Omar Gonzalez, Juninho
2012 – David Beckham, Landon Donovan
2013 – Omar Gonzalez, Landon Donovan
2014 – Omar Gonzalez, Landon Donovan, Robbie Keane

Chris Albright (2004, 2005, 2006), David Beckham (2008, 2011, 2012), Edson Buddle (2008, 2010), Dan Calichman (1996), Danny Califf (2003, 2004), Jorge Campos (1996, 1997), Mauricio Cienfuegos (1996, 1997, 1998, 1999, 2000, 2001, 2003), Landon Donovan (2005, 2006, 2007, 2008, 2009, 2010, 2011, 2012, 2013, 2014), Sean Franklin (2011), Robin Fraser (1996, 1998, 1999, 2000), Omar Gonzalez (2010, 2011, 2013, 2014), Kevin Hartman (2000, 2003, 2004, 2005), Carlos Hermosillo (1999), Luis Hernandez (2000, 2001), Andreas Herzog (2004), Eduardo Hurtado (1996), Cobi Jones (1996, 1997, 1998, 1999, 2000, 2001, 2002, 2003, 2007), Juninho (2011), Jovan Kirovski (2004), Alexi Lalas (2002), Martin Machon (1998), Tyrone Marshall (2003, 2005), Hong Myung Bo (2003), Donovan Ricketts (2009, 2010), Carlos Ruiz (2002, 2003, 2004), Greg Vanney (2000), Welton (1998)

MLS PLAYER OF THE MONTH

1996 – Mauricio Cienfuegos (April), Eduardo Hurtado (June)
1997 – Welton (July)
1998 – Cobi Jones (April)
1999 – None
2000 – None
2001 – None
2002 – Carlos Ruiz (April), Carlos Ruiz (July)
2003 – Carlos Ruiz (August)
2004 – Carlos Ruiz (April), Alejandro Moreno (May)
2005 – None
2006 – None
2007 – None
2008 – Landon Donovan (April)
2009 – Landon Donovan (July)
2010 – Edson Buddle (March/April)
2011 – Landon Donovan (May)
2012 – Robbie Keane (July)
2013 – Mike Magee (March), Robbie Keane (August)
2014 – Landon Donovan (August)

Edson Buddle (March/April 2010), Mauricio Cienfuegos (April 1996), Landon Donovan (April 2008, July 2009, May 2011, August 2014), Eduardo Hurtado (June 1996), Cobi Jones (April 1998), Robbie Keane (July 2012, August 2013), Alejandro Moreno (May 2004), Carlos Ruiz (April 2002, July 2002, August 2003, April 2004), Welton (July 1997), Mike Magee (March 2013)



sponsored by HERBALIFE

MLS PLAYER OF THE WEEK

- 1996** – Jorge Campos (Week 7), Eduardo Hurtado (Week 10), Cobi Jones (Week 17)
1997 – Eduardo Hurtado (Week 25), Cobi Jones (Week 26), Jose Vasquez (Week 27)
1998 – Cobi Jones (Week 2), Cobi Jones (Week 3), Cobi Jones (Week 9), Mauricio Cienfuegos (Week 13), Cobi Jones (Week 22), Cobi Jones (Week 24), Carlos Hermosillo (Week 26)
1999 – Kevin Hartman (Week 22)
2000 – Cobi Jones (Week 2), Danny Califf (Week 14)
2001 – Cobi Jones (Week 4)
2002 – Carlos Ruiz (Week 1), Carlos Ruiz (Week 3), Carlos Ruiz (Week 24), Kevin Hartman (Week 27)
2003 – Carlos Ruiz (Week 10), Chris Albright (Week 13), Carlos Ruiz (Week 19), Carlos Ruiz (Week 21)
2004 – Carlos Ruiz (Week 4), Jovan Kirovski (Week 6), Alejandro Moreno (Week 8), Jovan Kirovski (Week 9), Jovan Kirovski (Week 28)
2005 – Landon Donovan (Week 2), Herculez Gomez (Week 27)
2006 – Cornell Glen (Week 3), Landon Donovan (Week 5)
2007 – Landon Donovan (Week 4)
2008 – David Beckham (Week 2), Landon Donovan (Week 4), Landon Donovan (Week 5), David Beckham (Week 6), Edson Buddle (Week 8), Edson Buddle (Week 12), Landon Donovan (Week 13), Landon Donovan (Week 26)
2009 – Donovan Ricketts (Week 4), Landon Donovan (Week 29)
2010 – Edson Buddle (Week 4), Edson Buddle (Week 6), Landon Donovan (Week 7)
2011 – Landon Donovan (Week 5), Mike Magee (Week 15)
2012 – Landon Donovan (Week 16), Landon Donovan (Week 23)
2013 – Mike Magee (Week 1), Landon Donovan (Week 24), Robbie Keane (Week 25)
2014 – Landon Donovan (Week 29, 26, 25, 12), Robbie Keane (Week 21)

Chris Albright (Week 13 - 2003); David Beckham (Week 2 - 2008, Week 6 - 2008); Edson Buddle (Week 8 - 2008, Week 12 - 2008, Week 4 - 2010, Week 6 - 2010); Danny Califf (Week 14 - 2000); Jorge Campos (Week 7 - 1996); Mauricio Cienfuegos (Week 13 - 1998); Landon Donovan (Week 2 - 2005, Week 5 - 2006, Week 4 - 2007, Week 4 - 2008, Week 5 - 2008, Week 13 - 2008, Week 26 - 2008, Week 29 - 2009, Week 7 - 2010, Week 6 - 2011, Week 16 - 2012, Week 23 - 2012, Week 24 - 2013, (Week 29, 26, 25, 12 - 2014); Cornell Glen (Week 3 - 2006); Herculez Gomez (Week 27 - 2005); Kevin Hartman (Week 22 - 1999, Week 27 - 2002); Carlos Hermosillo (Week 26 - 1998); Eduardo Hurtado (Week 10 - 1996, Week 25 - 1997); Cobi Jones (Week 17 - 1996, Week 26 - 1997, Week 2 - 1998, Week 3 - 1998, Week 9 - 1998, Week 22 - 1998, Week 24 - 1998, Week 2 - 2000, Week 4 - 2001); Jovan Kirovski (Week 6 - 2004, Week 9 - 2004, Week 28 - 2004); Mike Magee (Week 15 - 2011, Week 1 - 2013); Alejandro Moreno (Week 8 - 2004); Donovan Ricketts (Week 4 - 2009); Carlos Ruiz (Week 1 - 2002, Week 3 - 2002, Week 24 - 2002, Week 10 - 2003, Week 19 - 2003, Week 21 - 2003, Week 4 - 2004); Jose Vasquez (Week 27 - 1997); Robbie Keane (Week 25 - 2013, Week 21 - 2014)

ALL TIME TRANSACTIONS

| | |
|---------------------------|---|
| JUNE 15, 1994 | MLS selected Los Angeles as one of its first cities to place a franchise. |
| NOVEMBER 16, 1994 | MLS announced that Los Angeles Soccer Partners, headed by investor Marc Rapaport had been selected as an MLS charter investor and team operator. |
| NOVEMBER 16, 1994 | Named Danny L. Villanueva the club's first President and General Manager. |
| JUNE 6, 1995 | Mexican National Team goalkeeper Jorge Campos became the first -international player signed by MLS and subsequently assigned to the Galaxy. |
| OCTOBER 8, 1995 | Rose Bowl selected as site for MLS team in Los Angeles. |
| OCTOBER 17, 1995 | Original uniform, logo and colors for the Galaxy and the other nine original MLS clubs unveiled. |
| NOVEMBER 29, 1995 | Named Lothar Osiander the Galaxy's first head coach. |
| DECEMBER 8, 1995 | Named Octavio Zambrano assistant coach. |
| DECEMBER 8, 1995 | Dan Calichman is the second player assigned to Galaxy. |
| JANUARY 10, 1996 | Named Ivan Pierra the club's head athletic trainer. |
| FEBRUARY 5, 1996 | Salvadoran midfielder Mauricio Cienfuegos and Ecuadorian forward Eduardo Hurtado are the third and fourth players assigned to the Galaxy. |
| FEBRUARY 6-7, 1996 | Galaxy selected 16 players in the inaugural MLS Player Draft held at the Hotel Intercontinental in New York City. The Galaxy drafted defender Robin Fraser, goalkeeper David Kramer, midfielder Jorge Salcedo, forward John Garvey, defender Mark Semioli, forward Joey Kirk, forward Harut Karapetyan, defender Curt Onalfo, defender Manny Motajo, midfielder Joey Lenoetti, midfielder John O'Brien, forward Adan Villalvazo, midfielder Brad Wilson, midfielder David Beall, forward Garfield Shaw, and midfielder Carlos Jaguande. |
| MARCH 6, 1996 | United States National Team midfielder Cobi Jones is the fifth player assigned to the Galaxy. |
| MARCH 25, 1996 | Waived forwards Chugger Adair and Adan Villalvazo; midfielders David Beal, Carlos Jaguande and Joey Leonetti; and defender David Vaudreuil to reduce roster to 22. |
| APRIL 16, 1996 | Waived midfielder John O'Brien and forwards Garfield Shaw and Ante Razov. Midfielders Greg Vanney and Guillermo Jara designated as developmental -players. Midfielder Andrew Shue added to roster as a local option. |
| MAY 4, 1996 | Waived forward Joey Kirk. |
| MAY 18, 1996 | Signed forward Ante Razov. |
| JULY 8, 1996 | Signed goalkeeper John Pascarella to replace goalkeeper Jorge Campos who was called to the Mexican Olympic Team. |
| SEPTEMBER 20, 1996 | Designated goalkeeper John Pascarella to practice squad. |
| NOVEMBER 8, 1996 | Acquired midfielder Felipe Rodriguez from the Colorado Rapids for a future -consideration. |
| NOVEMBER 8, 1996 | Waived defenders Curt Onalfo and Manny Motajo. |
| FEBRUARY 1, 1997 | Traded defender Jorge Salcedo to the Colorado Rapids in exchange for the first pick in the 1997 MLS Supplemental Draft. |
| FEBRUARY 1-2, 1997 | Galaxy selected seven players in the MLS College and Supplemental Drafts held in Ft. Lauderdale, Fla. The Galaxy selected midfielder Danny Peña as the first player taken in the MLS Supplemental Draft. The Galaxy later chose forward Brian Taylor, forward John Jones and defender Travis Rinker in the Supplemental Draft. In the MLS College Draft, Galaxy selected midfielder Steve Jolley, midfielder Shawn Boney and goalkeeper Kevin Hartman. |
| FEBRUARY 10, 1997 | Guatemalan National Team midfielder Martin Machon assigned to the Galaxy. |
| FEBRUARY 23, 1997 | Named Tony Segura goalkeeping coach. |
| FEBRUARY 24, 1997 | Waived midfielder Shawn Boney and defender Travis Rinker. |
| FEBRUARY 26, 1997 | Waived forwards John Garvey and Jose Vasquez, and midfielder Felipe Rodriguez. |
| MARCH 10, 1997 | Acquired forward Welton from the New England Revolution in exchange for the Galaxy's first round pick in the 1998 MLS Draft. |
| MARCH 23, 1997 | Defender Paul Caligiuri assigned to the Galaxy. |
| MAY 31, 1997 | Waived goalkeeper David Kramer. |
| JUNE 5, 1997 | Forward Jose Botello signed with MLS's Project 40 and was subsequently assigned to the Galaxy from the Orange County Zodiac (A-League). |
| JUNE 5, 1997 | Re-signed goalkeeper David Kramer. |
| JUNE 9, 1997 | Waived goalkeeper David Kramer. |
| JUNE 10, 1997 | Relieved Head Coach Lothar Osiander of his coaching duties. |
| JUNE 16, 1997 | Named Assistant Coach Octavio Zambrano interim head coach. |
| JUNE 16, 1997 | Activated defender Paul Caligiuri. |
| JUNE 16, 1997 | Traded defender Mark Semioli to New York/New Jersey MetroStars in exchange for a second-round |



sponsored by HERBALIFE

| | |
|--------------------------|--|
| | draft pick in the 1998 MLS Supplemental Draft. |
| JUNE 17, 1997 | Placed midfielder Steve Jolley on injured reserve with a torn ACL. |
| JUNE 24, 1997 | Released defender Arash Noamouz. |
| JUNE 30, 1997 | Released midfielders John Jones and Brad Wilson, and forward Ante Razov. |
| JULY 1, 1997 | Signed midfielder Gerardo Laterza from the Orange County Zodiak (A-League). |
| JULY 3, 1997 | Signed defender Peter Lak from the Orange County Zodiak (A-League). |
| AUGUST 6, 1997 | Signed defender Ezra Hendrickson off waivers from the New York/New Jersey MetroStars. |
| SEPTEMBER 1, 1997 | Waived defender Peter Lak. |
| NOVEMBER 6, 1997 | Chicago Fire acquired defender Danny Peña and goalkeeper Kevin Hartman in the 1998 MLS Expansion Draft. |
| NOVEMBER 17, 1997 | Named Octavio Zambrano head coach. |
| JANUARY 15, 1998 | Named Jim Liston the team's strength and conditioning coach. |
| JANUARY 19, 1998 | Named Zak Abdel goalkeeping coach. |
| JANUARY 26, 1998 | Named Ralph Perez assistant coach. |
| JANUARY 27, 1998 | Acquired defender Danny Peña, goalkeeper Kevin Hartman and an allocated player to be named later from Chicago in exchange for midfielder Chris Armas and goalkeeper Jorge Campos. |
| FEBRUARY 1, 1998 | Galaxy selected seven players in the MLS College and Supplemental Drafts held in Ft. Lauderdale, Fla. The Galaxy selected midfielders Clint Mathis and Daniel Hernandez, goalkeeper Matt Reis and defender Joe Franchino in the College Draft. Los Angeles also selected midfielders Cesar Alvarado and Marco Ferruzzi and forward Amos Magee in the Supplemental Draft. |
| MARCH 2, 1998 | Waived midfielder Marco Ferruzzi and forwards Cesar Alvarado and Amos Magee. |
| MARCH 31, 1998 | Waived midfielders Guillermo Jara and Gerardo Laterza. |
| APRIL 2, 1998 | Acquired midfielder Wellington Sanchez from the New York/New Jersey MetroStars in exchange for forward Eduardo Hurtado. |
| MAY 7, 1998 | Placed defender Dan Calichman on the injured list with a broken right tibia and fibula. |
| MAY 27, 1998 | Mexican National Team forward Carlos Hermosillo allocated to Los Angeles. |
| JUNE 16, 1998 | Released forward David Quesada. |
| JULY 24, 1998 | Loaned Midfielder Wellington Sanchez to Atletico Morelia of the Mexican First Division. |
| AUGUST 7, 1998 | Acquired forward Lawrence Lozano from the San Jose Clash in exchange for forward Harut Karapetyan. |
| AUGUST 13, 1998 | Midfielder Wellington Sanchez returned to the Galaxy from Atletico Morelia of the Mexican First Division at the completion of his loan. |
| OCTOBER 23, 1998 | Announced that the club had been purchased by the Anschutz Corporation from the Los Angeles Soccer Partners L.P.. |
| OCTOBER 23, 1998 | Named Tim Leiweke president of the Galaxy. |
| DECEMBER 2, 1998 | Loaned midfielder Martin Machon to Santos Laguna of the Mexican First Division. |
| JANUARY 4, 1999 | Acquired New England Revolution's 1999 second-round draft pick (13th overall) in the College Draft and first-round (1st overall) in Supplemental Draft in exchange for defender Dan Calichman. |
| FEBRUARY 7, 1999 | Galaxy selected six players in the MLS College and Supplemental Drafts held in Ft. Lauderdale, Fla. The Galaxy picked defender Tony Soto, forward Seth George, and midfielder Sam Franklin in the College Draft. Los Angeles also selected defender Gabe Eastman, defender Orlando Perez and midfielder John Jones in the Supplemental Draft. |
| FEBRUARY 18, 1999 | Acquired defender/midfielder Zak Ibsen from the Chicago Fire in exchange for the Galaxy's second round selection in the 2001 College Draft. |
| FEBRUARY 19, 1999 | Announced that the club has entered a letter of intent regarding a three-year agreement with KTNQ Radio (1020 AM) to broadcast Galaxy games in Spanish. |
| FEBRUARY 25, 1999 | Announced that the club has entered a letter of intent regarding a one-year agreement with KRLA Radio (1110 AM) to broadcast Galaxy games. KRLA becomes the Galaxy's first English radio broadcast partner. |
| FEBRUARY 27, 1999 | Ecuadorian midfielder Jaime Caicedo Estupiñán is allocated to the Galaxy. Waived defender Orlando Perez and midfielder John Jones. |
| MARCH 1, 1999 | Named Sergio del Prado as General Manager. |
| MARCH 9, 1999 | Forward Marvin Quijano signed with U.S. Project-40 and was subsequently assigned to the Galaxy from Rio Hondo Community College. Re-signed midfielder John Jones. |
| MARCH 26, 1999 | Announced that the club and Telemundo's KVEA-TV Channel 52 reached an agreement to televise four games during the 1999 MLS season, marking the first local Spanish television deal in MLS history. |
| APRIL 1, 1999 | Waived forward Jose Vasquez. |
| APRIL 22, 1999 | Relieved Octavio Zambrano of his duties as head coach. Named U.S. Under-20 National Team and |

| | |
|---------------------------|---|
| | UCLA coach Sigi Schmid as the club's new head coach. |
| MAY 19, 1999 | Released midfielder Jaime Caicedo Estupiñán. |
| MAY 22, 1999 | Signed New Zealand National Team midfielder and former Stanford University All-American Simon Elliott. |
| JUNE 1, 1999 | Acquired Costa Rican midfielder Roy Myers from the New York/New Jersey MetroStars in exchange for Brazilian forward Welton. |
| JUNE 10, 1999 | Released forward Lawrence Lozano in order to make room on the roster for the return of forward Carlos Hermosillo, who completed his commitments with Necaxa of the Mexican First Division. |
| JUNE 11, 1999 | Signed Seth George, the team's second round (13th overall) pick in the College Draft. Galaxy released defender Tony Soto to make room for George on 20-man roster. |
| AUGUST 11, 1999 | MLS assigned U.S. Project-40 player DaMarcus Beasley to the L.A. Galaxy as the club's third Project-40 player. The midfielder originally signed with Project-40 on March 16. |
| AUGUST 13, 1999 | Acquired midfielder Jorge Salcedo from the Tampa Bay Mutiny in exchange for midfielder Daniel Hernandez. |
| SEPTEMBER 2, 1999 | Called up goalkeeper Jim Welch from U.S. Project-40 after Matt Reis was sidelined due to an abdominal strain. |
| SEPTEMBER 24, 1999 | Called up goalkeeper Mike Littman. Released Jim Welch. |
| OCTOBER 6, 1999 | Signed goalkeeper Bill May from the Seattle Sounders. Released goalkeeper Mike Littman. |
| OCTOBER 16, 1999 | Signed goalkeeper David Winner off waivers. Released –goalkeeper Bill May. |
| NOVEMBER 24, 1999 | Waived forward Jose Botello, defender Gabe Eastman and midfielder John Jones. |
| FEBRUARY 6, 2000 | Acquired the Chicago Fire's first-round draft picks in 2000 and 2001 in exchange for Project-40 midfielder DaMarcus Beasley. |
| FEBRUARY 6, 2000 | Selected seven players in the first-ever MLS SuperDraft held in Ft. Lauderdale, Fla. The Galaxy picked defender Danny Califf, midfielder Sasha Victorine, midfielder Peter Vagenas, midfielder Jose Retiz, forward Josh Henderson, forward Tomas Serna and defender/midfielder Ali John Utush in the SuperDraft. |
| FEBRUARY 22, 2000 | Waived forward Josh Henderson. |
| MARCH 10, 2000 | Added the title of Vice President of Soccer Operations to head coach Sigi Schmid. |
| MARCH 16, 2000 | Acquired defender Adam Frye off MLS waivers, after being released by the San Jose Earthquakes. |
| MARCH 17, 2000 | Waived midfielder Jose Retiz, forward Tomas Serna and defender Ali John Utush. |
| APRIL 25, 2000 | Acquired Haitian National Team forward Sebastien Vorbe as a Discovery Player. |
| MAY 11, 2000 | Allocated Mexican National Team forward Luis Hernandez. In order to obtain the allocation, the team agreed to make midfielder Clint Mathis and defender Joe Franchino available to all 12 teams for a special MLS Draft. The pair was –subsequently drafted by the MetroStars and New England Revolution, respectively. |
| MAY 19, 2000 | Acquired midfielder Brian Kelly from the MetroStars in exchange for Costa Rican midfielder Roy Myers. |
| MAY 27, 2000 | Signed midfielder Ivan Polic as a Discovery Player. |
| JUNE 11, 2000 | Named Tim Luce as club's General Manager and Vice President of Business Operations. |
| JUNE 30, 2000 | Called up goalkeeper Tom Tate from the San Diego Flash (A-League). Goalkeeper Kevin Hartman was unavailable after attending his sister's wedding in Palos Verdes, Calif. |
| JULY 21, 2000 | Called up goalkeeper Russell Payne from the Boston Bulldogs (A-League). Goalkeeper Kevin Hartman suffered a slight tear of his medial meniscus in his left knee making him unavailable. |
| AUGUST 11, 2000 | Called up goalkeeper Peter Van Deven from the Orange County Wave (A-League). Released goalkeeper Russell Payne. |
| AUGUST 15, 2000 | Released goalkeeper Peter Van Deven as goalkeeper Kevin Hartman returned from injury to the Galaxy's roster. |
| NOVEMBER 1, 2000 | Waived defender Jorge Salcedo and forward Seth George. |
| JANUARY 11, 2001 | Called up midfielder Kevin Legg, forward Sheldon Thomas and defender Craig Waibel for the 2000 F.C. Champions' Cup Tournament. Following the tournament all three players were waived. |
| JANUARY 15, 2001 | Signed defender Greg Vanney and midfielder Cobi Jones to short-term contracts with MLS, allowing them to play for the Galaxy in the F.C. Champions' Cup. |
| JANUARY 16, 2001 | Signed former U.S. National Team defender Alexi Lalas as a Discovery player. Lalas had retired after the 1999 MLS season. |
| FEBRUARY 1, 2001 | Re-signed defender Greg Vanney, one of four original members left with the club. |
| FEBRUARY 4, 2001 | Traded defender Zak Ibsen to the San Jose Earthquakes in exchange for the 16th overall pick in the 2001 MLS SuperDraft. |
| FEBRUARY 5, 2001 | Selected seven players in the 2001 MLS SuperDraft held in Davie, Fla. The Galaxy selected midfielder Brian Mullan, forward Isaias Barales Jr., forward Brian Ching, midfielder Robert Russell, midfielder |



sponsored by HERBALIFE

MARCH 5, 2001
MARCH 17, 2001
MARCH 26, 2001

Brent Rahim, midfielder Alex Bengard and defender Mike Potempa.
Waived midfielder Ivan Polic and forward Sebastien Vorbe.
Re-signed midfielder Cobi Jones, one of four original members left with the club.
Waived defender Mike Potempa. Midfielder Alex Bengard returned to college but his MLS rights remained protected by the club.

APRIL 2, 2001
APRIL 6, 2001
APRIL 7, 2001
MAY 4, 2001

Traded defender Robin Fraser to the Colorado Rapids for three future second round draft picks.
Re-signed defender Danny Califf to a new multi-year deal.
Signed midfielder Alex Bengard.
Signed defender Craig Waibel as a Discovery player. Waived midfielder Brian Kelly in order to make room on the roster for Waibel.

MAY 18, 2001

Waived midfielder Alex Bengard in order to make room on the roster for Luis Hernandez, who returned to the Galaxy after finishing his season with Club America.

JULY 20, 2001
JULY 27, 2001
AUGUST 31, 2001
NOVEMBER 26, 2001

Traded midfielder Danny Peña to the Tampa Bay Mutiny for a conditional 2003 -third round SuperDraft pick.
Re-signed midfielder Alex Bengard.
Called up Seattle Sounders forward Jason Farrell for match vs. Colorado on September 1.
Mutually agreed to end their relationship with striker Luis Hernandez. Hernandez had one year remaining on a three-year contract.

JANUARY 11, 2002

Selected Miami Fusion defender Tyrone Marshall (9th overall) in the 2002 MLS Allocation and Dispersal Draft.

JANUARY 11, 2002

Acquired Chris Albright and a second-round pick (24th overall) in the 2002 MLS SuperDraft from D.C. United, in exchange for the Galaxy's first selection in the 2002 SuperDraft and a conditional pick in the 2003 SuperDraft.

JANUARY 14, 2002
FEBRUARY 5, 2002
FEBRUARY 10, 2002

Named Doug Hamilton Vice President and General Manager.
Acquired Guatemalan forward Carlos Ruiz as a Discovery player.
Selected eight players in the 2002 MLS SuperDraft held in Orlando, Fla. The Galaxy selected midfielder Hermir Neibiles, goalkeeper Bryheem Hancock, forward Gavin Clinton, forward Alejandro Moreno, defender Corey Gibbs, midfielder Noah Delgado, midfielder Lawrence Smalls and forward Ishmael Mintah.

FEBRUARY 13, 2002
FEBRUARY 14, 2002

Waived forward Brian Ching.
Acquired U.S. National Team forward Eric Wynalda off MLS waivers, after being released by the Chicago Fire.

MARCH 7, 2002
MARCH 15, 2002
APRIL 20, 2002
JULY 12, 2002
JULY 25, 2002
AUGUST 12, 2002

Waived midfielder Marvin Quijano.
Waived midfielder Noah Delgado, goalkeeper Bryheem Hancock and midfielder Lawrence Smalls.
Acquired midfielder Winston Griffiths from the MetroStars in exchange for a conditional SuperDraft pick.
Re-signed midfielder Simon Elliott and defender Ezra Hendrickson to new deals.
Waived midfielder Winston Griffiths.

AUGUST 15, 2002
AUGUST 15, 2002

Named forward McKinley Tennyson as a Developmental Replacement Player for the injured Isaías Bardales Jr.
Claimed forward Henry Zambrano in the MLS Waiver Draft.
Sent forward Henry Zambrano to D.C. United in exchange for the return of a conditional 2003 SuperDraft pick from the Chris Albright trade on 1/11/02.

AUGUST 23, 2002
SEPTEMBER 19, 2002
NOVEMBER 4, 2002
NOVEMBER 5, 2002
JANUARY 17, 2003

Added forward Alejandro Moreno to 18-man roster as a transitional international.
Signed forward Herculez Gomez as a developmental player.
Signed defender Hong Myung Bo.
Waived defender Craig Waibel.

JANUARY 17, 2003

Traded goalkeeper Matt Reis to the New England Revolution in exchange for the 19th overall pick in the 2003 MLS SuperDraft, and the rights to midfielder Alex Pineda Chacon.

JANUARY 17, 2003

Traded the 10th overall selection in the 2003 MLS SuperDraft to the Dallas Burn in exchange for the 12th and 55th overall selections. Traded the 12th overall selection to the MetroStars in exchange for their natural first round pick in 2004.

JANUARY 17, 2003

Acquired the 16th overall pick in the 2003 MLS SuperDraft, from the San Jose Earthquakes in exchange for forward Brian Mullan.

JANUARY 17, 2003

Traded the 60th overall selection in the 2003 MLS SuperDraft to the Kansas City Wizards in exchange for their natural sixth-round pick in 2004.

JANUARY 17, 2003

Selected seven players in the 2003 MLS SuperDraft held in Kansas City, Mo. Galaxy selected midfielders Guillermo "Memo" Gonzalez and Jimmy Frazelle, defenders Scot Thompson and Ricky Lewis, forwards Arturo Torres and Hamid Mehreioskouei, and goalkeeper Joe Barton.

| | |
|--------------------------|---|
| JANUARY 31, 2003 | Signed forward Alex Pineda Chacon. |
| MARCH 13, 2003 | Signed defender Scot Thompson and goalkeeper Dan Popik. |
| MARCH 28, 2003 | Signed head coach Sigi Schmid to a multi-year contract extension. |
| APRIL 1, 2003 | Signed midfielder Jose Retiz and re-signed midfielder Jesus Ochoa and forward Herculez Gomez as Developmental Players. |
| MAY 28, 2003 | Signed deal with LA 36-TV cable channel to re-broadcast the Galaxy's 2003 Peace Cup matches in Los Angeles. |
| JULY 11, 2003 | Acquired defender Ryan Suarez and midfielders Paul Broome and Antonio Martinez from the Dallas Burn in exchange for defender Ezra Hendrickson, forward Gavin Ginton and future draft picks. |
| JULY 11, 2003 | Waived midfielder Jose Retiz. |
| JULY 31, 2003 | Traded forward Alex Pineda Chacon to Columbus Crew in exchange for a conditional draft pick in the 2004 MLS SuperDraft. |
| AUGUST 8, 2003 | Acquired forward Diego Serna from New England Revolution in exchange for two future conditional draft picks. |
| OCTOBER 24, 2003 | Signed goalkeeper Kevin Hartman to a multi-year contract extension. |
| JANUARY 1, 2004 | Elevated Doug Hamilton to President and General Manager. |
| JANUARY 6, 2004 | Appointed Assistant Coach Ralph Perez to the newly-created position of Director of Youth Development. |
| JANUARY 7, 2004 | Added Martin Vasquez to the coaching staff as an assistant coach. |
| JANUARY 12, 2004 | Traded midfielder Simon Elliott to the Columbus Crew for a first-round pick in the 2005 MLS SuperDraft. |
| JANUARY 14, 2004 | Traded the 11th overall selection in the 2004 MLS SuperDraft to the MetroStars. In exchange, for the MetroStars' natural first round pick in the 2005 SuperDraft and future considerations. |
| JANUARY 14, 2004 | Reached an agreement with Los Angeles radio station KMXE 830 AM (Radiovisa) to become the new Spanish Language Radio home of the Galaxy. KMXE will broadcast all of the club's matches during the 2004 and 2005 Major League Soccer seasons as well as a weekly one-hour radio show. |
| JANUARY 16, 2004 | Traded a first round pick in the 2005 MLS SuperDraft to the Chicago Fire in exchange for the 14th overall selection in the 2004 SuperDraft. |
| JANUARY 16, 2004 | Selected eight players in the 2004 MLS SuperDraft in Charlotte, N.C. Galaxy selected forward Joseph Ngwenya, midfielder Josh Gardner, midfielder Ned Grabavoy, midfielder Guillermo Arzate, midfielder David McGill, defender Jason Perry, forward Alan Gordon and defender Chris Aloisi. |
| JANUARY 29, 2004 | Signed Austrian International midfielder Andreas Herzog as a Discovery Player. |
| JANUARY 29, 2004 | Reached an agreement with Los Angeles television outlet KWHY - Channel 22 to continue as the Spanish language television home of the Galaxy. KWHY will broadcast five Galaxy matches during the 2004 Major League Soccer season and will continue to air its weekly half-hour show focused on the team, Galaxy Deportivo. |
| FEBRUARY 2, 2004 | Signed U.S. National Team forward Jovan Kirovski. |
| FEBRUARY 12, 2004 | Announced that former German international forward Jürgen Klinsmann was joining the coaching staff as a Technical Advisor. |
| MARCH 4, 2004 | Defender Hong Myung Bo and Technical Advisor Jürgen Klinsmann are named to "The 100" – FIFA's list of the 125 greatest living footballers. |
| MARCH 19, 2004 | Reached an agreement with Radio Korea 1230 AM for the station to broadcast ten Galaxy home games as the club's "Official Korean Language Radio Station" during the 2004 MLS season. |
| MARCH 25, 2004 | Signed defenders Scot Thompson and Chris Aloisi to developmental contracts. |
| MARCH 31, 2004 | Announced international protocols agreement with Sao Paulo Futebol Clube (Brazil). |
| MARCH 31, 2004 | Loaned defender Scot Thompson to the Portland Timbers of the A-League. Thompson will return to the Galaxy at the conclusion of the 2004 A-League season. |
| MAY 11, 2004 | Appointed former Galaxy captain Mauricio Cienfuegos Galaxy Soccer Ambassador. |
| JULY 8, 2004 | Acquired midfielder Marcelo Saragosa on loan from Sao Paulo as part of the protocol agreement with the club. |
| JULY 29, 2004 | Announced that Technical Advisor Juergen Klinsmann had concluded his role with the Galaxy to become manager of the Germany National Team. |
| AUGUST 16, 2004 | Relieved Head Coach Sigi Schmid of his duties. |
| AUGUST 18, 2004 | Hired former Costa Rica and U.S. National Team Head Coach Steve Sampson as the fourth head coach in club history. |
| AUGUST 31, 2004 | Traded defender Ricky Lewis to the Colorado Rapids for a sixth-round pick in the 2005 MLS SuperDraft. |
| SEPTEMBER 3, 2004 | Announced that goalkeeper coach Zak Abdel would be departing the Galaxy. Named Ignacio Hernandez |



sponsored by HERBALIFE

| | |
|--------------------|---|
| SEPTEMBER 3, 2004 | assistant coach. |
| SEPTEMBER 3, 2004 | Announced that Afshin Ghotbi was added to the technical staff. |
| SEPTEMBER 10, 2004 | Recalled defender Scot Thompson from the Portland Timbers (A-League) for the September 4 match at the Columbus Crew. |
| NOVEMBER 10, 2004 | Recalled forward Alan Gordon from the Portland Timbers, where he was on loan, and added him to the Developmental Roster. |
| NOVEMBER 30, 2004 | Announced the retirement of midfielder Andreas Herzog. |
| JANUARY 12, 2005 | Exercised an option on Alan Gordon. |
| JANUARY 12, 2005 | Announced that Afshin Ghotbi has been named top Assistant Coach. Ghotbi, will take the position created by the departure of assistant coach Martin Vasquez. |
| JANUARY 12, 2005 | Traded Alejandro Moreno, Chris Aloisi and the 6th overall pick in the 2005 MLS SuperDraft to San Jose Earthquakes for Todd Dunivant, Steve Cronin and the 5th overall pick in the 2005 MLS SuperDraft. |
| JANUARY 12, 2005 | Traded Sasha Victorine to the Kansas City Wizards for the 15th overall pick in the 2005 MLS SuperDraft. |
| JANUARY 14, 2005 | Selected five players in the 2005 MLS SuperDraft held in Baltimore. Galaxy selected defender Ugo Ihemelu, defender Troy Roberts, forward Michael Enfield, midfielder Quavas Kirk and midfielder Mubarike Chisoni. |
| JANUARY 28, 2005 | Signed midfielder Peter Vagenas to a new multi-year contract. |
| FEBRUARY 1, 2005 | Added assistant coach Billy McNicol to the coaching staff. |
| FEBRUARY 4, 2005 | Selected following players in 2005 MLS Supplement Draft: defender Ben Benditson, Drew McAthy, Matt Kovar, Ryan Shaw, and Jeremiah Gallegos. |
| FEBRUARY 18, 2005 | Signed defender Michael Umaña. |
| MARCH 1, 2005 | Traded the rights to midfielders Antonio Martinez and Jesus Ochoa to Chivas USA in exchange for an allocation. |
| MARCH 11, 2005 | Acquired a conditional 2006 MLS SuperDraft pick from Chivas USA, in exchange for the rights to defender Ryan Suarez. |
| MARCH 19, 2005 | Announced new television partnership with FSN West. |
| MARCH 22, 2005 | Signed midfielder Paulo Nagamura, forward Edinaldo da Conceicao, and midfielder Pablo Chinchilla. |
| MARCH 23, 2005 | Signed Ben Benditson, Mamba Chisoni and Herculez Gomez to developmental contracts. |
| MARCH 23, 2005 | Traded defender Danny Califf to the San Jose Earthquakes in exchange for an allocation. |
| MARCH 23, 2005 | Acquired a portion of allocation and youth international spot from FC Dallas in exchange for the allocation that the Galaxy had previously acquired from Chivas USA. |
| MARCH 30, 2005 | Traded forward Carlos Ruiz to FC Dallas for an allocation. |
| MARCH 31, 2005 | Signed forward Landon Donovan. |
| APRIL 18, 2005 | Signed goalkeeper Josh Saunders and loaned him to Portland Timbers (USL 1st Division). |
| JUNE 29, 2005 | Traded defender Paul Broome to Real Salt Lake for a second round pick in 2006 MLS SuperDraft. |
| JULY 12, 2005 | Signed midfielder David Johnson to a developmental contract. |
| SEPTEMBER 13, 2005 | Re-acquired midfielder Marcelo Saragosa from Sao Paulo. |
| SEPTEMBER 13, 2005 | Traded forward Jovan Kirovski to the Colorado Rapids for a first round pick in the 2007 MLS SuperDraft. |
| SEPTEMBER 15, 2005 | Promoted forward Herculez Gomez to the 18-man senior roster, elevated midfielder David Johnson to senior developmental status, and signed defender Michael Nsien as a developmental player. |
| NOVEMBER 15, 2005 | Waived defender Michael Umaña. |
| DECEMBER 13, 2005 | Added Steve Rammel to the coaching staff as an assistant coach. |
| JANUARY 20, 2006 | Selected five players in 2006 MLS SuperDraft held in Philadelphia. Galaxy selected defender Nathan Sturgis forward Marc Burch, defender Kyle Veris, goalkeeper Chris Dunsheath and forward Aaron King. |
| JANUARY 20, 2006 | Selected four players in 2006 MLS Supplement Draft: defender Trevor McEachron, midfielder Dan Paladini, midfielder Armando Melendez and forward Matt Couch. |
| FEBRUARY 3, 2006 | Signed defender Todd Dunivant to a new multi-year contract. |
| FEBRUARY 8, 2006 | Acquired a first-round pick in the 2007 MLS Supplemental Draft from the Colorado Rapids in exchange for Aaron King. |
| FEBRUARY 22, 2006 | Signed forward Marc Burch and defender Kyle Veris to developmental contracts. |
| FEBRUARY 26, 2006 | Acquired defender Brian Dunseth from Chivas USA in exchange for their natural third round pick in the 2007 MLS Supplemental Draft. |
| APRIL 6, 2006 | Signed forward Thiago de Souza. |
| APRIL 7, 2006 | Acquired forward Cornell Glen from the Colorado Rapids in exchange for the Galaxy's natural third |

| | |
|--------------------|--|
| APRIL 7, 2006 | round pick in 2007 MLS Supplemental Draft. Waived forward Naldo de Conceicao. |
| APRIL 17, 2006 | Promoted Tom Payne to Assistant General Manager. |
| MAY 12, 2006 | Named Alexi Lalas President and General Manager. |
| | Acquired midfielder Kyle Martino and forward John Wolyniec from the Columbus Crew in exchange for midfielder Ned Grabavoy and forward Joseph Ngwenya. Waived defender Brian Dunseth. |
| JUNE 6, 2006 | Relieved Steve Sampson of head coaching duties. |
| JUNE 7, 2006 | Named Frank Yallop head coach. He is the fifth head coach in Galaxy history. |
| JUNE 9, 2006 | Relieved assistant coaches Billy McNicol, Steve Rammel and Gerhard Benthin of coaching duties. |
| JUNE 15, 2006 | Named Paul Bravo assistant coach. |
| JUNE 27, 2006 | Acquired an allocation from the New York Red Bulls in exchange for defender Todd Dunivant and waived midfielder Marcelo Saragosa. |
| JULY 11, 2006 | Traded forward Marc Burch to the Columbus Crew in exchange for a 2007 Supplemental Draft pick. |
| JULY 19, 2006 | Traded the rights to midfielder Marcelo Saragosa to FC Dallas in exchange for a 2007 Supplemental Draft pick. |
| AUGUST 1, 2006 | Named Tim Hanley Goalkeeper Coach. |
| AUGUST 7, 2006 | Signed defender Ante Jazic. |
| AUGUST 8, 2006 | Acquired forward Santino Quaranta from D.C. United in exchange for a partial allocation and a conditional 2008 MLS SuperDraft pick. Waived defender Ben Benditson. |
| AUGUST 17, 2006 | Traded forward John Wolyniec to the New York Red Bulls in exchange for a fourth round selection in the 2007 MLS SuperDraft and a second round pick in the 2008 MLS SuperDraft. |
| AUGUST 30, 2006 | Signed forward Josh Hansen to developmental contract. |
| SEPTEMBER 8, 2006 | Signed midfielder Stefani Miglioranza. |
| SEPTEMBER 15, 2006 | Signed forward Gavin Gilton to the senior roster and signed defender Michael Randolph to a developmental contract. |
| NOVEMBER 17, 2006 | Midfielder Paulo Nagamura was selected by Toronto FC in the 2006 MLS Expansion Draft. |
| NOVEMBER 21, 2006 | Waived forward Michael Enfield. |
| DECEMBER 1, 2006 | Acquired goalkeeper Joe Cannon and the 23rd overall pick for the 2007 MLS SuperDraft from the Colorado Rapids, in exchange for forward Herculez Gomez, defender Ugo Ihemelu and the 18th overall pick for the 2007 MLS SuperDraft. |
| DECEMBER 15, 2006 | Acquired a natural second round pick in the 2007 and 2008 MLS SuperDrafts from the Kansas City Wizards, in exchange for goalkeeper Kevin Hartman. |
| DECEMBER 15, 2006 | Acquired forward Nate Jaqua from Toronto FC, in return for a portion of an allocation. |
| DECEMBER 18, 2006 | Re-signed midfielder Santino Quaranta. |
| JANUARY 12, 2007 | Signed midfielder David Beckham. |
| JANUARY 12, 2007 | Selected five players in the 2007 MLS SuperDraft held in Indianapolis, Ind. The Galaxy selected forward Robbie Findley, midfielder Josh Tudela, defender Ty Harden, goalkeeper Tally Hall and defender Bobby Burling. |
| JANUARY 18, 2007 | Selected six players in the 2007 MLS Supplemental Draft. The Galaxy drafted defender Steve Purdy, defender Gordon Kijestan, defender Kevin Long, defender Zach Kirby, midfielder Taylor Canel and defender Keil McClung. |
| FEBRUARY 26, 2007 | Signed defender Ty Harden and midfielder Josh Tudela. |
| MARCH 19, 2007 | Re-signed midfielder Cobi Jones. |
| MARCH 19, 2007 | Signed goalkeeper Lance Friesz. |
| MARCH 23, 2007 | Acquired defender Shavar Thomas from the Kansas City Wizards in exchange for a conditional second round pick in the 2008 MLS SuperDraft. |
| MARCH 23, 2007 | Waived midfielder Josh Gardner. |
| APRIL 3, 2007 | Signed defender Ian Russell. |
| APRIL 12, 2007 | Signed midfielder Kevin Harmse. |
| MAY 3, 2007 | Acquired Chivas USA's natural second round pick in the 2009 MLS SuperDraft in exchange for defender Shavar Thomas. |
| MAY 14, 2007 | Agreed to terms with defender Abel Xavier. |
| JUNE 13, 2007 | Acquired forward Edson Buddle from Toronto FC in exchange for defender Tyrone Marshall. |
| JUNE 20, 2007 | Agreed to terms with forward Carlos Pavaon. |
| JUNE 20, 2007 | Waived defender Ian Russell. |
| JUNE 21, 2007 | Acquired midfielder Chris Klein from Real Salt Lake in exchange for forward Robbie Findley and midfielder Nathan Sturgis. |



sponsored by HERBALIFE

| | |
|--------------------------|---|
| JUNE 29, 2007 | Traded midfielder Santino Quaranta to the New York Red Bulls for a conditional pick in the fourth round of the 2007 MLS SuperDraft. |
| JULY 3, 2007 | Acquired defender Kelly Gray and a second round pick in the 2008 MLS SuperDraft in exchange for forward Nate Jaqua. |
| JULY 11, 2007 | Signed forward Mike Caso. |
| AUGUST 24, 2007 | Named Paul Bravo Director of Soccer. |
| AUGUST 24, 2007 | Acquired U.S. Under-17 National Team forward Israel Sesay in a Major League Soccer weighted lottery. |
| SEPTEMBER 1, 2007 | Named Ian Feuer Goalkeeper Coach. |
| NOVEMBER 5, 2007 | Released Head Coach Frank Yallop. Named Trevor James Interim Head Coach |
| NOVEMBER 9, 2007 | Named Ruud Gullit Head Coach. Cobi Jones officially retired and was named Assistant Coach. |
| NOVEMBER 19, 2007 | Acquired forward Clint Mathis from the New York Red Bulls in exchange for their natural third round pick in the 2008 MLS SuperDraft. |
| NOVEMBER 21, 2007 | Forward Gavin Ginton was selected by the San Jose Earthquakes in the 2007 MLS Expansion Draft. |
| NOVEMBER 28, 2007 | Waived forward Mike Caso, goalkeeper Lance Friesz, forward Carlos Pavon and defender Kyle Veris. |
| JANUARY 9, 2008 | Re-signed defender Chris Albright, goalkeeper Steve Cronin and forward Alan Gordon. |
| JANUARY 10, 2008 | Traded goalkeeper Joe Cannon to the San Jose Earthquakes in exchange for allocation money. |
| JANUARY 15, 2008 | Acquired forward Carlos Ruiz from FC Dallas in exchange for allocation money and a second round pick in the 2009 MLS SuperDraft. |
| JANUARY 18, 2008 | Traded defender Chris Albright to the New England Revolution in exchange for allocation money. |
| JANUARY 18, 2008 | Traded a second round pick (#28 overall) in the 2008 MLS SuperDraft to Toronto FC in exchange for allocation money. |
| JANUARY 18, 2008 | Selected six players in the 2008 MLS SuperDraft held in Baltimore, Md. The Galaxy selected defender Sean Franklin, midfielder Ely Allen, defender Julian Valentin, goalkeeper Matt Allen, midfielder Brandon McDonald and midfielder Matt Hatzke. |
| JANUARY 24, 2008 | Selected four players in the 2008 MLS Supplemental Draft. The Galaxy selected defender Michael Gavin, goalkeeper Charles Alamo, defender Greg Folk and midfielder Daniel DeGeer. |
| FEBRUARY 11, 2008 | Named Armando Rivas Head Athletic Trainer and Chris Neville Fitness Coach. |
| FEBRUARY 12, 2008 | Signed midfielder Ely Allen and defender Julian Valentin. |
| FEBRUARY 15, 2008 | Acquired defender Greg Vanney from D.C. United in exchange for midfielder Quavas Kirk. |
| FEBRUARY 23, 2008 | Signed goalkeeper Charles Alamo. |
| FEBRUARY 29, 2008 | Traded midfielder Kevin Harmse to Toronto FC in exchange for a fourth round pick in the 2009 MLS SuperDraft. |
| MARCH 3, 2008 | Waived defender Celestine Babayaro, midfielder Kelly Gray and midfielder Kyle Martino. |
| MARCH 25, 2008 | Signed forward Bryan Jordan and goalkeeper Josh Wicks. |
| MARCH 25, 2008 | Signed defender Michael Gavin and midfielder Brandon McDonald. |
| MARCH 28, 2008 | Signed midfielder Alvaro Pires. |
| MARCH 28, 2008 | Signed goalkeeper Vito Higgins. |
| APRIL 2, 2008 | Traded the rights to midfielder Matt Hatzke to the San Jose Earthquakes in exchange for a fourth round pick in the 2009 MLS Supplemental Draft. |
| APRIL 14, 2008 | Sign defenders Vardan Adzernian and Scott Bolkan and loan the players to the Portland Timbers of the USL First Division. |
| APRIL 18, 2008 | Acquired midfielder Joe Franchino from the New England Revolution in exchange for a second round pick in the 2009 MLS SuperDraft. |
| JUNE 4, 2008 | Loaned forward Bryan Jordan to the Portland Timbers of the USL First Division for two games. |
| JUNE 26, 2008 | Loaned forward Bryan Jordan to the Portland Timbers of the USL First Division for two games. |
| JULY 3, 2008 | Fitness Coach Chris Neville leaves the club. |
| JULY 8, 2008 | Agreed to terms with defender Eduardo Dominguez. |
| JULY 18, 2008 | Waived defender Abel Xavier. Added Eduardo Dominguez to the Senior Roster. |
| JULY 24, 2008 | Named John Ireland Fitness Coach. |
| JULY 29, 2008 | Loaned forward Bryan Jordan to the Portland Timbers of the USL First Division for the remainder of their season. |
| AUGUST 1, 2008 | Signed midfielder Mike Munoz. Waived goalkeeper Vito Higgins. |
| AUGUST 11, 2008 | Head Coach Ruud Gullit resigns. |
| AUGUST 11, 2008 | President and General Manager Alexi Lalas is relieved of his duties. |
| AUGUST 14, 2008 | Traded the rights to forward Clint Mathis to Real Salt Lake in exchange for a conditional fourth round pick in the 2010 MLS SuperDraft. |
| AUGUST 18, 2008 | Named Bruce Arena General Manager and Head Coach and named Dave Sarachan Associate Head |

| | |
|---------------------------|--|
| | Coach. |
| AUGUST 21, 2008 | Traded forward Carlos Ruiz to Toronto FC in exchange for a first and second round pick in the 2009 MLS Supplemental Draft and salary budget considerations. |
| AUGUST 21, 2008 | Signed midfielder Eddie Lewis. |
| SEPTEMBER 2, 2008 | Recalled Vardan Adzernian, Scoot Bolkan and Bryan Jordan from their loan assignment with the Portland Timbers. |
| SEPTEMBER 10, 2008 | Placed goalkeeper Charles Alamo on the Season Ending Injury list and defender Michael Gavin on the Disabled List. |
| SEPTEMBER 12, 2008 | Acquired goalkeeper Josh Saunders on loan from the Miami FC Blues for the remainder of the season. |
| SEPTEMBER 15, 2008 | Signed midfielder Jeremy Barlow. |
| OCTOBER 26, 2008 | Defender Greg Vanney retired. |
| OCTOBER 30, 2008 | Midfielder David Beckham agreed to join AC Milan on loan starting January 1 until March 9. |
| OCTOBER 30, 2008 | Agree to a technical partnership with AC Milan. |
| NOVEMBER 3, 2008 | Defender Scott Bolkan retired. |
| NOVEMBER 5, 2008 | Assistant General Manager Tom Payne promoted to President of Business Operations. |
| NOVEMBER 12, 2008 | Signed forward Tristan Bowen from the Galaxy Academy. |
| NOVEMBER 24, 2008 | Acquired forward Jovan Kirovski from the San Jose Earthquakes in exchange for a conditional pick in the 2010 MLS Supplemental Draft. |
| NOVEMBER 26, 2008 | Midfielder Peter Vagenas was selected by the Seattle Sounders FC in the 2008 MLS Expansion Draft. |
| NOVEMBER 26, 2008 | Waived midfielder Jeremy Barlow, midfielder Joe Franchino and midfielder Alvaro Pires. |
| DECEMBER 23, 2008 | Signed goalkeeper Donovan Ricketts. |
| JANUARY 5, 2009 | Forward Landon Donovan joined Bayern Munich on loan until March 8. |
| JANUARY 5, 2009 | Signed midfielder Leonard Griffin, re-signed goalkeeper Steve Cronin and forward Jovan Kirovski and released defender Eduardo Dominguez. |
| JANUARY 9, 2009 | Acquired midfielder Stefani Miglioranza from the Columbus Crew in exchange for a conditional fourth round pick in the 2010 MLS SuperDraft. |
| JANUARY 9, 2009 | Director of Soccer Paul Bravo left the club to become the Colorado Rapids Technical Director. |
| JANUARY 13, 2009 | Traded the rights to defender Ty Harden to the Colorado Rapids in exchange for a third round pick (#35 overall) in the 2009 MLS SuperDraft. |
| JANUARY 14, 2009 | Acquired forward Mike Magee from the New York Red Bulls in exchange for a second round pick in the 2010 MLS SuperDraft. |
| JANUARY 15, 2009 | Traded defender Ante Jazic, a third round pick (#35 overall) in the 2009 MLS SuperDraft and a fourth round pick (#49 overall) in the 2009 MLS SuperDraft to Chivas USA in exchange for a second round pick (#19 overall) in the 2009 MLS SuperDraft. |
| JANUARY 15, 2009 | Selected four players in the 2009 MLS SuperDraft held in St. Louis, Mo. The Galaxy selected defender Omar Gonzalez, defender A.J. DeLaGarza, midfielder Josh Boateng and midfielder Kyle Paterson. |
| JANUARY 20, 2009 | Acquired midfielder Dema Kovalenko from Real Salt Lake in exchange for allocation money and a conditional pick in the 2011 MLS SuperDraft. |
| JANUARY 21, 2009 | Goalkeeper Charles Alamo retired. |
| FEBRUARY 3, 2009 | Acquired defender Todd Dunivant from Toronto FC in exchange for allocation money. |
| FEBRUARY 24, 2009 | Named David Kammarman Director of Soccer Operations |
| FEBRUARY 25, 2009 | Waived midfielder Ely Allen, goalkeeper Steve Cronin, midfielder Brandon McDonald, defender Mike Randolph and defender Troy Roberts. |
| MARCH 5, 2009 | Announced that Landon Donovan would return from loan deal with Bayern Munich on March 8. |
| MARCH 8, 2009 | Agreed to extend the loan of David Beckham to AC Milan through the end of the Serie A season on May 31. |
| MARCH 10, 2009 | Traded goalkeeper Josh Wicks to D.C. United in exchange for a conditional pick in the 2010 MLS SuperDraft. |
| MARCH 12, 2009 | Signed goalkeeper Josh Saunders, defenders A.J. DeLaGarza and Yohance Marshall and midfielder Kyle Patterson. |
| MARCH 19, 2009 | Signed defender Tony Sanneh. |
| MARCH 20, 2009 | Called-up MLS League Pool Goalkeeper Miguel Benitez due to extreme hardship. |
| APRIL 3, 2009 | Signed defender Gregg Berhalter. |
| APRIL 3, 2009 | Placed defender Leonard Griffin on the Disabled List |
| APRIL 3, 2009 | Called-up MLS League Pool Goalkeeper Miguel Benitez due to extreme hardship. |
| APRIL 24, 2009 | Placed defender Yohance Marshall on the Disabled List. |
| MAY 11, 2009 | Loaned defender Julian Valentin to the Cleveland City Stars of the USL First Division for one month. |



sponsored by **HERBALIFE**

| | |
|---------------------------|--|
| MAY 29, 2009 | Activated defender Leonard Griffin from the Disabled List and placed defender Sean Franklin on the Disabled List. |
| JUNE 8, 2009 | Recalled defender Julian Valentin from loan spell with the Cleveland City Stars of the USL First Division. |
| JUNE 11, 2009 | Loaned defender Julian Valentin to the Cleveland City Stars of the USL First Division. |
| JUNE 12, 2009 | Called-up MLS League Pool Goalkeeper Kevin Guppy due to extreme hardship. |
| JUNE 19, 2009 | Called-up MLS League Pool Goalkeeper Kevin Guppy due to extreme hardship. |
| JUNE 22, 2009 | Recalled defender Julian Valentin from loan spell with the Cleveland City Stars of the USL First Division. |
| JUNE 25, 2009 | Loaned defender Yohance Marshall to the Austin Aztex of the USL First Division. |
| JUNE 26, 2009 | Placed defender Julian Valentin on the Disabled List. |
| JULY 1, 2009 | Acquired forward Alecko Eskandarian from Chivas USA in exchange for allocation money and a conditional pick in the 2010 MLS SuperDraft |
| JULY 1, 2009 | Terminated the contract of midfielder Josh Tudela. |
| JULY 2, 2009 | Activated defender Yohance Marshall from the Disabled List. |
| JULY 8, 2009 | Agreed to terms with midfielder Chris Birchall. |
| JULY 15, 2009 | Officially added David Beckham and Chris Birchall to the roster after they received their ITC's. |
| AUGUST 21, 2009 | Loaned forward Tristan Bowen to the Miami FC Blues of the USL First Division. |
| AUGUST 28, 2009 | Recalled forward Tristan Bowen from loan spell with the Miami FC Blues of the USL First Division. |
| SEPTEMBER 11, 2009 | Placed forward Alecko Eskandarian on the Disabled List. |
| SEPTEMBER 15, 2009 | Activated defender Sean Franklin from the Disabled List. |
| NOVEMBER 26, 2009 | Midfielder Stefani Miglieranz was selected by the Philadelphia Union in the 2009 MLS Expansion Draft. |
| NOVEMBER 26, 2009 | Waived midfielder Kyle Patterson and defender Julian Valentin. |
| DECEMBER 16, 2009 | Signed forward Landon Donovan to a four-year contract. |
| DECEMBER 21, 2009 | Signed defender Alex Cazumba, midfielder Juninho and defender Leonardo on loan from Sao Paulo for the 2010 MLS season. |
| JANUARY 6, 2010 | Forward Landon Donovan joined Everton on loan until March 15. |
| JANUARY 14, 2010 | Acquired midfielder Clint Mathis and a first round pick in the 2010 MLS SuperDraft, in exchange for a first round pick in the 2010 MLS SuperDraft and a third round pick in the 2011 MLS SuperDraft. |
| JANUARY 14, 2010 | Acquired a third round pick in the 2011 MLS SuperDraft from Real Salt Lake in exchange for their third round pick in the 2010 MLS SuperDraft. |
| JANUARY 14, 2010 | Selected one player in the 2010 MLS SuperDraft held in Philadelphia, Pa. The Galaxy selected midfielder Michael Stephens. |
| APRIL 10, 2010 | Loaned defender Yohance Marshall to the Austin Aztex of the USSF Division 2. |
| MAY 19, 2010 | Recalled defender Yohance Marshall from his loan assignment with the Austin Aztex of the USSF Division 2. |
| MAY 24, 2010 | Returned defender Yohance Marshall to his loan assignment with the Austin Aztex of the USSF Division 2. |
| JUNE 24, 2010 | Placed forward Mike Magee on the Disabled List. |
| JULY 15, 2010 | Officially added David Beckham to the club's roster and placed him on the Disabled List. |
| AUGUST 3, 2010 | Midfielder Clint Mathis announced his retirement from soccer. |
| AUGUST 4, 2010 | Claimed goalkeeper Brian Perk off waivers from the Philadelphia Union. |
| AUGUST 5, 2010 | Traded forward Alan Gordon to Chivas USA in exchange for allocation money. |
| AUGUST 13, 2009 | Activated forward Mike Magee from the Disabled List. |
| SEPTEMBER 9, 2010 | Activated midfielder David Beckham from the Disabled List. |
| SEPTEMBER 13, 2010 | Recalled defender Yohance Marshall from his loan assignment with the Austin Aztex of the USSF Division 2. |
| OCTOBER 20, 2010 | Midfielder Eddie Lewis announced his retirement from soccer. |
| OCTOBER 20, 2010 | Midfielder Chris Klein announced his retirement from soccer. |
| NOVEMBER 22, 2010 | Traded an international player roster slot to the Portland Timbers in exchange for allocation money. The Timbers will keep the slot until the end of the 2012 MLS season. |
| DECEMBER 3, 2010 | Named Chris Klein Senior Director of the LA Galaxy Academy Program and Special Projects |
| DECEMBER 3, 2010 | Did not offer options to Jovan Kirovski or Dema Kovalenko, making them available for the MLS Re-Entry Process. |
| DECEMBER 7, 2010 | Assistant Coach/Director of Player Development Trevor James left the club to become an assistant coach with the Portland Timbers. |

| | |
|--------------------------|--|
| DECEMBER 15, 2010 | Acquired the #5 pick in the first round of Stage 2 of the MLS Re-Entry Process from the Houston Dynamo in exchange for the Galaxy's natural fourth round pick in the 2014 MLS SuperDraft. |
| DECEMBER 15, 2010 | Selected forward Juan Pablo Angel and midfielder Luke Sassano in Stage 2 of the MLS Re-Entry Process. |
| DECEMBER 15, 2010 | Traded the rights to midfielder Luke Sassano to Sporting Kansas City in exchange for the rights to defender Frankie Hejduk. |
| DECEMBER 15, 2010 | Traded forward Tristan Bowen to Chivas USA in exchange for allocation money. Additionally, if Bowen is transferred outside of MLS, the Galaxy and Chivas USA would split all club revenue from transfer fees evenly. |
| DECEMBER 16, 2010 | Re-signed midfielder Jovan Kirovski. |
| DECEMBER 30, 2010 | Signed defender Frankie Hejduk. |
| JANUARY 4, 2011 | Re-signed defender Gregg Berhalter and named his player-assistant coach. |
| JANUARY 10, 2011 | Assistant Coach Cobi Jones leaves the club to join the New York Cosmos. |
| JANUARY 10, 2011 | Forward Edson Buddle signs with FC Ingolstadt on a free transfer. |
| JANUARY 11, 2011 | Acquired forward Adam Cristman from D.C. United in exchange for a first round pick in the 2011 MLS Supplemental Draft. |
| JANUARY 13, 2011 | Acquired forward Chad Barrett from Toronto FC in exchange for future considerations. |
| JANUARY 13, 2011 | Acquired two first round picks in the 2011 MLS Supplemental Draft from D.C. United in exchange for their third round pick in the 2011 MLS SuperDraft. |
| JANUARY 13, 2011 | Selected two players in the 2011 MLS SuperDraft held in Baltimore, Md. The Galaxy selected midfielder Paolo Cardozo and midfielder Hector Jimenez. |
| JANUARY 18, 2011 | Selected four players in the 2011 MLS Supplemental Draft. The Galaxy selected midfielder Daniel Keat, defender Ryan Thomas, midfielder Dustin McCarty and goalkeeper Zach Johnson. |
| JANUARY 19, 2011 | Signed forward Juan Pablo Angel. |
| JANUARY 27, 2011 | Named Curt Onalfo Assistant Coach. |
| JANUARY 27, 2011 | Goalkeeper Donovan Ricketts received his United States Green Card, giving him permanent resident status. As a result, Ricketts will no longer occupy one of the international slots on the club's roster. |
| JANUARY 28, 2011 | Signed midfielder Miguel Lopez on loan from Quilmes for the 2011 MLS season. |
| JANUARY 31, 2011 | Signed forward Jack McBean as a Home Grown Player. |
| DECEMBER 13, 2011 | LA Galaxy sign Brazilian midfielder Marcelo Fazio Sarvas on a free transfer |
| DECEMBER 22, 2011 | Signed midfielder Jose Villarreal as a Homegrown Player |
| DECEMBER 22, 2011 | Re-sign defender Sean Franklin |
| DECEMBER 22, 2011 | Re-sign midfielder Bryan Jordan |
| DECEMBER 22, 2011 | Re-sign forward Adam Cristman |
| DECEMBER 23, 2011 | Signed goalkeeper Nick Noble |
| DECEMBER 23, 2011 | Signed forward Pat Noonan |
| JANUARY 18, 2012 | Re-sign midfielder David Beckham to a two-year contract |
| FEBRUARY 1, 2012 | Signed forward Edson Buddle on a free transfer |
| FEBRUARY 1, 2012 | Acquired midfielder Kyle Nakazawa and a second round pick in the 2013 MLS Draft from Philadelphia in exchange for one of the Galaxy's eight international player roster spots during the 2012 season |
| FEBRUARY 7, 2012 | Juninho joins LA on loan from Sao Paulo |
| FEBRUARY 7, 2012 | Signed defender Leonardo |
| FEBRUARY 29, 2012 | Signed veteran goalkeeper Bill Gaudette |
| JULY 3, 2012 | Adam Cristman announces retirement |
| JULY 13, 2012 | Signed goalkeeper Brian Rowe |
| JULY 13, 2012 | LA Galaxy trade goalkeeper Bill Gaudette to NYRB in exchange for NY's second round pick in the 2014 MLS Supplemental Draft |
| JULY 31, 2012 | Loan forward Chad Barrett to Välerenga |
| SEPTEMBER 5, 2012 | Signed Swedish midfielder Christian Wilhelmsson |
| DECEMBER 11, 2012 | Signed defender Oscar Sorto as a Homegrown Player |
| DECEMBER 20, 2012 | Signed forward Gyasi Zardes as a Homegrown Player |
| DECEMBER 31, 2012 | Signed goalkeeper Carlo Cudicini on a free transfer from Tottenham Hotspur |
| JANUARY 16, 2013 | Signed midfielder Juninho to a multi-year contract on a transfer from São Paulo |
| MARCH 1, 2013 | Sign forward Chandler Hoffman trade from Philadelphia) |
| MAY 25, 2013 | Signed midfielder Robbie Rogers to a multi-year contract |
| JUNE 17, 2013 | Acquire midfielder Pablo Mastroeni from a trade with Colorado |
| JULY 19, 2013 | Signed midfielder Laurent Cottois on a free transfer |



sponsored by HERBALIFE.

| | |
|--------------------------|---|
| AUGUST 5, 2013 | Signed Panamanian goalkeeper Jaime Penedo on a free transfer |
| AUGUST 15, 2013 | Omar Gonzalez signs new contract as a Designated Player |
| NOVEMBER 14, 2013 | Signed midfielder Baggio Husidic |
| NOVEMBER 14, 2013 | Re-signed defender Todd Dunivant |
| DECEMBER 9, 2013 | Goalkeeper Carlo Cudicini contract terminated |
| DECEMBER 9, 2013 | Midfielder Michael Stephens contract terminated |
| DECEMBER 9, 2013 | Galaxy declines options for defender Sean Franklin, midfielder Laurent Courtis, and midfielder Colin Clark |
| DECEMBER 10, 2013 | Midfielder Pablo Mastroeni announces retirement |
| DECEMBER 11, 2013 | Matt Reis signed as goalkeeper coach |
| DECEMBER 23, 2013 | Forward Jose Villarreal loaned to Cruz Azul |
| JANUARY 6, 2014 | Kenny Arena added to coaching staff as an assistant coach |
| JANUARY 7, 2014 | Brazilian forward Samuel loaned from Fluminense |
| JANUARY 13, 2014 | Signed forward Rob Friend |
| JANUARY 14, 2014 | Midfielder Hector Jimenez traded to Columbus Crew |
| JANUARY 30, 2014 | Signed midfielder Stefan Ishizaki |
| FEBRUARY 6, 2014 | Signed Head Coach and General Manager Bruce Arena to a multi-year contract extension |
| FEBRUARY 20, 2014 | Signed Jamieson Bradford IV and Raul Mendiola to Homegrown Player contracts |
| FEBRUARY 28, 2014 | Defender Bryan Gaul waived from Galaxy roster |
| MARCH 3, 2014 | Acquired a conditional draft pick in the 2016 MLS SuperDraft from the Chicago Fire in exchange for defender Greg Cochrane |
| MARCH 4, 2014 | Signed veteran defender James Riley |
| MARCH 5, 2014 | Signed Robbie Keane to a multi-year contract extension |
| MARCH 7, 2014 | Signed defender Dan Gargan |
| MARCH 21, 2014 | Loaned Rafael Garcia, Bradford Jamieson IV, Jack McBean, Raul Mendiola, Charlie Rugg and Oscar Sorto to LA Galaxy II |
| JULY 10, 2014 | LA Galaxy terminate loan agreement with Samuel |
| JULY 29, 2014 | Acquired third position in MLS allocation ranking from D.C. United in exchange for Kofi Opare and 2015 second round MLS SuperDraft pick |
| AUGUST 11, 2014 | LA Galaxy acquired Alan Gordon from San Jose Earthquakes in exchange for allocation money |
| OCTOBER 1, 2014 | Loaned forward Charlie Rugg to Indy Eleven (NASL) |
| OCTOBER 22, 2014 | Signed A.J. DeLaGarza to a multi-year contract extension |
| NOVEMBER 13, 2014 | Signed Robbie Rogers to a multi-year contract extension |
| JANUARY 6, 2015 | Re-sign forward Alan Gordon |
| JANUARY 7, 2015 | Signed English midfielder Steven Gerrard as Designated Player |
| JANUARY 15, 2015 | LA Galaxy acquire third allocation ranking and allocation money from the Colorado Rapids in exchange for Marcelo Sarvas & an international roster spot. |
| JANUARY 21, 2015 | Re-sign Goalkeeper Brian Perk |
| JANUARY 26, 2015 | Re-sign midfielder Rafael Garcia |

SUPER DRAFT SELECTIONS

2015 MLS SUPERDRAFT (PHILADELPHIA, PENNSYLVANIA)

| RD | OVR | SELECTION | POS. | HT. | WT. | HOMETOWN | DOB | COLLEGE/LAST CLUB |
|----|-----|------------------|------|-----|-----|---------------|------------|-------------------|
| 1 | 21 | Ignacio Maganto | F | 5-8 | 140 | Madrid, Spain | 01/02/1992 | Iona College |
| 3 | 62 | Daniel Keller | D | 6-0 | 155 | Carmel, IN | 02/17/92 | Louisville |
| 4 | 82 | Andrew Wolverton | GK | 6-6 | 222 | Atlanta, GA | 06/04/93 | Penn State |

2014 MLS SUPERDRAFT (INDIANAPOLIS, INDIANA)

| RD | OVR | SELECTION | POS. | HT. | WT. | HOMETOWN | DOB | COLLEGE/LAST CLUB |
|----|-----|-------------|------|-----|-----|------------|----------|-------------------|
| 2 | 23 | Kyle Venter | D | 6-3 | 190 | Aurora, CO | 03/13/91 | New Mexico |

2013 MLS SUPERDRAFT (INDIANAPOLIS, INDIANA)

| RD | OVR | SELECTION | POS. | HT. | WT. | HOMETOWN | DOB | COLLEGE/LAST CLUB |
|----|-----|--------------|------|-----|-----|---------------------|----------|-------------------|
| 1 | 19 | Charlie Rugg | F | 6-0 | 190 | Roslindale, Mass. | 10/02/90 | Boston College |
| 2 | 24 | Kofi Opare | D | 6-2 | 190 | Niagara Falls, Ont. | 10/12/90 | Michigan |
| 2 | 38 | Greg Cochran | M | 5-8 | 150 | Holland Pa. | 11/01/90 | Louisville |

2013 MLS SUPPLEMENTAL DRAFT

| RD | OVR | SELECTION | POS. | HT. | WT. | HOMETOWN | DOB | COLLEGE/LAST CLUB |
|----|-----|-------------|------|-----|-----|-------------|----------|-------------------|
| 1 | 6 | Andy Riemer | M | 6-0 | 170 | McLean, Va. | 01/21/91 | Georgetown |
| 3 | 57 | Pass | | | | | | |
| 4 | 76 | Pass | | | | | | |

2012 MLS SUPERDRAFT (KANSAS CITY, MISSOURI)

| RD | OVR | SELECTION | POS. | HT. | WT. | HOMETOWN | DOB | COLLEGE/LAST CLUB |
|----|-----|---------------|------|-----|-----|-----------------|----------|-------------------|
| 1 | 19 | Tommy Meyer | D | 6-2 | 175 | St. Louis, Mo. | 03/20/90 | Indiana |
| 2 | 38 | Kenney Walker | M | 5-9 | 175 | Wickliffe, Ohio | 12/23/88 | Louisville |

2012 MLS SUPPLEMENTAL DRAFT

| RD. | OVR | SELECTION | POS. | HT. | WT. | HOMETOWN | DOB | COLLEGE/LAST CLUB |
|-----|-----|------------------|------|-----|-----|---------------------|----------|----------------------|
| 1 | 19 | Bryan Gaul | D | 6-5 | 202 | Naperville, Ill. | 08/10/89 | Bradley |
| 2 | 38 | Rafael Garcia | M | 5-6 | 150 | Canoga Park, Calif. | 12/19/88 | Cal State-Northridge |
| 3 | 57 | Yuri Gorentzvaig | F | 6-2 | 178 | Sao Paulo, Brazil | 06/26/90 | Flamengo (BRA) |
| 4 | 62 | Stephen Posa | M | 5-9 | 160 | San Diego, Calif. | 08/31/90 | San Diego |
| 4 | 76 | Justin Davies | D | 5-9 | 160 | San Diego, Calif. | 05/29/88 | San Diego State |

2011 MLS SUPERDRAFT (BALTIMORE, MARYLAND)

| RD. | OVR | SELECTION | POS. | HT. | WT. | HOMETOWN | DOB | COLLEGE/LAST CLUB |
|-----|-----|----------------|------|-----|-----|----------------------|----------|-------------------|
| 1 | 16 | Paolo Cardozo | M | 5-5 | 135 | Montevideo, Uruguay | 06/09/89 | Quilmes (ARG) |
| 2 | 34 | Hector Jimenez | M | 5-9 | 140 | Bell Gardens, Calif. | 11/03/88 | California |

2011 MLS SUPPLEMENTAL DRAFT

| RD. | OVR | SELECTION | POS. | HT. | WT. | HOMETOWN | DOB | COLLEGE/LAST CLUB |
|-----|-----|----------------|------|------|-----|-------------------------|----------|-------------------|
| 1 | 3 | Daniel Keat | M | 5-10 | 165 | Wellington, New Zealand | 09/28/87 | Dartmouth |
| 1 | 16 | Ryan Thomas | D | 5-9 | 160 | Claremont, Calif. | 05/20/89 | Stanford |
| 2 | 34 | Dustin McCarty | M | 5-8 | 165 | Maitland, Fla. | 10/12/88 | North Carolina |
| 3 | 52 | Zach Johnson | GK | 6-4 | 200 | Lumberton, N.J. | 05/04/88 | West Virginia |

2010 MLS SUPERDRAFT (PHILADELPHIA, PENNSYLVANIA)

| RD. | OVR | SELECTION | POS. | HT. | WT. | HOMETOWN | DOB | COLLEGE/LAST CLUB |
|-----|-----|------------------|------|-----|-----|------------------|----------|-------------------|
| 1 | 16 | Michael Stephens | M | 5-9 | 155 | Naperville, Ill. | 04/03/89 | UCLA |

2009 MLS SUPERDRAFT (ST. LOUIS, MISSOURI)

| RD. | OVR | SELECTION | POS. | HT. | WT. | HOMETOWN | DOB | COLLEGE/LAST CLUB |
|-----|-----|----------------|------|-----|-----|------------------|----------|-------------------|
| 1 | 3 | Omar Gonzalez | D | 6-5 | 210 | Dallas, Texas | 10/11/88 | Maryland |
| 2 | 19 | A.J. DeLaGarza | D | 5-9 | 145 | Bryans Road, Md. | 11/04/87 | Maryland |
| 3 | 33 | Josh Boateng | M | 5-9 | 160 | Accra, Ghana | 01/02/87 | Liberty |



presented by HERBALIFE

| | | | | | | | | |
|---|----|----------------|---|-----|-----|---------------------|----------|-----------|
| 4 | 48 | Kyle Patterson | M | 5-9 | 175 | Birmingham, England | 01/06/86 | St. Louis |
|---|----|----------------|---|-----|-----|---------------------|----------|-----------|

2008 MLS SUPERDRAFT (BALTIMORE, MARYLAND)

| RD. | OVR | SELECTION | POS. | HT. | WT. | HOMETOWN | DOB | COLLEGE/LAST CLUB |
|-----|-----|------------------|------|------|-----|------------------|----------|----------------------|
| 1 | 4 | Sean Franklin | D | 5-10 | 155 | Palmdale, Calif. | 03/21/85 | Cal State-Northridge |
| 2 | 21 | Ely Allen | M | 5-11 | 165 | Kent, Wash. | 06/12/86 | Washington |
| 3 | 29 | Julian Valentin | D | 6-0 | 180 | Lancaster, Pa. | 02/23/87 | Wake Forest |
| 3 | 34 | Matt Allen | GK | 6-3 | 205 | Omaha, Neb. | 08/26/86 | Creighton |
| 4 | 46 | Brandon McDonald | M | 6-1 | 185 | Glendale, Ariz. | 01/16/86 | San Francisco |
| 4 | 51 | Matt Hatzke | M | 5-9 | 155 | San Jose, Calif. | 12/27/85 | Santa Clara |

2008 MLS SUPPLEMENTAL DRAFT

| RD. | OVR | SELECTION | POS. | HT. | WT. | HOMETOWN | DOB | COLLEGE/LAST CLUB |
|-----|-----|---------------|------|------|-----|-------------------------|----------|-------------------|
| 1 | 4 | Michael Gavin | D | 5-10 | 165 | Scottsdale, Ariz. | 03/20/86 | Portland |
| 2 | 18 | Charles Alamo | GK | 6-3 | 215 | San Luis Obispo, Calif. | 11/16/84 | UC-Riverside |
| 3 | 32 | Greg Folk | D | 5-9 | 165 | Woodland Hills, Calif. | 04/10/87 | UCLA |
| 4 | 46 | Daniel DeGeer | M | 5-9 | 155 | Portland, Ore. | 09/04/85 | San Francisco |

2007 MLS SUPERDRAFT (INDIANAPOLIS, INDIANA)

| RD. | OVR | SELECTION | POS. | HT. | WT. | HOMETOWN | DOB | COLLEGE/LAST CLUB |
|-----|-----|----------------|------|-----|-----|---------------------|----------|-------------------|
| 2 | 16 | Robbie Findley | F | 5-9 | 165 | Phoenix, Ariz. | 08/04/85 | Oregon State |
| 2 | 20 | Josh Tudela | M | 5-9 | 160 | Evansville, Ind. | 03/13/84 | Indiana |
| 2 | 23 | Ty Harden | D | 6-1 | 190 | Junction City, Ore. | 03/06/84 | Washington |
| 4 | 44 | Tally Hall | GK | 6-4 | 205 | Gig Harbor, Wash. | 05/12/85 | San Diego State |
| 4 | 45 | Bobby Burling | D | 6-5 | 195 | Monument, Colo. | 10/15/85 | Loyola Marymount |

2007 MLS SUPPLEMENTAL DRAFT

| RD. | OVR | SELECTION | POS. | HT. | WT. | HOMETOWN | DOB | COLLEGE/LAST CLUB |
|-----|-----|-----------------|------|------|-----|-------------------------|----------|----------------------|
| 1 | 5 | Steve Purdy | D | 6-4 | 190 | San Jose, Calif. | 02/05/85 | California |
| 1 | 10 | Gordon Kljestan | D | 6-0 | 170 | Huntington Beach, Calif | 11/30/83 | Seton Hall |
| 2 | 18 | Kevin Long | D | 6-1 | 170 | Irvine, Calif. | 07/02/83 | San Francisco |
| 2 | 22 | Zach Kirby | D | 6-1 | 175 | Marietta, Calif. | 01/02/85 | Boston University |
| 2 | 26 | Taylor Canel | M | 5-10 | 167 | Sherman Oaks, Calif. | 04/30/85 | Cal State-Northridge |
| 4 | 44 | Keil McClung | D | 6-1 | 180 | Palmdale, Calif. | 05/01/85 | UCLA |

2006 MLS SUPERDRAFT (PHILADELPHIA, PENNSYLVANIA)

| RD. | OVR | SELECTION | POS. | HT. | WT. | HOMETOWN | DOB | COLLEGE/LAST CLUB |
|-----|-----|-----------------|------|------|-----|---------------------|----------|----------------------|
| 1 | 12 | Nathan Sturgis | D/M | 5-10 | 150 | St. Augustine, Fla. | 07/06/87 | Clemson |
| 2 | 24 | Marc Burch | F | 6-2 | 190 | Cincinnati, Ohio | 05/07/84 | Maryland |
| 3 | 25 | Kyle Veris | D | 6-3 | 170 | Strongsville, Ohio | 03/15/83 | Ohio State |
| 3 | 36 | Chris Dunsheath | GK | 6-3 | 196 | Rockford, Ill. | 08/16/83 | Bradley |
| 4 | 48 | Aaron King | F | 6-0 | 175 | Denver, Colo. | 01/31/82 | North Carolina State |

2006 MLS SUPPLEMENTAL DRAFT

| RD. | OVR | SELECTION | POS. | HT. | WT. | HOMETOWN | DOB | COLLEGE/LAST CLUB |
|-----|-----|------------------|------|-----|-----|---------------------|----------|----------------------|
| 1 | 12 | Trevor McEachron | D | 6-2 | 180 | Woodbridge, Va. | 08/04/83 | Old Dominion |
| 2 | 24 | Daniel Paladini | M | 5-8 | 165 | Northridge, Calif. | 11/11/84 | Cal State-Northridge |
| 3 | 36 | Armando Melendez | M | 5-8 | 160 | Los Angeles, Calif. | 07/02/83 | Loyola Marymount |
| 4 | 48 | Matt Couch | F | 6-1 | 195 | Tuscon, Ariz. | 10/23/83 | San Diego State |

2005 MLS SUPERDRAFT (BALTIMORE, MARYLAND)

| RD. | OVR | SELECTION | POS. | HT. | WT. | HOMETOWN | DOB | COLLEGE/LAST CLUB |
|-----|-----|-----------------|------|------|-----|-------------------|----------|-------------------------|
| 1 | 5 | Ugo Ihemelu | D | 6-0 | 184 | Cedar Hill, Texas | 04/03/83 | SMU |
| 1 | 8 | Troy Roberts | D | 5-10 | 170 | Fremont, Calif. | 09/18/83 | California |
| 2 | 16 | Michael Enfield | M | 5-7 | 150 | Ventura, Calif. | 07/19/83 | UCLA |
| 3 | 34 | Quavas Kirk | M | 6-1 | 165 | Aurora, Ill. | 04/13/88 | U.S. U-17 National Team |

| | | | | | | | | |
|---|----|------------------|---|-----|-----|--------------------|----------|------------------|
| 4 | 46 | Mubarike Chisoni | M | 5-8 | 140 | Bulawayo, Zimbabwe | 05/10/81 | Coastal Carolina |
|---|----|------------------|---|-----|-----|--------------------|----------|------------------|

2005 MLS SUPPLEMENTAL DRAFT

| RD. | OVR | SELECTION | POS. | HT. | WT. | HOMETOWN | DOB | COLLEGE/LAST CLUB |
|-----|-----|-------------------|------|------|-----|-------------------------|----------|----------------------|
| 1 | 10 | Ben Benditson | D | 5-11 | 175 | Oak Park, Calif. | 02/16/83 | Cal State-Northridge |
| 2 | 19 | Drew McAthy | F | 6-2 | 180 | Huntington Beach, Calif | 09/10/82 | UC – Santa Barbara |
| 2 | 22 | Matt Kovar | D | 6-1 | 185 | Palos Verdes, Calif. | 02/15/83 | Loyola Marymount |
| 3 | 34 | Ryan Shaw | F | 5-8 | 155 | La Canada, Calif. | 11/06/82 | UC – Davis |
| 4 | 46 | Jeremiah Gallegos | F | 5-10 | 140 | Laguna Beach, Calif. | 09/07/81 | Cincinnati |



2014 LA GALAXY STATISTICS (17-7-10, 61 PTS.) THROUGH GAMES OF OCTOBER 25, 2014



sponsored by HERBALIFE

| UNF | POS | PLAYER | GP | GS | MIN | G | A | SHT | SOG | FC | FS | OFF | CK | C | E |
|--------------------|-----|-------------------|----|----|------|----|----|-----|-----|-----|-----|-----|-----|----|---|
| 7 | F | Robbie Keane | 29 | 28 | 2549 | 19 | 14 | 122 | 54 | 23 | 38 | 22 | 3 | 2 | 0 |
| 11 | F | Gyasi Zardes | 32 | 26 | 2392 | 16 | 2 | 74 | 30 | 13 | 37 | 8 | 2 | 0 | 0 |
| 10 | M | Landon Donovan | 31 | 30 | 2720 | 10 | 19 | 66 | 24 | 31 | 32 | 6 | 95 | 7 | 0 |
| 24 | M | Stefan Ishizak | 30 | 22 | 1898 | 5 | 7 | 35 | 15 | 21 | 20 | 3 | 69 | 2 | 0 |
| 6 | M | Baggio Husidic | 34 | 26 | 2197 | 5 | 4 | 44 | 9 | 23 | 29 | 1 | 4 | 3 | 0 |
| 9 | F | Alan Gordon (TOT) | 29 | 11 | 1176 | 5 | 1 | 39 | 17 | 33 | 35 | 13 | 0 | 3 | 0 |
| 9 | F | Alan Gordon (LA) | 14 | 5 | 511 | 5 | 1 | 22 | 13 | 16 | 15 | 4 | 0 | 0 | 0 |
| 4 | D | Omar Gonzalez | 22 | 22 | 1902 | 4 | 2 | 18 | 10 | 28 | 19 | 1 | 0 | 5 | 1 |
| 8 | M | Marcelo Sarvas | 28 | 25 | 2218 | 3 | 11 | 39 | 15 | 57 | 43 | 1 | 1 | 6 | 0 |
| 22 | D | Leonardo | 24 | 20 | 1837 | 1 | 0 | 8 | 1 | 19 | 7 | 0 | 0 | 1 | 0 |
| 33 | D | Dan Gargan | 29 | 27 | 2400 | 0 | 5 | 7 | 1 | 37 | 21 | 1 | 0 | 7 | 1 |
| 19 | M | Juninho | 34 | 31 | 2758 | 0 | 4 | 55 | 15 | 35 | 29 | 0 | 0 | 3 | 0 |
| 20 | D | A.J. DeLaGarza | 29 | 28 | 2491 | 0 | 2 | 2 | 2 | 24 | 31 | 0 | 0 | 4 | 0 |
| 14 | M | Robbie Rogers | 19 | 15 | 1372 | 0 | 2 | 13 | 4 | 24 | 14 | 2 | 0 | 2 | 0 |
| 16 | F | Rob Friend | 10 | 4 | 376 | 0 | 1 | 14 | 3 | 4 | 16 | 2 | 0 | 0 | 0 |
| 38 | F | Bradford Jamieson | 2 | 0 | 23 | 0 | 1 | 0 | 0 | 1 | 0 | 0 | 0 | 0 | 0 |
| 2 | D | Todd Dunivant | 7 | 5 | 370 | 0 | 0 | 2 | 0 | 0 | 1 | 0 | 0 | 0 | 0 |
| 25 | M | Rafael Garcia | 1 | 0 | 16 | 0 | 0 | 1 | 1 | 1 | 0 | 0 | 0 | 0 | 0 |
| 30 | F | Chandler Hoffman | 8 | 0 | 61 | 0 | 0 | 4 | 2 | 2 | 0 | 2 | 0 | 1 | 0 |
| 40 | F | Raul Mendiola | 3 | 0 | 57 | 0 | 0 | 2 | 0 | 2 | 0 | 0 | 0 | 0 | 0 |
| 21 | D | Tommy Meyer | 12 | 10 | 926 | 0 | 0 | 1 | 0 | 7 | 5 | 0 | 0 | 0 | 0 |
| 28 | D | *Kofi Opare | 6 | 5 | 495 | 0 | 0 | 2 | 0 | 4 | 6 | 0 | 0 | 2 | 0 |
| 18 | G | Jaime Penedo | 29 | 29 | 2610 | 0 | 0 | 0 | 0 | 0 | 3 | 0 | 0 | 0 | 0 |
| 1 | G | Brian Perk | 2 | 2 | 180 | 0 | 0 | 0 | 0 | 0 | 2 | 0 | 0 | 0 | 0 |
| 26 | D | James Riley | 4 | 3 | 254 | 0 | 0 | 0 | 0 | 11 | 4 | 0 | 0 | 2 | 0 |
| 12 | G | Brian Rowe | 3 | 3 | 270 | 0 | 0 | 0 | 0 | 0 | 0 | 0 | 0 | 0 | 0 |
| 9 | F | Samuel | 8 | 4 | 358 | 0 | 0 | 10 | 2 | 4 | 6 | 1 | 0 | 1 | 0 |
| 36 | D | Oscar Sorto | 1 | 0 | 15 | 0 | 0 | 0 | 0 | 0 | 0 | 0 | 0 | 0 | 0 |
| 5 | F | Jose Villarreal | 5 | 0 | 19 | 0 | 0 | 0 | 0 | 2 | 3 | 1 | 0 | 0 | 0 |
| 34 | M | Kenney Walker | 8 | 4 | 329 | 0 | 0 | 2 | 0 | 5 | 6 | 0 | 0 | 0 | 0 |
| 32 | F | Jack McBean | 0 | 0 | 0 | 0 | 0 | 0 | 0 | 0 | 0 | 0 | 0 | 0 | 0 |
| 27 | F | Charlie Rugg | 0 | 0 | 0 | 0 | 0 | 0 | 0 | 0 | 0 | 0 | 0 | 0 | 0 |
| 31 | D | Kyle Venter | 0 | 0 | 0 | 0 | 0 | 0 | 0 | 0 | 0 | 0 | 0 | 0 | 0 |
| Own-goals received | | | 1 | | | | | | | | | | | | |
| Team totals | | | 34 | 34 | 3060 | 69 | 75 | 543 | 201 | 394 | 415 | 55 | 174 | 48 | 2 |
| Opponent totals | | | 34 | 34 | 3060 | 37 | 31 | 351 | 131 | 415 | 394 | 71 | 143 | 54 | 5 |

GAME-WINNING GOALS: Gyasi Zardes 6, Robbie Keane 5, Landon Donovan 4, Alan Gordon 1, Omar Gonzalez 1

GAME-WINNING ASSISTS: Robbie Keane 6, Landon Donovan 5, Marcelo Sarvas 4, Stefan Ishizaki 3, Juninho 1, Dan Gargan 1

PENALTY KICK GOALS/ATTEMPTS: Robbie Keane 1-4, Landon Donovan 3-3, Marcelo Sarvas 0-1

LA GALAXY INDIVIDUAL GOALKEEPING

| UNF | POS | GOALKEEPER | GP | GS | MIN | SHTS | SV | GA | GAA | PG | PA | W | L | T | SO |
|-----------------|-----|--------------|----|----|------|------|-----|----|------|----|----|----|----|----|----|
| 1 | G | Brian Perk | 2 | 2 | 180 | 3 | 2 | 1 | 0.50 | 0 | 0 | 1 | 0 | 1 | 1 |
| 12 | G | Brian Rowe | 3 | 3 | 270 | 13 | 10 | 3 | 1.00 | 0 | 0 | 1 | 0 | 2 | 1 |
| 18 | G | Jaime Penedo | 9 | 29 | 2610 | 115 | 81 | 33 | 1.14 | 3 | 3 | 1 | 5 | 7 | 8 |
| Team totals | | | 34 | 34 | 3060 | 131 | 93 | 37 | 1.09 | 3 | 3 | 17 | 7 | 10 | 10 |
| Opponent totals | | | 34 | 34 | 3060 | 201 | 126 | 69 | 2.03 | 4 | 8 | 7 | 17 | 10 | 4 |

* = Played with other teams in 2014. Only LA Galaxy statistics listed here.

2014 GAME BY GAME

| DATE | OPPONENT | RESULT | ATT. | W-L-T | POS. | PTS | NOTES: |
|------------|-------------------|--------|--------|---------|------|-----|--|
| 03/08/2014 | Real Salt Lake | L 0-1 | 25,634 | 0-1-0 | T6 | 0 | RSL: Plata (80) |
| 03/22/2014 | at Real Salt Lake | T 1-1 | 20,466 | 0-1-1 | T8 | 1 | LA: Keane (34); RSL: Saborio (19) |
| 04/06/2014 | at Chivas USA | W 3-0 | 15,008 | 1-1-1 | 7 | 4 | LA: Keane (37) Ishizaki (41) Husidic (56) |
| 04/12/2014 | Vancouver | W 1-0 | 20,847 | 2-1-1 | 6 | 7 | LA: Keane (47) |
| 04/19/2014 | at Vancouver | T 2-2 | 21,000 | 2-1-2 | 6 | 8 | LA: Ishizaki (38) Keane (77); VAN: Mattocks (67) Manneh (86) |
| 05/03/2014 | at Colorado | L 0-1 | 14,040 | 2-2-2 | T6 | 8 | COL: Sanchez (20) |
| 05/11/2014 | at Portland | T 1-1 | 20,814 | 2-2-3 | T7 | 9 | LA: Keane (92+); POR: Valeri (95+) |
| 05/17/2014 | at Houston | L 0-1 | 22,233 | 2-3-3 | 9 | 9 | HOU: Barnes (61) |
| 05/21/2014 | FC Dallas | W 2-1 | 14,615 | 3-3-3 | 6 | 12 | LA: Keane (24) Zardes (44); DAL: Akindele (65) |
| 05/25/2014 | Philadelphia | W 4-1 | 21,010 | 4-3-3 | 6 | 15 | LA: Leonardo (2) Donovan (49,81) Keane (64); PHI: Edu (88) |
| 06/01/2014 | at Chicago | T 1-1 | 17,487 | 4-3-4 | T6 | 16 | LA: Donovan (74); CHI: Larentowicz (68) |
| 06/08/2014 | Chivas USA | T 1-1 | 19,756 | 4-3-5 | 7 | 17 | LA: Zardes (35); CHV: Torres (20) |
| 06/28/2014 | at San Jose | W 1-0 | 50,006 | 5-3-5 | T6 | 20 | LA: Zardes (61) |
| 07/04/2014 | Portland | T 2-2 | 27,000 | 5-3-6 | T6 | 21 | LA: Sarvas (65) own goal (86); POR: Valeri (67) Villafana (70) |
| 07/12/2014 | Real Salt Lake | W 1-0 | 19,882 | 6-3-6 | 6 | 24 | LA: Zardes (20) |
| 07/16/2014 | New England | W 5-1 | 17,741 | 7-3-6 | T3 | 27 | LA: Keane (10,78) Zardes (18,48) Ishizaki (75); NE: Nguyen (38) |
| 07/19/2014 | at Sporting KC | L 1-2 | 21,493 | 7-4-6 | T4 | 27 | LA: Keane (79); KC: Feilhaber (10) Olum (61) |
| 07/28/2014 | at Seattle | W 3-0 | 39,304 | 8-4-6 | T3 | 30 | LA: Zardes (8) Donovan (18) Ishizaki (36) |
| 08/02/2014 | Portland | W 3-1 | 20,089 | 9-4-6 | 3 | 33 | LA: Zardes (48+) Keane (73,85); POR: Valeri (14) |
| 08/08/2014 | San Jose | T 2-2 | 19,719 | 9-4-7 | 3 | 34 | LA: Zardes (29) Gonzalez (49); SJ: Wondolowski (18) Garcia (31) |
| 08/16/2014 | at Columbus | L 1-4 | 20,729 | 9-5-7 | 4 | 34 | LA: Zardes (49); CLB: Meram (23) Finlay (33) Speas (75) Gonzalez (84) |
| 08/20/2014 | at Colorado | W 4-3 | 14,011 | 10-5-7 | 4 | 37 | LA: Keane (20) Gonzalez (55) Gordon (68) Donovan (80); COL: Hairston (14) Buddle (17) Burch (30) |
| 08/23/2014 | Vancouver | W 2-0 | 21,637 | 11-5-7 | 4 | 40 | LA: Donovan (4) Sarvas (32) |
| 08/27/2014 | D.C. United | W 4-1 | 16,044 | 12-5-7 | 2 | 43 | LA: Gordon (2) Gonzalez (25) Husidic (46+) Donovan (75); DC: own goal (58) |
| 08/31/2014 | at Chivas USA | W 3-0 | 18,652 | 13-5-7 | 2 | 46 | LA: Zardes (41,71) Keane (68) |
| 09/05/2014 | Colorado | W 6-0 | 18,145 | 14-5-7 | 2 | 49 | LA: Donovan (5,47) Husidic (30,86) Zardes (47+,75) |
| 09/10/2014 | at Montreal | T 2-2 | 13,916 | 14-5-8 | 2 | 50 | LA: Zardes (59) Gordon (64); MTL: Di Vaio (28) Piatti (43) |
| 09/14/2014 | at San Jose | T 1-1 | 10,525 | 14-5-9 | 2 | 51 | LA: Gonzalez (28); SJ: Wondolowski (66) |
| 09/20/2014 | FC Dallas | W 2-1 | 22,863 | 15-5-9 | T1 | 54 | LA: Keane (62) Gordon (84); DAL: Perez (54) |
| 09/28/2014 | New York | W 4-0 | 25,102 | 16-5-9 | T1 | 57 | LA: Keane (8,82) Donovan (50) Zardes (69) |
| 10/04/2014 | Toronto FC | W 3-0 | 24,064 | 17-5-9 | 1 | 60 | LA: Keane (22,25) Gordon (93+) |
| 10/12/2014 | at FC Dallas | L 1-2 | 19,039 | 17-6-9 | T1 | 60 | LA: Ishizaki (22); DAL: Texeira (52) Castillo (87) |
| 10/19/2014 | Seattle | T 2-2 | 27,244 | 17-6-10 | T1 | 61 | LA: Husidic (46+) Sarvas (50); SEA: Dempsey (69) Neagle (72) |
| 10/25/2014 | at Seattle | L 0-2 | 57,673 | 17-7-10 | 2 | 61 | SEA: Pappa (85,95+) |

2014 LA GALAXY POSTSEASON STATISTICS (3-1-1, 10 PTS.) THROUGH GAMES OF DECEMBER 7, 2014



sponsored by HERBALIFE

| UNF | POS | PLAYER | GP | GS | MIN | G | A | SHT | SOG | FC | FS | OFF | CK | C | E |
|------------------------|-----|-------------------|----------|----------|------------|----------|-----------|-----------|-----------|-----------|-----------|-----------|-----------|-----------|----------|
| 10 | M | Landon Donovan | 5 | 5 | 473 | 3 | 2 | 10 | 6 | 7 | 5 | 0 | 6 | 2 | 0 |
| 7 | F | Robbie Keane | 5 | 5 | 480 | 2 | 3 | 19 | 8 | 4 | 8 | 3 | 0 | 1 | 0 |
| 8 | M | Marcelo Sarvas | 5 | 5 | 459 | 2 | 2 | 4 | 2 | 17 | 6 | 1 | 0 | 2 | 0 |
| 19 | M | Juninho | 5 | 5 | 453 | 1 | 1 | 5 | 2 | 7 | 4 | 0 | 0 | 0 | 0 |
| 11 | F | Gyasi Zardes | 5 | 5 | 480 | 1 | 0 | 11 | 3 | 6 | 4 | 4 | 0 | 0 | 0 |
| 20 | D | A.J. DeLaGarza | 4 | 4 | 361 | 0 | 2 | 1 | 0 | 3 | 2 | 0 | 0 | 1 | 0 |
| 4 | D | Omar Gonzalez | 5 | 5 | 480 | 0 | 1 | 1 | 0 | 6 | 4 | 0 | 0 | 1 | 0 |
| 24 | M | Stefan Ishizaki | 4 | 4 | 334 | 0 | 1 | 6 | 2 | 2 | 4 | 2 | 15 | 1 | 0 |
| 14 | M | Robbie Rogers | 5 | 5 | 435 | 0 | 1 | 5 | 1 | 4 | 7 | 0 | 0 | 2 | 0 |
| 33 | D | Dan Gargan | 5 | 2 | 254 | 0 | 0 | 0 | 0 | 4 | 1 | 0 | 0 | 0 | 0 |
| 9 | F | Alan Gordon (TOT) | 5 | 0 | 66 | 0 | 0 | 5 | 0 | 5 | 3 | 1 | 0 | 1 | 0 |
| 9 | F | Alan Gordon (LA) | 5 | 0 | 66 | 0 | 0 | 5 | 0 | 5 | 3 | 1 | 0 | 1 | 0 |
| 6 | M | Baggio Husidic | 4 | 1 | 135 | 0 | 0 | 3 | 0 | 3 | 1 | 0 | 0 | 0 | 0 |
| 22 | D | Leonardo | 3 | 3 | 247 | 0 | 0 | 1 | 0 | 4 | 0 | 0 | 0 | 0 | 0 |
| 21 | D | Tommy Meyer | 2 | 1 | 143 | 0 | 0 | 1 | 0 | 1 | 0 | 0 | 0 | 0 | 0 |
| 18 | G | Jaime Penedo | 5 | 5 | 480 | 0 | 0 | 0 | 0 | 0 | 2 | 0 | 0 | 1 | 0 |
| 2 | D | Todd Dunivant | 0 | 0 | 0 | 0 | 0 | 0 | 0 | 0 | 0 | 0 | 0 | 0 | 0 |
| 16 | F | Rob Friend | 0 | 0 | 0 | 0 | 0 | 0 | 0 | 0 | 0 | 0 | 0 | 0 | 0 |
| 25 | M | Rafael Garcia | 0 | 0 | 0 | 0 | 0 | 0 | 0 | 0 | 0 | 0 | 0 | 0 | 0 |
| 30 | F | Chandler Hoffman | 0 | 0 | 0 | 0 | 0 | 0 | 0 | 0 | 0 | 0 | 0 | 0 | 0 |
| 38 | F | Bradford Jamieson | 0 | 0 | 0 | 0 | 0 | 0 | 0 | 0 | 0 | 0 | 0 | 0 | 0 |
| 32 | F | Jack McBean | 0 | 0 | 0 | 0 | 0 | 0 | 0 | 0 | 0 | 0 | 0 | 0 | 0 |
| 40 | F | Raul Mendiola | 0 | 0 | 0 | 0 | 0 | 0 | 0 | 0 | 0 | 0 | 0 | 0 | 0 |
| 1 | G | Brian Perk | 0 | 0 | 0 | 0 | 0 | 0 | 0 | 0 | 0 | 0 | 0 | 0 | 0 |
| 26 | D | James Riley | 0 | 0 | 0 | 0 | 0 | 0 | 0 | 0 | 0 | 0 | 0 | 0 | 0 |
| 12 | G | Brian Rowe | 0 | 0 | 0 | 0 | 0 | 0 | 0 | 0 | 0 | 0 | 0 | 0 | 0 |
| 27 | F | Charlie Rugg | 0 | 0 | 0 | 0 | 0 | 0 | 0 | 0 | 0 | 0 | 0 | 0 | 0 |
| 36 | D | Oscar Sorto | 0 | 0 | 0 | 0 | 0 | 0 | 0 | 0 | 0 | 0 | 0 | 0 | 0 |
| 31 | D | Kyle Venter | 0 | 0 | 0 | 0 | 0 | 0 | 0 | 0 | 0 | 0 | 0 | 0 | 0 |
| 5 | F | Jose Villarreal | 0 | 0 | 0 | 0 | 0 | 0 | 0 | 0 | 0 | 0 | 0 | 0 | 0 |
| 34 | M | Kenney Walker | 0 | 0 | 0 | 0 | 0 | 0 | 0 | 0 | 0 | 0 | 0 | 0 | 0 |
| Team totals | | | 5 | 5 | 480 | 9 | 13 | 72 | 24 | 73 | 54 | 11 | 21 | 12 | 0 |
| Opponent totals | | | 5 | 5 | 480 | 3 | 2 | 57 | 20 | 54 | 73 | 15 | 24 | 8 | 0 |

GAME-WINNING GOALS: Marcelo Sarvas 1, Robbie Keane 1, Landon Donovan 1

GAME-WINNING ASSISTS: Marcelo Sarvas 2, A.J. DeLaGarza 2

PENALTY KICK GOALS/ATTEMPTS: None

LA GALAXY INDIVIDUAL GOALKEEPING

| UNF | GOALKEEPER | GP | GS | MIN | SHTS | SV | GA | GAA | PG | PA | W | L | T | SO | RECORD |
|------------------------|--------------|----------|----------|------------|-----------|-----------|----------|-------------|----------|----------|----------|----------|----------|----------|--------------|
| 18 | Jaime Penedo | 5 | 5 | 480 | 20 | 16 | 3 | 0.56 | 0 | 0 | 3 | 1 | 1 | 3 | 1-0-0 |
| Team totals | | 5 | 5 | 480 | 20 | 16 | 3 | 0.56 | 0 | 0 | 3 | 1 | 1 | 3 | 1-0-0 |
| Opponent totals | | 5 | 5 | 480 | 24 | 15 | 9 | 1.69 | 0 | 0 | 1 | 3 | 1 | 1 | 0-1-0 |

2014 POSTSEASON GAME BY GAME

| DATE | OPPONENT | RESULT | ATT. | W-L-T | RD. NOTES: |
|------------|-------------------|------------|--------|-------|--|
| 11/01/2014 | at Real Salt Lake | T 0-0 | 20,713 | 0-0-1 | QTR |
| 11/09/2014 | Real Salt Lake | W 5-0 | 27,000 | 1-0-1 | QTR LA: Donovan (10,54,72) Keane (20) Sarvas (63) |
| 11/23/2014 | Seattle | W 1-0 | 27,000 | 2-0-1 | SEM LA: Sarvas (52) |
| 11/30/2014 | at Seattle | L 1-2 | 46,758 | 2-1-1 | SEM LA: Juninho (54); SEA: Evans (26) Dempsey (32) |
| 12/07/2014 | New England | W 2-1 (OT) | 27,000 | 3-1-1 | FIN LA: Zardes (52) Keane (111); NE: Tierney (79) |

2013 LA GALAXY STATISTICS (15-11-8, 53 PTS.) THROUGH GAMES OF OCTOBER 27, 2013

| UNF | POS | PLAYER | GP | GS | MIN | G | A | SHT | SOG | FC | FS | OFF | CK | C | E |
|-----|-----|------------------------|-----------|-----------|-------------|-----------|-----------|------------|------------|------------|------------|------------|------------|-----------|----------|
| 7 | F | Robbie Keane | 23 | 22 | 1980 | 16 | 11 | 65 | 29 | 18 | 27 | 17 | 1 | 2 | 0 |
| 10 | M | Landon Donovan | 22 | 21 | 1874 | 10 | 9 | 38 | 19 | 24 | 28 | 5 | 108 | 1 | 0 |
| 18 | M | *Mike Magee | 10 | 10 | 892 | 6 | 0 | 36 | 13 | 14 | 12 | 5 | 5 | 1 | 0 |
| 8 | M | Marcelo Sarvas | 33 | 33 | 2897 | 4 | 6 | 53 | 15 | 80 | 62 | 1 | 4 | 9 | 0 |
| 29 | F | Gyasi Zardes | 27 | 23 | 2170 | 4 | 4 | 78 | 23 | 26 | 31 | 7 | 1 | 1 | 0 |
| 16 | M | Hector Jimenez | 26 | 14 | 1178 | 3 | 4 | 20 | 7 | 10 | 13 | 1 | 0 | 0 | 0 |
| 33 | F | Jose Villarreal | 22 | 12 | 1109 | 2 | 1 | 37 | 12 | 22 | 20 | 1 | 11 | 0 | 0 |
| 5 | D | Sean Franklin | 33 | 29 | 2736 | 1 | 4 | 15 | 3 | 29 | 22 | 1 | 0 | 3 | 0 |
| 19 | M | Juninho | 32 | 32 | 2770 | 1 | 4 | 50 | 14 | 42 | 32 | 2 | 80 | 6 | 0 |
| 4 | D | Omar Gonzalez | 27 | 27 | 2368 | 1 | 2 | 19 | 4 | 17 | 14 | 0 | 0 | 2 | 0 |
| 32 | F | Jack McBean | 15 | 7 | 554 | 1 | 2 | 19 | 8 | 6 | 17 | 1 | 0 | 0 | 0 |
| 15 | M | Laurent Courtois (TOT) | 11 | 3 | 348 | 1 | 1 | 15 | 4 | 5 | 9 | 1 | 9 | 1 | 0 |
| 15 | M | Laurent Courtois (LA) | 6 | 0 | 83 | 0 | 1 | 4 | 1 | 1 | 4 | 0 | 1 | 1 | 0 |
| 26 | M | Michael Stephens | 21 | 8 | 775 | 1 | 1 | 3 | 1 | 9 | 3 | 0 | 0 | 0 | 0 |
| 28 | D | Kofi Opare | 6 | 6 | 534 | 1 | 0 | 2 | 1 | 4 | 5 | 0 | 0 | 1 | 0 |
| 27 | F | Charlie Rugg | 4 | 2 | 151 | 1 | 0 | 2 | 1 | 3 | 1 | 2 | 0 | 0 | 0 |
| 2 | D | Todd Dunivant | 25 | 25 | 2228 | 0 | 2 | 8 | 3 | 18 | 10 | 0 | 0 | 2 | 0 |
| 6 | M | Pablo Mastroeni (TOT) | 16 | 8 | 571 | 0 | 1 | 3 | 0 | 7 | 6 | 0 | 0 | 1 | 0 |
| 6 | M | Pablo Mastroeni (LA) | 9 | 3 | 266 | 0 | 1 | 1 | 0 | 2 | 3 | 0 | 0 | 1 | 0 |
| 14 | M | Robbie Rogers | 11 | 7 | 602 | 0 | 1 | 18 | 6 | 12 | 16 | 1 | 6 | 0 | 0 |
| 11 | M | Colin Clark | 11 | 4 | 334 | 0 | 0 | 6 | 2 | 3 | 6 | 0 | 0 | 0 | 0 |
| 35 | D | Greg Cochrane | 12 | 9 | 848 | 0 | 0 | 5 | 0 | 0 | 4 | 0 | 0 | 0 | 0 |
| 1 | G | Carlo Cudicini | 21 | 21 | 1890 | 0 | 0 | 0 | 0 | 0 | 2 | 0 | 0 | 2 | 0 |
| 20 | D | A.J. DeLaGarza | 28 | 28 | 2399 | 0 | 0 | 2 | 1 | 22 | 22 | 0 | 0 | 3 | 0 |
| 25 | M | Rafael Garcia | 9 | 1 | 222 | 0 | 0 | 1 | 1 | 4 | 5 | 0 | 0 | 0 | 0 |
| 22 | D | Leonardo | 14 | 12 | 1106 | 0 | 0 | 6 | 3 | 13 | 9 | 0 | 0 | 1 | 1 |
| 21 | D | Tommy Meyer | 7 | 5 | 494 | 0 | 0 | 1 | 0 | 7 | 4 | 0 | 0 | 0 | 0 |
| 18 | G | Jaime Penedo | 9 | 9 | 810 | 0 | 0 | 0 | 0 | 0 | 1 | 0 | 0 | 0 | 0 |
| 12 | G | Brian Rowe | 4 | 4 | 360 | 0 | 0 | 0 | 0 | 0 | 1 | 0 | 0 | 0 | 0 |
| 17 | D | Bryan Gaul | 0 | 0 | 0 | 0 | 0 | 0 | 0 | 0 | 0 | 0 | 0 | 0 | 0 |
| 30 | F | Chandler Hoffman | 0 | 0 | 0 | 0 | 0 | 0 | 0 | 0 | 0 | 0 | 0 | 0 | 0 |
| 24 | G | Brian Perk | 0 | 0 | 0 | 0 | 0 | 0 | 0 | 0 | 0 | 0 | 0 | 0 | 0 |
| 36 | D | Oscar Sorto | 0 | 0 | 0 | 0 | 0 | 0 | 0 | 0 | 0 | 0 | 0 | 0 | 0 |
| 34 | M | Kenney Walker | 0 | 0 | 0 | 0 | 0 | 0 | 0 | 0 | 0 | 0 | 0 | 0 | 0 |
| | | Own-goals received | 1 | | | | | | | | | | | | |
| | | Team totals | 34 | 34 | 3060 | 53 | 53 | 489 | 167 | 386 | 403 | 44 | 217 | 36 | 1 |
| | | Opponent totals | 34 | 34 | 3060 | 38 | 44 | 326 | 118 | 403 | 386 | 143 | 140 | 50 | 5 |

GAME-WINNING GOALS: Mike Magee 3, Robbie Keane 3, Gyasi Zardes 2, Marcelo Sarvas 2, Landon Donovan 2, Kofi Opare 1, Omar Gonzalez 1, Sean Franklin 1

GAME-WINNING ASSISTS: Landon Donovan 5, Marcelo Sarvas 3, Robbie Keane 3, Gyasi Zardes 2, Todd Dunivant 2, Juninho 1

PENALTY KICK GOALS/ATTEMPTS: Robbie Keane 5-5, Landon Donovan 0-2, Mike Magee 1-1

LA GALAXY INDIVIDUAL GOALKEEPING

| UNF | POS | GOALKEEPER | GP | GS | MIN | SHTS | SV | GA | GAA | PG | PA | W | L | T | SO |
|-----|-----|------------------------|-----------|-----------|-------------|------------|------------|-----------|-------------|----------|----------|-----------|-----------|----------|-----------|
| 18 | G | Jaime Penedo | 9 | 9 | 810 | 31 | 24 | 7 | 0.78 | 0 | 0 | 4 | 1 | 4 | 4 |
| 12 | G | Brian Rowe | 4 | 4 | 360 | 19 | 14 | 4 | 1.00 | 0 | 0 | 2 | 2 | 0 | 2 |
| 1 | G | Carlo Cudicini | 21 | 21 | 1890 | 68 | 39 | 27 | 1.29 | 0 | 1 | 9 | 8 | 4 | 7 |
| | | Team totals | 34 | 34 | 3060 | 118 | 77 | 38 | 1.12 | 0 | 1 | 15 | 11 | 8 | 13 |
| | | Opponent totals | 34 | 34 | 3060 | 167 | 110 | 53 | 1.56 | 6 | 8 | 11 | 15 | 8 | 9 |

* = Played with other teams in 2013. Only LA Galaxy statistics listed here.



presented by HERBALIFE.

2013 GAME BY GAME

| DATE | | OPPONENT | | RESULT | ATT. | W-L-T POS. | PTS | NOTES: |
|------------|-------------------|----------|--------|------------|------|--|------------|--------|
| 03/03/2013 | Chicago | W 4-0 | 20,124 | 1-0-0 T1 | 3 | LA: Magee (38,68,74) | Keane (80) | |
| 03/17/2013 | Chivas USA | T 1-1 | 19,117 | 1-0-1 T3 | 4 | LA: McBean (83); CHV: Alvarez (89) | | |
| 03/23/2013 | Colorado | W 1-0 | 19,936 | 2-0-1 T2 | 7 | LA: Magee (50) | | |
| 03/30/2013 | at Toronto FC | T 2-2 | 18,355 | 2-0-2 3 | 8 | LA: Magee (16) Villarreal (92+); TOR: Earnshaw (29) Osorio (78) | | |
| 04/13/2013 | at FC Dallas | L 0-1 | 20,465 | 2-1-2 T3 | 8 | DAL: John (87) | | |
| 04/20/2013 | Sporting KC | W 2-0 | 25,908 | 3-1-2 T2 | 11 | LA: Sarvas (27) Donovan (74) | | |
| 04/27/2013 | at Real Salt Lake | W 2-0 | 17,655 | 4-1-2 2 | 14 | LA: Magee (6) Rugg (13) | | |
| 05/05/2013 | Houston | L 0-1 | 20,071 | 4-2-2 T2 | 14 | HOU: Driver (56) | | |
| 05/11/2013 | at Vancouver | L 1-3 | 21,000 | 4-3-2 T5 | 14 | LA: Zardes (86); VAN: Teibert (63,76) Mattocks (92+) | | |
| 05/15/2013 | at Philadelphia | W 4-1 | 17,031 | 5-3-2 T3 | 17 | LA: own goal (3) Keane (71) Jimenez (80) Donovan (87); PHI: Okugo (23) | | |
| 05/19/2013 | at New York | L 0-1 | 25,219 | 5-4-2 4 | 17 | NY: Cahill (91+) | | |
| 05/26/2013 | Seattle | W 4-0 | 24,811 | 6-4-2 4 | 20 | LA: Franklin (12) Keane (24,34,44) | | |
| 06/02/2013 | at New England | L 0-5 | 19,120 | 6-5-2 T4 | 20 | NE: Sene (33) Nguyen (71) Fagundez (87) Barrett (91+) Rowe (94+) | | |
| 06/08/2013 | at Real Salt Lake | L 1-3 | 18,962 | 6-6-2 T5 | 20 | LA: Donovan (46+); RSL: Stephenson (44) Garcia (84,92+) | | |
| 06/19/2013 | Portland | T 0-0 | 23,675 | 6-6-3 T5 | 21 | | | |
| 06/23/2013 | at Chivas USA | W 1-0 | 14,575 | 7-6-3 4 | 24 | LA: Zardes (44) | | |
| 06/29/2013 | at San Jose | L 2-3 | 50,028 | 7-7-3 5 | 24 | LA: Sarvas (20) Jimenez (65); SJ: Gordon (68,93+) Salinas (92+) | | |
| 07/04/2013 | Columbus | W 2-1 | 24,180 | 8-7-3 4 | 27 | LA: Keane (85,92+); CLB: Anor (78) | | |
| 07/07/2013 | FC Dallas | W 2-0 | 19,729 | 9-7-3 T3 | 30 | LA: Sarvas (65) Jimenez (80) | | |
| 07/13/2013 | at Portland | L 1-2 | 20,674 | 9-8-3 4 | 30 | LA: Sarvas (17); POR: R. Johnson (27) Jean-Baptiste (94+) | | |
| 07/20/2013 | Vancouver | W 2-1 | 20,093 | 10-8-3 3 | 33 | LA: Villarreal (29) Zardes (57); VAN: Sarvezzo (19) | | |
| 07/27/2013 | at Colorado | L 0-2 | 15,765 | 10-9-3 4 | 33 | COL: Thomas (41) Powers (47) | | |
| 08/11/2013 | at FC Dallas | T 3-3 | 18,161 | 10-9-4 T5 | 34 | LA: Donovan (46+,73,82); DAL: Hedges (15) Perez (48,86) | | |
| 08/17/2013 | Real Salt Lake | W 4-2 | 24,237 | 11-9-4 4 | 37 | LA: Keane (56,67,86) Gonzalez (75); RSL: Plata (53) Findley (95+) | | |
| 08/24/2013 | at Vancouver | W 1-0 | 21,000 | 12-9-4 2 | 40 | LA: Donovan (3) | | |
| 08/31/2013 | San Jose | W 3-0 | 27,000 | 13-9-4 2 | 43 | LA: Donovan (26) Keane (43,67) | | |
| 09/07/2013 | Colorado | L 0-1 | 20,801 | 13-10-4 3 | 43 | COL: Buddle (75) | | |
| 09/14/2013 | at D.C. United | T 2-2 | 16,233 | 13-10-5 4 | 44 | LA: Keane (7) Stephens (81); DC: Pontius (39) Porter (84) | | |
| 09/21/2013 | Seattle | T 1-1 | 20,504 | 13-10-6 T4 | 45 | LA: Juninho (47+); SEA: Johnson (25) | | |
| 09/29/2013 | at Portland | L 0-1 | 20,674 | 13-11-6 T4 | 45 | POR: Urruti (52) | | |
| 10/06/2013 | Chivas USA | W 5-0 | 21,160 | 14-11-6 T4 | 48 | LA: Keane (6,90) Donovan (23,41) Zardes (26) | | |
| 10/16/2013 | Montreal | W 1-0 | 13,320 | 15-11-6 T3 | 51 | LA: Opare (68) | | |
| 10/20/2013 | San Jose | T 0-0 | 25,418 | 15-11-7 3 | 52 | | | |
| 10/27/2013 | at Seattle | T 1-1 | 66,216 | 15-11-8 3 | 53 | LA: Keane (78); SEA: Dempsey (30) | | |

2013 LA GALAXY POSTSEASON STATISTICS (1-1-0, 3 PTS.) THROUGH GAMES OF NOVEMBER 7, 2013

| UNF | POS | PLAYER | GP | GS | MIN | G | A | SHT | SOG | FC | FS | OFF | CK | C | E |
|------------------------|-----|-----------------------|----------|----------|------------|----------|----------|-----------|----------|-----------|-----------|----------|-----------|----------|----------|
| 5 | D | Sean Franklin | 2 | 2 | 210 | 1 | 0 | 3 | 1 | 2 | 2 | 0 | 0 | 0 | 0 |
| 7 | F | Robbie Keane | 2 | 2 | 210 | 0 | 1 | 5 | 1 | 1 | 1 | 0 | 1 | 0 | 0 |
| 15 | M | Laurent Courtis (TOT) | 1 | 0 | 9 | 0 | 0 | 0 | 0 | 0 | 0 | 0 | 1 | 0 | 0 |
| 15 | M | Laurent Courtis (LA) | 1 | 0 | 9 | 0 | 0 | 0 | 0 | 0 | 0 | 0 | 1 | 0 | 0 |
| 20 | D | A.J. DeLaGarza | 2 | 0 | 46 | 0 | 0 | 0 | 0 | 0 | 0 | 0 | 0 | 0 | 0 |
| 10 | M | Landon Donovan | 2 | 2 | 210 | 0 | 0 | 7 | 1 | 3 | 2 | 1 | 18 | 0 | 0 |
| 2 | D | Todd Dunivant | 2 | 2 | 210 | 0 | 0 | 0 | 0 | 1 | 3 | 0 | 0 | 0 | 0 |
| 25 | M | Rafael Garcia | 1 | 0 | 7 | 0 | 0 | 0 | 0 | 1 | 0 | 0 | 0 | 1 | 0 |
| 4 | D | Omar Gonzalez | 2 | 2 | 210 | 0 | 0 | 1 | 0 | 2 | 7 | 0 | 0 | 0 | 0 |
| 16 | M | Hector Jimenez | 1 | 0 | 29 | 0 | 0 | 0 | 0 | 1 | 1 | 0 | 0 | 0 | 0 |
| 19 | M | Juninho | 2 | 2 | 209 | 0 | 0 | 3 | 1 | 3 | 1 | 0 | 1 | 1 | 0 |
| 28 | D | Kofi Opare | 2 | 2 | 195 | 0 | 0 | 0 | 0 | 2 | 1 | 0 | 0 | 0 | 0 |
| 18 | G | Jaime Penedo | 2 | 2 | 210 | 0 | 0 | 0 | 0 | 0 | 0 | 0 | 0 | 0 | 0 |
| 14 | M | Robbie Rogers | 2 | 2 | 136 | 0 | 0 | 6 | 0 | 2 | 3 | 0 | 0 | 0 | 0 |
| 8 | M | Marcelo Sarvas | 2 | 2 | 194 | 0 | 0 | 1 | 0 | 3 | 5 | 0 | 0 | 0 | 0 |
| 33 | F | Jose Villarreal | 1 | 0 | 15 | 0 | 0 | 2 | 0 | 1 | 0 | 0 | 0 | 0 | 0 |
| 29 | F | Gyasi Zardes | 2 | 2 | 210 | 0 | 0 | 5 | 0 | 4 | 2 | 1 | 1 | 0 | 0 |
| 11 | M | Colin Clark | 0 | 0 | 0 | 0 | 0 | 0 | 0 | 0 | 0 | 0 | 0 | 0 | 0 |
| 35 | D | Greg Cochrane | 0 | 0 | 0 | 0 | 0 | 0 | 0 | 0 | 0 | 0 | 0 | 0 | 0 |
| 1 | G | Carlo Cudicini | 0 | 0 | 0 | 0 | 0 | 0 | 0 | 0 | 0 | 0 | 0 | 0 | 0 |
| 17 | D | Bryan Gaul | 0 | 0 | 0 | 0 | 0 | 0 | 0 | 0 | 0 | 0 | 0 | 0 | 0 |
| 30 | F | Chandler Hoffman | 0 | 0 | 0 | 0 | 0 | 0 | 0 | 0 | 0 | 0 | 0 | 0 | 0 |
| 22 | D | Leonardo | 0 | 0 | 0 | 0 | 0 | 0 | 0 | 0 | 0 | 0 | 0 | 0 | 0 |
| 6 | M | Pablo Mastroeni (TOT) | 0 | 0 | 0 | 0 | 0 | 0 | 0 | 0 | 0 | 0 | 0 | 0 | 0 |
| 6 | M | Pablo Mastroeni (LA) | 0 | 0 | 0 | 0 | 0 | 0 | 0 | 0 | 0 | 0 | 0 | 0 | 0 |
| 32 | F | Jack McBean | 0 | 0 | 0 | 0 | 0 | 0 | 0 | 0 | 0 | 0 | 0 | 0 | 0 |
| 21 | D | Tommy Meyer | 0 | 0 | 0 | 0 | 0 | 0 | 0 | 0 | 0 | 0 | 0 | 0 | 0 |
| 24 | G | Brian Perk | 0 | 0 | 0 | 0 | 0 | 0 | 0 | 0 | 0 | 0 | 0 | 0 | 0 |
| 12 | G | Brian Rowe | 0 | 0 | 0 | 0 | 0 | 0 | 0 | 0 | 0 | 0 | 0 | 0 | 0 |
| 27 | F | Charlie Rugg | 0 | 0 | 0 | 0 | 0 | 0 | 0 | 0 | 0 | 0 | 0 | 0 | 0 |
| 36 | D | Oscar Sorto | 0 | 0 | 0 | 0 | 0 | 0 | 0 | 0 | 0 | 0 | 0 | 0 | 0 |
| 26 | M | Michael Stephens | 0 | 0 | 0 | 0 | 0 | 0 | 0 | 0 | 0 | 0 | 0 | 0 | 0 |
| 34 | M | Kenney Walker | 0 | 0 | 0 | 0 | 0 | 0 | 0 | 0 | 0 | 0 | 0 | 0 | 0 |
| Team totals | | | 2 | 2 | 210 | 1 | 1 | 33 | 4 | 26 | 31 | 2 | 22 | 2 | 0 |
| Opponent totals | | | 2 | 2 | 210 | 2 | 2 | 30 | 8 | 31 | 26 | 6 | 11 | 3 | 0 |

GAME-WINNING GOALS: Sean Franklin 1

GAME-WINNING ASSISTS: Robbie Keane 1

PENALTY KICK GOALS/ATTEMPTS: None

LA GALAXY INDIVIDUAL GOALKEEPING

| UNF | GOALKEEPER | GP | GS | MIN | SHTS | SV | GA | GAA | PG | PA | W | L | T | SO | RECORD |
|-----------------|--------------|----|----|-----|------|----|----|------|----|----|---|---|---|----|--------|
| 18 | Jaime Penedo | 2 | 2 | 210 | 8 | 6 | 2 | 0.86 | 0 | 0 | 1 | 1 | 0 | 1 | 0-1-0 |
| Team totals | | 2 | 2 | 210 | 8 | 6 | 2 | 0.86 | 0 | 0 | 1 | 1 | 0 | 1 | 0-1-0 |
| Opponent totals | | 2 | 2 | 210 | 4 | 3 | 1 | 0.43 | 0 | 0 | 1 | 1 | 0 | 1 | 1-0-0 |

2013 POSTSEASON GAME BY GAME

| DATE | OPPONENT | RESULT | ATT. | W-L-T | RD. NOTES: |
|------------|---------------------|----------|--------|-------|---------------------------------------|
| 11/03/2013 | Real Salt Lake | W 1-0 | 27,000 | 1-0-0 | QTR LA: Franklin (48) |
| 11/07/2013 | at Real Salt Lake L | 0-2 (OT) | 19,042 | 1-1-0 | QTR RSL: Velasquez (35) Schuler (102) |

2012 LA GALAXY STATISTICS (16-12-6, 54 PTS.) THROUGH GAMES OF OCTOBER 28, 2012



sponsored by HERBALIFE

| UNF | POS | PLAYER | GP | GS | MIN | G | A | SHT | SOG | FC | FS | OFF | CK | C | E |
|-----|-----|--------------------------|-----------|-----------|-------------|-----------|-----------|------------|------------|------------|------------|------------|------------|-----------|----------|
| 7 | F | Robbie Keane | 28 | 28 | 2519 | 16 | 9 | 94 | 43 | 15 | 34 | 27 | 2 | 0 | 0 |
| 10 | M | Landon Donovan | 26 | 25 | 2256 | 9 | 14 | 65 | 29 | 33 | 43 | 5 | 36 | 6 | 0 |
| 23 | M | David Beckham | 24 | 23 | 1985 | 7 | 9 | 40 | 18 | 28 | 25 | 0 | 119 | 7 | 0 |
| 19 | M | Juninho | 32 | 30 | 2666 | 7 | 4 | 52 | 20 | 42 | 27 | 0 | 20 | 6 | 0 |
| 18 | M | Mike Magee | 29 | 24 | 2078 | 5 | 4 | 56 | 22 | 20 | 41 | 8 | 2 | 2 | 0 |
| 14 | F | Edson Buddle | 19 | 10 | 969 | 3 | 1 | 31 | 9 | 37 | 16 | 9 | 0 | 0 | 0 |
| 2 | D | Todd Dunivant | 29 | 29 | 2544 | 2 | 2 | 8 | 2 | 18 | 17 | 3 | 0 | 2 | 0 |
| 8 | M | Marcelo Sarvas | 27 | 22 | 1951 | 2 | 2 | 41 | 11 | 57 | 49 | 1 | 4 | 5 | 0 |
| 9 | F | Chad Barrett | 18 | 7 | 677 | 1 | 3 | 14 | 2 | 6 | 7 | 3 | 0 | 1 | 0 |
| 16 | M | Hector Jimenez | 15 | 13 | 920 | 1 | 2 | 8 | 3 | 9 | 6 | 3 | 1 | 0 | 1 |
| 4 | D | Omar Gonzalez | 14 | 13 | 1147 | 1 | 1 | 10 | 3 | 12 | 9 | 0 | 0 | 2 | 0 |
| 33 | M | Jose Villarreal | 10 | 0 | 122 | 1 | 1 | 3 | 2 | 7 | 2 | 0 | 0 | 1 | 0 |
| 11 | F | Pat Noonan | 10 | 1 | 174 | 1 | 0 | 3 | 2 | 2 | 1 | 1 | 0 | 0 | 0 |
| 9 | M | Christian Wilhelmsson | 5 | 4 | 303 | 1 | 0 | 9 | 2 | 8 | 6 | 3 | 0 | 0 | 0 |
| 5 | D | Sean Franklin | 34 | 33 | 2937 | 0 | 5 | 17 | 4 | 22 | 9 | 0 | 0 | 2 | 0 |
| 26 | M | Michael Stephens | 23 | 6 | 724 | 0 | 2 | 3 | 1 | 7 | 2 | 1 | 0 | 1 | 0 |
| 17 | F | Adam Cristman | 2 | 1 | 69 | 0 | 1 | 2 | 0 | 2 | 2 | 0 | 0 | 1 | 0 |
| 35 | D | Bryan Gaul | 14 | 7 | 800 | 0 | 1 | 4 | 2 | 13 | 3 | 0 | 0 | 3 | 0 |
| 29 | D | Andrew Boyens | 2 | 2 | 180 | 0 | 0 | 0 | 0 | 1 | 1 | 0 | 0 | 0 | 0 |
| 30 | M | *Paolo Cardozo | 1 | 1 | 71 | 0 | 0 | 2 | 0 | 2 | 3 | 0 | 0 | 0 | 0 |
| 20 | D | A.J. DeLaGarza | 30 | 30 | 2644 | 0 | 0 | 1 | 0 | 41 | 32 | 0 | 0 | 4 | 0 |
| 25 | M | Rafael Garcia | 1 | 0 | 5 | 0 | 0 | 0 | 0 | 0 | 0 | 0 | 0 | 0 | 0 |
| 1 | G | *Bill Gaudette | 3 | 3 | 270 | 0 | 0 | 0 | 0 | 1 | 0 | 0 | 0 | 1 | 0 |
| 6 | D | Bryan Jordan | 8 | 4 | 405 | 0 | 0 | 0 | 0 | 4 | 2 | 1 | 0 | 0 | 0 |
| 15 | M | Dan Keat | 1 | 1 | 90 | 0 | 0 | 0 | 0 | 2 | 0 | 0 | 0 | 1 | 0 |
| 3 | D | David Junior Lopes (TOT) | 17 | 16 | 1407 | 0 | 0 | 14 | 3 | 24 | 19 | 2 | 0 | 4 | 1 |
| 3 | D | David Junior Lopes (LA) | 17 | 16 | 1407 | 0 | 0 | 14 | 3 | 24 | 19 | 2 | 0 | 4 | 1 |
| 32 | F | Jack McBean | 1 | 0 | 8 | 0 | 0 | 0 | 0 | 1 | 2 | 0 | 0 | 0 | 0 |
| 21 | D | Tommy Meyer | 8 | 7 | 660 | 0 | 0 | 0 | 0 | 2 | 0 | 0 | 0 | 0 | 0 |
| 28 | M | Kyle Nakazawa | 5 | 2 | 193 | 0 | 0 | 3 | 1 | 3 | 0 | 0 | 0 | 0 | 0 |
| 24 | G | Brian Perk | 4 | 4 | 360 | 0 | 0 | 0 | 0 | 0 | 0 | 0 | 0 | 0 | 0 |
| 12 | G | Josh Saunders | 27 | 27 | 2430 | 0 | 0 | 0 | 0 | 1 | 1 | 0 | 0 | 1 | 0 |
| 34 | M | Kenney Walker | 1 | 1 | 45 | 0 | 0 | 0 | 0 | 1 | 0 | 0 | 0 | 0 | 0 |
| 22 | D | Leonardo | 0 | 0 | 0 | 0 | 0 | 0 | 0 | 0 | 0 | 0 | 0 | 0 | 0 |
| 1 | G | Brian Rowe | 0 | 0 | 0 | 0 | 0 | 0 | 0 | 0 | 0 | 0 | 0 | 0 | 0 |
| | | Own-goals received | | | 2 | | | | | | | | | | |
| | | Team totals | 34 | 34 | 3060 | 59 | 61 | 480 | 179 | 421 | 391 | 67 | 188 | 50 | 2 |
| | | Opponent totals | 34 | 34 | 3060 | 47 | 40 | 439 | 142 | 391 | 421 | 113 | 145 | 50 | 0 |

GAME-WINNING GOALS: Robbie Keane 6, Mike Magee 3, Juninho 3, Landon Donovan 3, Todd Dunivant 1

GAME-WINNING ASSISTS: Robbie Keane 5, Landon Donovan 5, Mike Magee 2, David Beckham 2, Jose Villarreal 1, Marcelo Sarvas 1, Hector Jimenez 1, Sean Franklin 1

PENALTY KICK GOALS/ATTEMPTS: Robbie Keane 1-2, Landon Donovan 2-2

LA GALAXY INDIVIDUAL GOALKEEPING

| UNF | POS | GOALKEEPER | GP | GS | MIN | SHTS | SV | GA | GAA | PG | PA | W | L | T | SO |
|-----|-----|-----------------|----|----|------|------|-----|----|------|----|----|----|----|---|----|
| 1 | G | *Bill Gaudette | 3 | 3 | 270 | 11 | 7 | 4 | 1.33 | 1 | 1 | 0 | 2 | 1 | 0 |
| 12 | G | Josh Saunders | 27 | 27 | 2430 | 118 | 80 | 36 | 1.33 | 0 | 1 | 16 | 7 | 4 | 9 |
| 24 | G | Brian Perk | 4 | 4 | 360 | 13 | 7 | 7 | 1.75 | 2 | 2 | 0 | 3 | 1 | 0 |
| | | Team totals | 34 | 34 | 3060 | 142 | 94 | 47 | 1.38 | 3 | 4 | 16 | 12 | 6 | 9 |
| | | Opponent totals | 34 | 34 | 3060 | 179 | 115 | 59 | 1.74 | 3 | 4 | 12 | 16 | 6 | 5 |

* = Played with other teams in 2012. Only LA Galaxy statistics listed here.

2012 GAME BY GAME

| DATE | OPPONENT | RESULT | ATT. | W-L-T | POS. | PTS | NOTES: |
|------------|-------------------|--------|--------|---------|------|-----|--|
| 03/10/2012 | Real Salt Lake | L 1-3 | 27,000 | 0-1-0 | T5 | 0 | LA: Buddle (71); RSL: own goal (73) Morales (80) Espindola (85) |
| 03/18/2012 | D.C. United | W 3-1 | 18,466 | 1-1-0 | T6 | 3 | LA: Keane (45,69) Sarvas (86); DC: DeLeon (87) |
| 03/31/2012 | New England | L 1-3 | 21,324 | 1-2-0 | T8 | 3 | LA: Keane (78); NE: Rowe (10) Tierney (13) Sene (65) |
| 04/07/2012 | at Sporting KC | L 0-1 | 20,323 | 1-3-0 | 9 | 3 | KC: Kamara (40) |
| 04/14/2012 | Portland | W 3-1 | 22,143 | 2-3-0 | 8 | 6 | LA: Donovan (44) Juninho (83) Beckham (91+); POR: Boyd (23) |
| 04/21/2012 | at Colorado | W 2-1 | 19,152 | 3-3-0 | T6 | 9 | LA: own goal (21) Donovan (39); COL: Cummings (63) |
| 04/28/2012 | FC Dallas | T 1-1 | 23,249 | 3-3-1 | 7 | 10 | LA: Noonan (92+); DAL: Shea (61) |
| 05/02/2012 | at Seattle | L 0-2 | 39,002 | 3-4-1 | 7 | 10 | SEA: Johnson (40) Montero (48) |
| 05/05/2012 | New York | L 0-1 | 27,000 | 3-5-1 | 7 | 10 | NY: Lindpere (19) |
| 05/12/2012 | at Montreal | T 1-1 | 60,860 | 3-5-2 | 7 | 11 | LA: Beckham (62); MTL: Arnaud (8) |
| 05/19/2012 | at Chivas USA | L 0-1 | 18,800 | 3-6-2 | 8 | 11 | CHV: Correa (72) |
| 05/23/2012 | San Jose | L 2-3 | 16,512 | 3-7-2 | 9 | 11 | LA: Jimenez (3) Magee (73); SJ: Lenhart (76) Stephenson (82) Gordon (94+) |
| 05/26/2012 | at Houston | L 1-2 | 22,039 | 3-8-2 | 9 | 11 | LA: Buddle (10); HOU: own goal (38) Hainault (57) |
| 06/17/2012 | Portland | W 1-0 | 20,611 | 4-8-2 | 7 | 14 | LA: Dunivant (61) |
| 06/20/2012 | at Real Salt Lake | W 3-2 | 20,382 | 5-8-2 | 7 | 17 | LA: Donovan (29,68) Magee (50); RSL: Beckerman (9) Saborio (24) |
| 06/23/2012 | Vancouver | W 3-0 | 21,529 | 6-8-2 | 5 | 20 | LA: Magee (16) Keane (30) Donovan (41) |
| 06/30/2012 | at San Jose | L 3-4 | 50,391 | 6-9-2 | 6 | 20 | LA: Beckham (31) own goal (36) Donovan (41); SJ: Lenhart (7) Bernardez (44) Cronin (47) Wondolowski (61) |
| 07/04/2012 | Philadelphia | L 1-2 | 27,000 | 6-10-2 | 6 | 20 | LA: Barrett (73); PHI: McInerney (46+) M. Farfan (95+) |
| 07/08/2012 | at Chicago | W 2-0 | 20,563 | 7-10-2 | 5 | 23 | LA: Keane (24,78) |
| 07/14/2012 | at Portland | W 5-3 | 20,438 | 8-10-2 | 5 | 26 | LA: Beckham (19,24) Donovan (27) Keane (28,64); POR: Boyd (3,70) Kimura (34) |
| 07/18/2012 | at Vancouver | T 2-2 | 21,000 | 8-10-3 | 5 | 27 | LA: Beckham (81) Villarreal (87); VAN: Koffie (18) Robson (27) |
| 07/21/2012 | Chivas USA | W 3-1 | 25,180 | 9-10-3 | 5 | 30 | LA: Keane (14) Donovan (48,78); CHV: Cardozo (52) |
| 07/28/2012 | at FC Dallas | W 1-0 | 22,565 | 10-10-3 | 5 | 33 | LA: Magee (62) |
| 08/05/2012 | at Seattle | L 0-4 | 60,908 | 10-11-3 | 5 | 33 | SEA: Johnson (6) Montero (52) Caskey (61) Rose (88) |
| 08/12/2012 | at Chivas USA | W 4-0 | 17,601 | 11-11-3 | 5 | 36 | LA: Keane (27) Juninho (64,74) Gonzalez (83) |
| 08/15/2012 | at Columbus | T 1-1 | 17,019 | 11-11-4 | T3 | 37 | LA: Keane (64); CLB: Arrieta (47) |
| 08/26/2012 | FC Dallas | W 2-0 | 21,933 | 12-11-4 | 4 | 40 | LA: Juninho (66) Dunivant (84) |
| 09/01/2012 | Vancouver | W 2-0 | 20,168 | 13-11-4 | T3 | 43 | LA: Juninho (41) Beckham (79) |
| 09/14/2012 | Colorado | W 2-0 | 20,204 | 14-11-4 | T3 | 46 | LA: Keane (15) Wilhelmsson (58) |
| 09/22/2012 | Toronto FC | W 4-2 | 27,000 | 15-11-4 | T2 | 49 | LA: Juninho (11,33) Keane (36,92+); TOR: Dunfield (38) Silva (86) |
| 09/30/2012 | at Colorado | T 1-1 | 17,649 | 15-11-5 | 3 | 50 | LA: Sarvas (10); COL: Castrillon (16) |
| 10/06/2012 | Real Salt Lake | L 1-2 | 27,000 | 15-12-5 | 3 | 50 | LA: Keane (17); RSL: Espindola (25,28) |
| 10/21/2012 | at San Jose | T 2-2 | 10,744 | 15-12-6 | 4 | 51 | LA: Keane (59) Buddle (69); SJ: Chavez (61) Wondolowski (73) |
| 10/28/2012 | Seattle | W 1-0 | 27,000 | 16-12-6 | 4 | 54 | LA: Magee (83) |

2012 LA GALAXY POSTSEASON STATISTICS (4-2-0, 12 PTS.) THROUGH GAMES OF DECEMBER 1, 2012



sponsored by HERBALIFE

| UNF | POS | PLAYER | GP | GS | MIN | G | A | SHT | SOG | FC | FS | OFF | CK | C | E |
|------------------------|-----|--------------------------|----------|----------|------------|-----------|-----------|-----------|-----------|-----------|-----------|-----------|-----------|-----------|----------|
| 7 | F | Robbie Keane | 6 | 6 | 540 | 6 | 1 | 18 | 10 | 6 | 9 | 4 | 0 | 0 | 0 |
| 18 | M | Mike Magee | 6 | 6 | 540 | 3 | 1 | 10 | 4 | 5 | 1 | 1 | 0 | 0 | 0 |
| 10 | M | Landon Donovan | 5 | 5 | 444 | 2 | 3 | 12 | 4 | 7 | 6 | 3 | 1 | 1 | 0 |
| 4 | D | Omar Gonzalez | 6 | 6 | 540 | 1 | 0 | 7 | 1 | 6 | 15 | 0 | 0 | 1 | 0 |
| 5 | D | Sean Franklin | 5 | 5 | 450 | 0 | 4 | 2 | 1 | 2 | 1 | 4 | 0 | 0 | 0 |
| 19 | M | Juninho | 6 | 5 | 412 | 0 | 2 | 7 | 1 | 8 | 3 | 0 | 0 | 1 | 0 |
| 23 | M | David Beckham | 6 | 6 | 513 | 0 | 1 | 8 | 3 | 6 | 4 | 0 | 24 | 1 | 0 |
| 21 | D | Tommy Meyer | 6 | 6 | 540 | 0 | 1 | 0 | 0 | 7 | 1 | 0 | 0 | 0 | 0 |
| 9 | M | Christian Wilhelmsson | 4 | 3 | 244 | 0 | 1 | 2 | 0 | 9 | 5 | 4 | 0 | 0 | 0 |
| 14 | F | Edson Buddle | 5 | 3 | 261 | 0 | 0 | 3 | 2 | 6 | 3 | 4 | 0 | 0 | 0 |
| 2 | D | Todd Dunivant | 6 | 6 | 540 | 0 | 0 | 1 | 0 | 3 | 5 | 0 | 0 | 0 | 0 |
| 16 | M | Hector Jimenez | 1 | 1 | 52 | 0 | 0 | 0 | 0 | 0 | 0 | 0 | 0 | 0 | 0 |
| 8 | M | Marcelo Sarvas | 6 | 2 | 278 | 0 | 0 | 3 | 1 | 9 | 3 | 0 | 0 | 1 | 0 |
| 12 | G | Josh Saunders | 6 | 6 | 540 | 0 | 0 | 0 | 0 | 0 | 0 | 0 | 0 | 0 | 0 |
| 26 | M | Michael Stephens | 4 | 0 | 40 | 0 | 0 | 1 | 0 | 1 | 1 | 0 | 0 | 0 | 0 |
| 33 | M | Jose Villarreal | 1 | 0 | 6 | 0 | 0 | 0 | 0 | 0 | 0 | 0 | 0 | 0 | 0 |
| 29 | D | Andrew Boyens | 0 | 0 | 0 | 0 | 0 | 0 | 0 | 0 | 0 | 0 | 0 | 0 | 0 |
| 20 | D | A.J. DeLaGarza | 0 | 0 | 0 | 0 | 0 | 0 | 0 | 0 | 0 | 0 | 0 | 0 | 0 |
| 25 | M | Rafael Garcia | 0 | 0 | 0 | 0 | 0 | 0 | 0 | 0 | 0 | 0 | 0 | 0 | 0 |
| 35 | D | Bryan Gaul | 0 | 0 | 0 | 0 | 0 | 0 | 0 | 0 | 0 | 0 | 0 | 0 | 0 |
| 6 | D | Bryan Jordan | 0 | 0 | 0 | 0 | 0 | 0 | 0 | 0 | 0 | 0 | 0 | 0 | 0 |
| 15 | M | Dan Keat | 0 | 0 | 0 | 0 | 0 | 0 | 0 | 0 | 0 | 0 | 0 | 0 | 0 |
| 22 | D | Leonardo | 0 | 0 | 0 | 0 | 0 | 0 | 0 | 0 | 0 | 0 | 0 | 0 | 0 |
| 3 | D | David Junior Lopes (TOT) | 0 | 0 | 0 | 0 | 0 | 0 | 0 | 0 | 0 | 0 | 0 | 0 | 0 |
| 3 | D | David Junior Lopes (LA) | 0 | 0 | 0 | 0 | 0 | 0 | 0 | 0 | 0 | 0 | 0 | 0 | 0 |
| 32 | F | Jack McBean | 0 | 0 | 0 | 0 | 0 | 0 | 0 | 0 | 0 | 0 | 0 | 0 | 0 |
| 28 | M | Kyle Nakazawa | 0 | 0 | 0 | 0 | 0 | 0 | 0 | 0 | 0 | 0 | 0 | 0 | 0 |
| 11 | F | Pat Noonan | 0 | 0 | 0 | 0 | 0 | 0 | 0 | 0 | 0 | 0 | 0 | 0 | 0 |
| 24 | G | Brian Perk | 0 | 0 | 0 | 0 | 0 | 0 | 0 | 0 | 0 | 0 | 0 | 0 | 0 |
| 1 | G | Brian Rowe | 0 | 0 | 0 | 0 | 0 | 0 | 0 | 0 | 0 | 0 | 0 | 0 | 0 |
| Team totals | | | 6 | 6 | 540 | 12 | 14 | 74 | 27 | 75 | 65 | 20 | 25 | 5 | 0 |
| Opponent totals | | | 6 | 6 | 540 | 6 | 5 | 66 | 24 | 65 | 75 | 20 | 26 | 10 | 1 |

GAME-WINNING GOALS: Robbie Keane 2, Landon Donovan 2

GAME-WINNING ASSISTS: Landon Donovan 2, Tommy Meyer 1, Sean Franklin 1

PENALTY KICK GOALS/ATTEMPTS: Robbie Keane 2-2, Landon Donovan 2-2

LA GALAXY INDIVIDUAL GOALKEEPING

| UNF | GOALKEEPER | GP | GS | MIN | SHTS | SV | GA | GAA | PG | PA | W | L | T | SO | RECORD |
|------------------------|---------------|----------|----------|------------|-----------|-----------|-----------|-------------|----------|----------|----------|----------|----------|----------|--------------|
| 12 | Josh Saunders | 6 | 6 | 540 | 24 | 18 | 6 | 1.00 | 0 | 0 | 4 | 2 | 0 | 1 | 0-0-0 |
| Team totals | | 6 | 6 | 540 | 24 | 18 | 6 | 1.00 | 0 | 0 | 4 | 2 | 0 | 1 | 0-0-0 |
| Opponent totals | | 6 | 6 | 540 | 27 | 14 | 12 | 2.00 | 4 | 4 | 2 | 4 | 0 | 1 | 0-0-0 |

2012 POSTSEASON GAME BY GAME

| DATE | OPPONENT | RESULT | ATT. | W-L-T | RD. | NOTES: |
|------------|-------------|--------|--------|-------|-----|--|
| 11/01/2012 | Vancouver | W 2-1 | 14,703 | 1-0-0 | WC | LA: Magee (69) Donovan (73); VAN: Mattocks (3) |
| 11/04/2012 | San Jose | L 0-1 | 27,000 | 1-1-0 | QTR | SJ: Bernardes (94+) |
| 11/07/2012 | at San Jose | W 3-1 | 10,744 | 2-1-0 | QTR | LA: Keane (21,34) Magee (39); SJ: Gordon (82) |
| 11/11/2012 | Seattle | W 3-0 | 27,000 | 3-1-0 | SEM | LA: Keane (46+,67) Magee (64) |
| 11/18/2012 | at Seattle | L 1-2 | 44,575 | 3-2-0 | SEM | LA: Keane (68); SEA: Johnson (12) Scott (57) |
| 12/01/2012 | Houston | W 3-1 | 30,510 | 4-2-0 | FIN | LA: Gonzalez (60) Donovan (65) Keane (94+); HOU: Carr (44) |

2011 LA GALAXY STATISTICS (19-5-10, 67 PTS.) THROUGH GAMES OF OCTOBER 23, 2011

| UNF | POS | PLAYER | GP | GS | MIN | G | A | SHT | SOG | FC | FS | OFF | CK | C | E |
|------------------------|-----|----------------------|-----------|-----------|-------------|-----------|-----------|------------|------------|------------|------------|------------|------------|-----------|----------|
| 10 | M | Landon Donovan | 23 | 21 | 1915 | 12 | 3 | 42 | 23 | 36 | 36 | 3 | 18 | 4 | 0 |
| 11 | F | Chad Barrett | 27 | 20 | 1583 | 7 | 5 | 49 | 19 | 13 | 15 | 10 | 0 | 0 | 0 |
| 18 | F | Mike Magee | 27 | 20 | 1772 | 5 | 0 | 28 | 11 | 30 | 34 | 3 | 3 | 2 | 0 |
| 5 | D | Sean Franklin | 28 | 25 | 2338 | 4 | 3 | 15 | 7 | 23 | 12 | 3 | 0 | 2 | 0 |
| 19 | M | Juninho | 30 | 30 | 2556 | 4 | 2 | 39 | 13 | 35 | 43 | 0 | 8 | 4 | 1 |
| 9 | F | *Juan Pablo Angel | 22 | 17 | 1519 | 3 | 1 | 39 | 16 | 20 | 7 | 24 | 0 | 0 | 0 |
| 23 | M | David Beckham | 26 | 25 | 2226 | 2 | 15 | 29 | 9 | 26 | 47 | 2 | 117 | 10 | 0 |
| 4 | D | Omar Gonzalez | 29 | 29 | 2599 | 2 | 1 | 18 | 6 | 16 | 21 | 0 | 0 | 3 | 0 |
| 14 | F | Robbie Keane | 4 | 3 | 275 | 2 | 1 | 5 | 3 | 1 | 1 | 6 | 0 | 0 | 0 |
| 25 | M | Miguel Lopez | 24 | 14 | 1165 | 1 | 3 | 30 | 8 | 19 | 22 | 10 | 3 | 2 | 0 |
| 17 | F | Adam Cristman | 11 | 5 | 527 | 1 | 1 | 8 | 2 | 14 | 18 | 8 | 0 | 0 | 0 |
| 8 | M | Chris Birchall | 23 | 17 | 1551 | 1 | 0 | 26 | 4 | 27 | 15 | 1 | 0 | 3 | 1 |
| 22 | D | Leonardo | 7 | 7 | 630 | 1 | 0 | 2 | 1 | 5 | 5 | 0 | 0 | 1 | 0 |
| 32 | F | Jack McBean | 1 | 1 | 90 | 1 | 0 | 1 | 1 | 1 | 4 | 3 | 0 | 0 | 0 |
| 2 | D | Todd Dunivant | 32 | 32 | 2880 | 0 | 4 | 12 | 5 | 25 | 30 | 4 | 0 | 2 | 0 |
| 27 | M | Bryan Jordan | 13 | 5 | 581 | 0 | 2 | 0 | 0 | 6 | 6 | 1 | 0 | 1 | 0 |
| 3 | D | Gregg Berhalter | 10 | 8 | 748 | 0 | 1 | 5 | 1 | 13 | 8 | 0 | 0 | 3 | 0 |
| 26 | M | Michael Stephens | 25 | 12 | 1109 | 0 | 1 | 7 | 2 | 13 | 4 | 0 | 0 | 3 | 0 |
| 30 | M | Paolo Cardozo | 17 | 8 | 821 | 0 | 0 | 26 | 9 | 18 | 30 | 4 | 4 | 1 | 0 |
| 20 | D | A.J. DeLaGarza | 30 | 30 | 2627 | 0 | 0 | 3 | 1 | 31 | 31 | 1 | 0 | 3 | 0 |
| 6 | D | Frankie Hejduk | 6 | 6 | 472 | 0 | 0 | 2 | 1 | 13 | 1 | 0 | 0 | 5 | 0 |
| 16 | M | Hector Jimenez | 2 | 1 | 115 | 0 | 0 | 0 | 0 | 1 | 0 | 1 | 5 | 0 | 0 |
| 15 | M | Dan Keat | 5 | 1 | 117 | 0 | 0 | 3 | 0 | 2 | 2 | 0 | 0 | 0 | 0 |
| 7 | M | Jovan Kirovski | 13 | 2 | 244 | 0 | 0 | 4 | 0 | 4 | 1 | 0 | 0 | 1 | 1 |
| 24 | G | Brian Perk | 1 | 1 | 90 | 0 | 0 | 0 | 0 | 0 | 0 | 0 | 0 | 0 | 0 |
| 1 | G | Donovan Ricketts | 15 | 15 | 1284 | 0 | 0 | 0 | 0 | 0 | 3 | 0 | 0 | 1 | 0 |
| 29 | D | Dasan Robinson (TOT) | 6 | 3 | 338 | 0 | 0 | 3 | 0 | 4 | 9 | 1 | 0 | 1 | 0 |
| 29 | D | Dasan Robinson (LA) | 1 | 1 | 90 | 0 | 0 | 2 | 0 | 2 | 4 | 0 | 0 | 0 | 0 |
| 12 | G | Josh Saunders | 19 | 18 | 1639 | 0 | 0 | 0 | 0 | 1 | 3 | 0 | 0 | 1 | 1 |
| 28 | D | Ryan Thomas | 1 | 0 | 13 | 0 | 0 | 0 | 0 | 1 | 0 | 0 | 0 | 0 | 0 |
| 33 | D | Sean Alvarado | 0 | 0 | 0 | 0 | 0 | 0 | 0 | 0 | 0 | 0 | 0 | 0 | 0 |
| 21 | M | Dustin McCarty | 0 | 0 | 0 | 0 | 0 | 0 | 0 | 0 | 0 | 0 | 0 | 0 | 0 |
| Own-goals received | | | 2 | | | | | | | | | | | | |
| Team totals | | | 34 | 34 | 3060 | 48 | 43 | 395 | 142 | 396 | 452 | 84 | 168 | 52 | 4 |
| Opponent totals | | | 34 | 34 | 3060 | 28 | 20 | 408 | 133 | 452 | 396 | 119 | 173 | 58 | 5 |

GAME-WINNING GOALS: Landon Donovan 4, Chad Barrett 4, Juninho 3, Leonardo 1, Mike Magee 1, Miguel Lopez 1, Robbie Keane 1, Omar Gonzalez 1, Sean Franklin 1, David Beckham 1

GAME-WINNING ASSISTS: David Beckham 7, Sean Franklin 2, Chad Barrett 2, Miguel Lopez 1, Robbie Keane 1, Todd Dunivant 1, Landon Donovan 1, Adam Cristman 1, Gregg Berhalter 1

PENALTY KICK GOALS/ATTEMPTS: Landon Donovan 4-4

LA GALAXY INDIVIDUAL GOALKEEPING

| UNF | POS | GOALKEEPER | GP | GS | MIN | SHTS | SV | GA | GAA | PG | PA | W | L | T | SO |
|------------------------|-----|------------------|-----------|-----------|-------------|------------|------------|-----------|-------------|----------|----------|-----------|-----------|-----------|-----------|
| 18 | F | Mike Magee | 1 | 0 | 46 | 4 | 4 | 0 | 0.00 | 0 | 0 | 0 | 0 | 1 | 0 |
| 24 | G | Brian Perk | 1 | 1 | 90 | 2 | 2 | 0 | 0.00 | 0 | 1 | 0 | 0 | 1 | 1 |
| 1 | G | Donovan Ricketts | 15 | 15 | 1284 | 54 | 41 | 11 | 0.77 | 1 | 1 | 7 | 3 | 4 | 7 |
| 12 | G | Josh Saunders | 19 | 18 | 1639 | 73 | 55 | 17 | 0.93 | 2 | 2 | 12 | 2 | 4 | 8 |
| Team totals | | | 34 | 34 | 3060 | 133 | 102 | 28 | 0.82 | 3 | 4 | 19 | 5 | 10 | 17 |
| Opponent totals | | | 34 | 34 | 3060 | 142 | 91 | 48 | 1.41 | 4 | 4 | 5 | 19 | 10 | 6 |

* = Played with other teams in 2011. Only LA Galaxy statistics listed here.

2011 GAME BY GAME

| DATE | OPPONENT | RESULT | ATT. | W-L-T | POS. | PTS | NOTES: |
|------------|-------------------|--------|--------|---------|------|-----|--|
| 03/15/2011 | at Seattle | W 1-0 | 36,433 | 1-0-0 | 1 | 3 | LA: Juninho (58) |
| 03/20/2011 | New England | T 1-1 | 27,000 | 1-0-1 | 1 | 4 | LA: Juninho (39); NE: Joseph (3) |
| 03/26/2011 | at Real Salt Lake | L 1-4 | 20,507 | 1-1-1 | 3 | 4 | LA: Angel (80); RSL: Williams (2) Morales (10,41) Araujo (68) |
| 04/02/2011 | Philadelphia | W 1-0 | 24,998 | 2-1-1 | 1 | 7 | LA: Leonardo (33) |
| 04/09/2011 | at D.C. United | T 1-1 | 26,622 | 2-1-2 | 3 | 8 | LA: Magee (12); DC: Davies (90) |
| 04/13/2011 | at Toronto FC | T 0-0 | 22,453 | 2-1-3 | T2 | 9 | |
| 04/17/2011 | at Chicago | W 2-1 | 18,203 | 3-1-3 | T1 | 12 | LA: Barrett (42) Gonzalez (72); CHI: Oduro (89) |
| 04/23/2011 | Portland | W 3-0 | 23,719 | 4-1-3 | 1 | 15 | LA: Barrett (4) Donovan (8,67) |
| 05/01/2011 | at FC Dallas | L 1-2 | 21,867 | 4-2-3 | 1 | 15 | LA: Donovan (51); DAL: Castillo (47) Shea (88) |
| 05/07/2011 | New York | T 1-1 | 27,000 | 4-2-4 | 1 | 16 | LA: Donovan (41); NY: Henry (4) |
| 05/11/2011 | at Philadelphia | T 1-1 | 19,178 | 4-2-5 | 1 | 17 | LA: Donovan (24); PHI: Mwanga (84) |
| 05/14/2011 | Sporting KC | W 4-1 | 19,763 | 5-2-5 | 1 | 20 | LA: Donovan (44,46) Angel (64) Beckham (87); KC: own goal (39) |
| 05/21/2011 | at Chivas USA | W 1-0 | 27,000 | 6-2-5 | 1 | 23 | LA: Barrett (26) |
| 05/25/2011 | Houston | W 1-0 | 14,458 | 7-2-5 | 1 | 26 | LA: Donovan (46+) |
| 05/28/2011 | at New England | W 1-0 | 21,793 | 8-2-5 | 1 | 29 | LA: Lopez (69) |
| 06/03/2011 | D.C. United | T 0-0 | 20,036 | 8-2-6 | 1 | 30 | |
| 06/11/2011 | Toronto FC | T 2-2 | 20,675 | 8-2-7 | 1 | 31 | LA: Birchall (2) Angel (91+); TOR: Gordon (68,94+) |
| 06/18/2011 | at Colorado | W 3-1 | 18,277 | 9-2-7 | 1 | 34 | LA: own goal (25) Juninho (42) Barrett (80); COL: Casey (64) |
| 06/25/2011 | at San Jose | T 0-0 | 10,872 | 9-2-8 | 1 | 35 | |
| 07/04/2011 | Seattle | T 0-0 | 27,000 | 9-2-9 | 1 | 36 | |
| 07/09/2011 | Chicago | W 2-1 | 21,762 | 10-2-9 | 1 | 39 | LA: Donovan (58) Beckham (66); CHI: Nazarit (62) |
| 07/20/2011 | Columbus | W 1-0 | 24,709 | 11-2-9 | 1 | 42 | LA: Franklin (69) |
| 07/30/2011 | at Vancouver | W 4-0 | 27,500 | 12-2-9 | 1 | 45 | LA: Donovan (61,75) Franklin (80) Cristman (90) |
| 08/03/2011 | at Portland | L 0-3 | 18,627 | 12-3-9 | 1 | 45 | POR: Chabala (26) Perlaza (33) Brunner (68) |
| 08/06/2011 | FC Dallas | W 3-1 | 21,546 | 13-3-9 | 1 | 48 | LA: Gonzalez (32) Juninho (62) Magee (81); DAL: Chavez (9) |
| 08/20/2011 | San Jose | W 2-0 | 27,000 | 14-3-9 | 1 | 51 | LA: Keane (21) Magee (90) |
| 08/28/2011 | at New York | 1 | | | | | |
| 09/05/2011 | at Sporting KC | T 2-2 | 20,512 | 14-3-10 | 1 | 52 | LA: Franklin (25,74); KC: Santos (72) Bravo (92+) |
| 09/09/2011 | Colorado | W 1-0 | 20,068 | 15-3-10 | 1 | 55 | LA: Donovan (36) |
| 09/17/2011 | Vancouver | W 3-0 | 22,959 | 16-3-10 | 1 | 58 | LA: Magee (40,75) Keane (64) |
| 09/24/2011 | at Columbus | W 1-0 | 21,203 | 17-3-10 | 1 | 61 | LA: Barrett (93+) |
| 10/01/2011 | Real Salt Lake | W 2-1 | 27,000 | 18-3-10 | 1 | 64 | LA: Barrett (59) own goal (72); RSL: Espindola (45) |
| 10/04/2011 | at New York | L 0-2 | 25,186 | 18-4-10 | 1 | 64 | NY: Rodgers (31) Henry (59) |
| 10/16/2011 | Chivas USA | W 1-0 | 27,000 | 19-4-10 | 1 | 67 | LA: Barrett (53) |
| 10/23/2011 | at Houston | L 1-3 | 30,018 | 19-5-10 | 1 | 67 | LA: McBean (89); HOU: Moffat (27) Boswell (48) Costly (74) |

2011 LA GALAXY POSTSEASON STATISTICS (4-0-0, 12 PTS.) THROUGH GAMES OF NOVEMBER 20, 2011

| UNF | POS | PLAYER | GP | GS | MIN | G | A | SHT | SOG | FC | FS | OFF | CK | C | E |
|------------------------|-----|----------------------|----------|----------|------------|----------|----------|-----------|-----------|-----------|-----------|-----------|-----------|----------|----------|
| 10 | M | Landon Donovan | 4 | 4 | 360 | 3 | 1 | 11 | 5 | 7 | 10 | 0 | 2 | 2 | 0 |
| 18 | F | Mike Magee | 4 | 4 | 360 | 3 | 0 | 9 | 3 | 1 | 5 | 0 | 0 | 0 | 0 |
| 14 | F | Robbie Keane | 4 | 4 | 352 | 1 | 1 | 11 | 3 | 2 | 3 | 5 | 0 | 0 | 0 |
| 23 | M | David Beckham | 4 | 4 | 348 | 0 | 4 | 7 | 1 | 8 | 11 | 1 | 11 | 1 | 0 |
| 11 | F | Chad Barrett | 3 | 3 | 211 | 0 | 0 | 3 | 1 | 2 | 1 | 0 | 0 | 0 | 0 |
| 8 | M | Chris Birchall | 4 | 1 | 157 | 0 | 0 | 2 | 1 | 3 | 0 | 0 | 0 | 0 | 0 |
| 30 | M | Paolo Cardozo | 1 | 0 | 1 | 0 | 0 | 0 | 0 | 0 | 0 | 0 | 0 | 0 | 0 |
| 17 | F | Adam Cristman | 3 | 1 | 89 | 0 | 0 | 3 | 0 | 3 | 1 | 0 | 0 | 1 | 0 |
| 20 | D | A.J. DeLaGarza | 4 | 4 | 360 | 0 | 0 | 0 | 0 | 8 | 0 | 0 | 0 | 0 | 0 |
| 2 | D | Todd Dunivant | 4 | 4 | 360 | 0 | 0 | 0 | 0 | 1 | 4 | 0 | 0 | 0 | 0 |
| 5 | D | Sean Franklin | 4 | 4 | 360 | 0 | 0 | 0 | 0 | 3 | 4 | 0 | 0 | 2 | 0 |
| 4 | D | Omar Gonzalez | 4 | 4 | 360 | 0 | 0 | 0 | 0 | 3 | 9 | 0 | 0 | 0 | 0 |
| 19 | M | Juninho | 3 | 3 | 270 | 0 | 0 | 2 | 1 | 3 | 2 | 0 | 0 | 1 | 1 |
| 12 | G | Josh Saunders | 4 | 4 | 360 | 0 | 0 | 0 | 0 | 0 | 0 | 0 | 0 | 0 | 0 |
| 26 | M | Michael Stephens | 2 | 0 | 12 | 0 | 0 | 0 | 0 | 0 | 0 | 0 | 0 | 0 | 0 |
| 33 | D | Sean Alvarado | 0 | 0 | 0 | 0 | 0 | 0 | 0 | 0 | 0 | 0 | 0 | 0 | 0 |
| 3 | D | Gregg Berhalter | 0 | 0 | 0 | 0 | 0 | 0 | 0 | 0 | 0 | 0 | 0 | 0 | 0 |
| 6 | D | Frankie Hejduk | 0 | 0 | 0 | 0 | 0 | 0 | 0 | 0 | 0 | 0 | 0 | 0 | 0 |
| 16 | M | Hector Jimenez | 0 | 0 | 0 | 0 | 0 | 0 | 0 | 0 | 0 | 0 | 0 | 0 | 0 |
| 27 | M | Bryan Jordan | 0 | 0 | 0 | 0 | 0 | 0 | 0 | 0 | 0 | 0 | 0 | 0 | 0 |
| 15 | M | Dan Keat | 0 | 0 | 0 | 0 | 0 | 0 | 0 | 0 | 0 | 0 | 0 | 0 | 0 |
| 7 | M | Jovan Kirovski | 0 | 0 | 0 | 0 | 0 | 0 | 0 | 0 | 0 | 0 | 0 | 0 | 0 |
| 22 | D | Leonardo | 0 | 0 | 0 | 0 | 0 | 0 | 0 | 0 | 0 | 0 | 0 | 0 | 0 |
| 25 | M | Miguel Lopez | 0 | 0 | 0 | 0 | 0 | 0 | 0 | 0 | 0 | 0 | 0 | 0 | 0 |
| 32 | F | Jack McBean | 0 | 0 | 0 | 0 | 0 | 0 | 0 | 0 | 0 | 0 | 0 | 0 | 0 |
| 21 | M | Dustin McCarty | 0 | 0 | 0 | 0 | 0 | 0 | 0 | 0 | 0 | 0 | 0 | 0 | 0 |
| 24 | G | Brian Perk | 0 | 0 | 0 | 0 | 0 | 0 | 0 | 0 | 0 | 0 | 0 | 0 | 0 |
| 1 | G | Donovan Ricketts | 0 | 0 | 0 | 0 | 0 | 0 | 0 | 0 | 0 | 0 | 0 | 0 | 0 |
| 29 | D | Dasan Robinson (TOT) | 0 | 0 | 0 | 0 | 0 | 0 | 0 | 0 | 0 | 0 | 0 | 0 | 0 |
| 29 | D | Dasan Robinson (LA) | 0 | 0 | 0 | 0 | 0 | 0 | 0 | 0 | 0 | 0 | 0 | 0 | 0 |
| 28 | D | Ryan Thomas | 0 | 0 | 0 | 0 | 0 | 0 | 0 | 0 | 0 | 0 | 0 | 0 | 0 |
| Team totals | | | 4 | 4 | 360 | 7 | 6 | 48 | 15 | 44 | 54 | 6 | 15 | 7 | 1 |
| Opponent totals | | | 4 | 4 | 360 | 2 | 3 | 48 | 13 | 54 | 44 | 11 | 17 | 7 | 1 |

GAME-WINNING GOALS: Mike Magee 2, Landon Donovan 2

GAME-WINNING ASSISTS: David Beckham 3, Robbie Keane 1

PENALTY KICK GOALS/ATTEMPTS: Landon Donovan 2-2

LA GALAXY INDIVIDUAL GOALKEEPING

| UNF | GOALKEEPER | GP | GS | MIN | SHTS | SV | GA | GAA | PG | PA | W | L | T | SO | RECORD |
|------------------------|---------------|----------|----------|------------|-----------|-----------|----------|-------------|----------|----------|----------|----------|----------|----------|--------------|
| 12 | Josh Saunders | 4 | 4 | 360 | 13 | 11 | 2 | 0.50 | 0 | 0 | 4 | 0 | 0 | 2 | 0-0-0 |
| Team totals | | 4 | 4 | 360 | 13 | 11 | 2 | 0.50 | 0 | 0 | 4 | 0 | 0 | 2 | 0-0-0 |
| Opponent totals | | 4 | 4 | 360 | 15 | 8 | 7 | 1.75 | 2 | 2 | 0 | 4 | 0 | 0 | 0-0-0 |

2011 POSTSEASON GAME BY GAME

| DATE | OPPONENT | RESULT | ATT. | W-L-T | RD. NOTES: |
|------------|----------------|--------|--------|-------|---|
| 10/30/2011 | at New York | W 1-0 | 22,663 | 1-0-0 | QTR LA: Magee (15) |
| 11/03/2011 | New York | W 2-1 | 27,000 | 2-0-0 | QTR LA: Magee (42) Donovan (75); NY: Rodgers (4) |
| 11/06/2011 | Real Salt Lake | W 3-1 | 23,437 | 3-0-0 | SEM LA: Donovan (23) Magee (58) Keane (68); RSL: Saborio (25) |
| 11/20/2011 | Houston | W 1-0 | 30,281 | 4-0-0 | FIN LA: Donovan (72) |

2010 LOS ANGELES GALAXY STATISTICS (18-7-5, 59 PTS.) THROUGH GAMES OF OCTOBER 24, 2010



sponsored by HERBALIFE.

| UNF | POS | PLAYER | GP | GS | MIN | G | A | SHT | SOG | FC | FS | OFF | CK | C | E |
|-----|-----|------------------------|-----------|-----------|-------------|-----------|-----------|------------|------------|------------|------------|------------|------------|-----------|----------|
| 14 | F | Edson Buddle | 25 | 25 | 2109 | 17 | 2 | 96 | 43 | 43 | 31 | 27 | 0 | 4 | 0 |
| 10 | M | Landon Donovan | 24 | 24 | 2141 | 7 | 16 | 44 | 20 | 25 | 32 | 14 | 88 | 3 | 0 |
| 9 | F | Jovan Kirovski | 21 | 11 | 932 | 4 | 2 | 20 | 6 | 20 | 6 | 4 | 0 | 2 | 0 |
| 17 | F | Tristan Bowen | 17 | 10 | 878 | 2 | 2 | 22 | 11 | 10 | 9 | 4 | 0 | 3 | 0 |
| 19 | M | Juninho | 25 | 25 | 2006 | 2 | 2 | 30 | 9 | 37 | 26 | 0 | 6 | 5 | 0 |
| 23 | M | David Beckham | 7 | 5 | 466 | 2 | 1 | 9 | 6 | 4 | 6 | 0 | 23 | 2 | 0 |
| 4 | D | Omar Gonzalez | 28 | 28 | 2520 | 2 | 0 | 13 | 4 | 22 | 13 | 0 | 0 | 8 | 0 |
| 26 | M | Michael Stephens | 25 | 21 | 1884 | 1 | 8 | 19 | 9 | 13 | 6 | 0 | 1 | 4 | 0 |
| 88 | M | Alex Cazumba | 18 | 8 | 830 | 1 | 1 | 10 | 3 | 10 | 18 | 1 | 12 | 1 | 0 |
| 2 | D | Todd Dunivant | 27 | 27 | 2409 | 1 | 1 | 7 | 4 | 19 | 20 | 3 | 0 | 2 | 0 |
| 18 | F | Mike Magee | 16 | 9 | 789 | 1 | 1 | 19 | 8 | 10 | 9 | 5 | 1 | 2 | 0 |
| 20 | D | A.J. DeLaGarza | 17 | 14 | 1307 | 1 | 0 | 1 | 1 | 14 | 13 | 1 | 0 | 3 | 0 |
| 21 | F | *Alan Gordon | 12 | 4 | 467 | 1 | 0 | 8 | 4 | 17 | 4 | 4 | 0 | 0 | 0 |
| 21 | M | Dema Kovalenko | 9 | 8 | 712 | 1 | 0 | 8 | 6 | 18 | 16 | 0 | 0 | 1 | 0 |
| 28 | D | Sean Franklin | 25 | 24 | 2126 | 0 | 6 | 9 | 2 | 14 | 9 | 2 | 0 | 1 | 0 |
| 11 | M | Chris Birchall | 25 | 23 | 1973 | 0 | 2 | 31 | 8 | 28 | 13 | 0 | 0 | 5 | 0 |
| 7 | M | Chris Klein | 11 | 3 | 303 | 0 | 2 | 1 | 0 | 5 | 2 | 0 | 0 | 0 | 0 |
| 16 | D | Gregg Berhalter | 16 | 16 | 1399 | 0 | 0 | 3 | 0 | 22 | 10 | 1 | 0 | 1 | 0 |
| 27 | D | Bryan Jordan | 8 | 2 | 268 | 0 | 0 | 1 | 0 | 6 | 2 | 0 | 0 | 1 | 0 |
| 22 | D | Leonardo | 10 | 10 | 855 | 0 | 0 | 4 | 1 | 11 | 8 | 0 | 0 | 0 | 0 |
| 6 | M | Eddie Lewis | 13 | 1 | 250 | 0 | 0 | 6 | 1 | 2 | 5 | 2 | 4 | 0 | 1 |
| 5 | D | Yohance Marshall | 2 | 2 | 180 | 0 | 0 | 0 | 0 | 5 | 1 | 0 | 0 | 2 | 0 |
| 84 | M | Clint Mathis | 9 | 0 | 182 | 0 | 0 | 0 | 0 | 1 | 2 | 0 | 5 | 0 | 0 |
| 1 | G | Donovan Ricketts | 29 | 29 | 2610 | 0 | 0 | 0 | 0 | 0 | 2 | 0 | 0 | 0 | 0 |
| 12 | G | Josh Saunders | 1 | 1 | 90 | 0 | 0 | 0 | 0 | 0 | 1 | 0 | 0 | 0 | 0 |
| 24 | G | Brian Perk (TOT) | 0 | 0 | 0 | 0 | 0 | 0 | 0 | 0 | 0 | 0 | 0 | 0 | 0 |
| 24 | G | Brian Perk (LA) | 0 | 0 | 0 | 0 | 0 | 0 | 0 | 0 | 0 | 0 | 0 | 0 | 0 |
| | | Own-goals received | 1 | | | | | | | | | | | | |
| | | Team totals | 30 | 30 | 2700 | 44 | 46 | 361 | 146 | 356 | 295 | 68 | 140 | 50 | 1 |
| | | Opponent totals | 30 | 30 | 2700 | 26 | 14 | 289 | 105 | 296 | 353 | 137 | 114 | 38 | 4 |

GAME-WINNING GOALS: Edson Buddle 7, Jovan Kirovski 2, Juninho 2, Landon Donovan 2, Michael Stephens 1, Mike Magee 1, Dema Kovalenko 1, Alan Gordon 1, David Beckham 1

GAME-WINNING ASSISTS: Landon Donovan 5, Michael Stephens 3, Sean Franklin 3, Jovan Kirovski 2, Juninho 2, Tristan Bowen 2, Chris Klein 1, Chris Birchall 1, David Beckham 1

PENALTY KICK GOALS/ATTEMPTS: Landon Donovan 3-4

LOS ANGELES GALAXY INDIVIDUAL GOALKEEPING

| UNF | POS | GOALKEEPER | GP | GS | MIN | SHTS | SV | GA | GAA | PG | PA | W | L | T | SO |
|-----|-----|------------------------|-----------|-----------|-------------|------------|-----------|-----------|-------------|----------|----------|-----------|-----------|----------|-----------|
| 12 | G | Josh Saunders | 1 | 1 | 90 | 1 | 1 | 0 | 0.00 | 0 | 0 | 0 | 0 | 1 | 1 |
| 1 | G | Donovan Ricketts | 29 | 29 | 2610 | 104 | 79 | 26 | 0.90 | 1 | 1 | 18 | 7 | 4 | 11 |
| | | Team totals | 30 | 30 | 2700 | 105 | 80 | 26 | 0.87 | 1 | 1 | 18 | 7 | 5 | 12 |
| | | Opponent totals | 30 | 30 | 2700 | 146 | 99 | 44 | 1.47 | 3 | 4 | 7 | 18 | 5 | 8 |

* = Played with other teams in 2010. Only Los Angeles Galaxy statistics listed here.

2010 GAME BY GAME

| DATE | OPPONENT | RESULT | ATT. | W-L-T | POS. | PTS | NOTES: |
|------------|-------------------|--------|--------|--------|------|-----|---|
| 03/27/2010 | New England | W 1-0 | 21,376 | 1-0-0 | T1 | 3 | LA: Buddle (6) |
| 04/01/2010 | Chivas USA | W 2-0 | 19,805 | 2-0-0 | 1 | 6 | LA: Buddle (7,87) |
| 04/10/2010 | at Houston | W 2-0 | 16,459 | 3-0-0 | 1 | 9 | LA: Buddle (27,45) |
| 04/17/2010 | Real Salt Lake | W 2-1 | 20,344 | 4-0-0 | 1 | 12 | LA: Buddle (12,76); RSL: Beckerman (41) |
| 04/24/2010 | at Kansas City | T 0-0 | 10,045 | 4-0-1 | 1 | 13 | |
| 05/01/2010 | Philadelphia | W 3-1 | 15,453 | 5-0-1 | 1 | 16 | LA: DeLaGarza (0:51) Buddle (27,45); PHI: McInerney (84) |
| 05/05/2010 | at Colorado | W 1-0 | 9,882 | 6-0-1 | 1 | 19 | LA: Gordon (21) |
| 05/08/2010 | at Seattle | W 4-0 | 36,273 | 7-0-1 | 1 | 22 | LA: Kirovski (22) Gonzalez (52) Dunivant (57) Donovan (67) |
| 05/15/2010 | Toronto FC | T 0-0 | 20,007 | 7-0-2 | 1 | 23 | |
| 05/20/2010 | at FC Dallas | W 1-0 | 10,947 | 8-0-2 | 1 | 26 | LA: Magee (17) |
| 05/29/2010 | at Columbus | W 2-0 | 18,139 | 9-0-2 | 1 | 29 | LA: Stephens (10) Bowen (87) |
| 06/05/2010 | Houston | W 4-1 | 20,826 | 10-0-2 | 1 | 32 | LA: Kirovski (0:47,21) Bowen (48) dos Santos (56); HOU: Weaver (7) |
| 06/09/2010 | at Real Salt Lake | L 0-1 | 19,513 | 10-1-2 | 1 | 32 | RSL: Morales (80) |
| 06/26/2010 | at Toronto FC | T 0-0 | 18,809 | 10-1-3 | 1 | 33 | |
| 07/04/2010 | Seattle | W 3-1 | 27,000 | 11-1-3 | 1 | 36 | LA: Buddle (19) Juninho (48) own goal (77); SEA: Zakuani (66) |
| 07/10/2010 | at New England | L 0-2 | 20,155 | 11-2-3 | 1 | 36 | NE: Perovic (67) Nyassi (74) |
| 07/18/2010 | at D.C. United | W 2-1 | 17,688 | 12-2-3 | 1 | 39 | LA: Buddle (38) Donovan (58); DC: Najar (54) |
| 07/22/2010 | San Jose | T 2-2 | 17,712 | 12-2-4 | 1 | 40 | LA: Buddle (59) Donovan (90); S.J: Convey (2) McDonald (72) |
| 08/01/2010 | Chicago | L 2-3 | 20,348 | 12-3-4 | 1 | 40 | LA: Donovan (37,81); CHI: Pappa (4) John (5) Banner (19) |
| 08/14/2010 | at New York | W 1-0 | 25,000 | 13-3-4 | 1 | 43 | LA: Buddle (10) |
| 08/21/2010 | at San Jose | L 0-1 | 10,799 | 13-4-4 | 1 | 43 | SJ: Wondolowski (4) |
| 08/28/2010 | Kansas City | L 0-2 | 20,112 | 13-5-4 | 1 | 43 | KC: Arnaud (12) Conrad (70) |
| 09/04/2010 | at Chicago | T 1-1 | 21,068 | 13-5-5 | 1 | 44 | LA: Gonzalez (91+); CHI: John (88) |
| 09/11/2010 | Columbus | W 3-1 | 19,482 | 14-5-5 | 1 | 47 | LA: Buddle (13) Kovalenko (35) Kirovski (55); CLB: Mendoza (85) |
| 09/18/2010 | D.C. United | W 2-1 | 20,094 | 15-5-5 | 1 | 50 | LA: Donovan (81,86); DC: Najar (60) |
| 09/24/2010 | New York | L 0-2 | 27,000 | 15-6-5 | 1 | 50 | NY: Richards (36) Angel (60) |
| 10/03/2010 | at Chivas USA | W 2-1 | 24,283 | 16-6-5 | 1 | 53 | LA: Buddle (24) Beckham (39); CHV: Gordon (63) |
| 10/07/2010 | at Philadelphia | W 1-0 | 18,779 | 17-6-5 | 1 | 56 | LA: Buddle (27) |
| 10/16/2010 | Colorado | L 1-3 | 27,000 | 17-7-5 | 1 | 56 | LA: Buddle (9); COL: own goal (18) Casey (30) Cummings (67) |
| 10/24/2010 | FC Dallas | W 2-1 | 24,993 | 18-7-5 | 1 | 59 | LA: Beckham (33) Juninho (46); DAL: Harris (22) |

2010 LA GALAXY POSTSEASON STATISTICS (2-1-0, 6 PTS.) THROUGH GAMES OF NOVEMBER 14, 2010



sponsored by HERBALIFE

| UNF | POS | PLAYER | GP | GS | MIN | G | A | SHT | SOG | FC | FS | OFF | CK | C | E |
|-----------------|-----|------------------|----|----|-----|---|---|-----|-----|----|----|-----|----|---|---|
| 14 | F | Edson Buddle | 3 | 3 | 234 | 2 | 0 | 5 | 2 | 5 | 4 | 4 | 0 | 0 | 0 |
| 4 | D | Omar Gonzalez | 3 | 3 | 270 | 1 | 1 | 3 | 3 | 2 | 1 | 0 | 0 | 0 | 0 |
| 23 | M | David Beckham | 3 | 3 | 270 | 0 | 2 | 9 | 5 | 3 | 4 | 0 | 14 | 2 | 0 |
| 88 | M | Alex Cuzumba | 1 | 0 | 35 | 0 | 0 | 0 | 0 | 1 | 2 | 0 | 0 | 1 | 0 |
| 16 | D | Gregg Berhalter | 1 | 0 | 6 | 0 | 0 | 0 | 0 | 0 | 1 | 0 | 0 | 0 | 0 |
| 11 | M | Chris Birchall | 3 | 0 | 61 | 0 | 0 | 2 | 0 | 1 | 1 | 0 | 0 | 1 | 0 |
| 17 | F | Tristan Bowen | 1 | 0 | 19 | 0 | 0 | 0 | 0 | 1 | 0 | 1 | 0 | 0 | 0 |
| 20 | D | A.J. DeLaGarza | 3 | 3 | 270 | 0 | 0 | 0 | 0 | 3 | 3 | 0 | 0 | 0 | 0 |
| 10 | M | Landon Donovan | 3 | 3 | 270 | 0 | 0 | 6 | 2 | 2 | 7 | 0 | 1 | 0 | 0 |
| 2 | D | Todd Dunivant | 1 | 0 | 10 | 0 | 0 | 0 | 0 | 1 | 0 | 0 | 0 | 0 | 0 |
| 28 | D | Sean Franklin | 3 | 3 | 270 | 0 | 0 | 1 | 1 | 3 | 2 | 0 | 0 | 0 | 0 |
| 19 | M | Juninho | 3 | 3 | 270 | 0 | 0 | 5 | 1 | 4 | 0 | 0 | 0 | 1 | 0 |
| 9 | F | Jovan Kirovski | 2 | 0 | 25 | 0 | 0 | 1 | 0 | 1 | 0 | 0 | 0 | 1 | 0 |
| 21 | M | Dema Kovalenko | 3 | 3 | 209 | 0 | 0 | 0 | 0 | 8 | 3 | 0 | 0 | 2 | 0 |
| 6 | M | Eddie Lewis | 3 | 3 | 256 | 0 | 0 | 0 | 0 | 1 | 2 | 0 | 0 | 0 | 0 |
| 18 | F | Mike Magee | 3 | 3 | 225 | 0 | 0 | 5 | 2 | 4 | 5 | 1 | 0 | 0 | 0 |
| 1 | G | Donovan Ricketts | 3 | 3 | 270 | 0 | 0 | 0 | 0 | 0 | 1 | 0 | 0 | 0 | 0 |
| 27 | D | Bryan Jordan | 0 | 0 | 0 | 0 | 0 | 0 | 0 | 0 | 0 | 0 | 0 | 0 | 0 |
| 7 | M | Chris Klein | 0 | 0 | 0 | 0 | 0 | 0 | 0 | 0 | 0 | 0 | 0 | 0 | 0 |
| 22 | D | Leonardo | 0 | 0 | 0 | 0 | 0 | 0 | 0 | 0 | 0 | 0 | 0 | 0 | 0 |
| 5 | D | Yohance Marshall | 0 | 0 | 0 | 0 | 0 | 0 | 0 | 0 | 0 | 0 | 0 | 0 | 0 |
| 24 | G | Brian Perk (TOT) | 0 | 0 | 0 | 0 | 0 | 0 | 0 | 0 | 0 | 0 | 0 | 0 | 0 |
| 24 | G | Brian Perk (LA) | 0 | 0 | 0 | 0 | 0 | 0 | 0 | 0 | 0 | 0 | 0 | 0 | 0 |
| 12 | G | Josh Saunders | 0 | 0 | 0 | 0 | 0 | 0 | 0 | 0 | 0 | 0 | 0 | 0 | 0 |
| 26 | M | Michael Stephens | 0 | 0 | 0 | 0 | 0 | 0 | 0 | 0 | 0 | 0 | 0 | 0 | 0 |
| Team totals | | | 3 | 3 | 270 | 3 | 3 | 37 | 16 | 40 | 39 | 6 | 15 | 8 | 0 |
| Opponent totals | | | 3 | 3 | 270 | 4 | 6 | 36 | 17 | 39 | 40 | 4 | 16 | 4 | 0 |

GAME-WINNING GOALS: Omar Gonzalez 1, Edson Buddle 1

GAME-WINNING ASSISTS: Omar Gonzalez 1, David Beckham 1

PENALTY KICK GOALS/ATTEMPTS: None

LOS ANGELES GALAXY INDIVIDUAL GOALKEEPING

| UNF | GOALKEEPER | GP | GS | MIN | SHTS | SV | GA | GAA | PG | PA | W | L | T | SO | RECORD |
|-----------------|------------------|----|----|-----|------|----|----|------|----|----|---|---|---|----|--------|
| 1 | Donovan Ricketts | 3 | 3 | 270 | 17 | 13 | 4 | 1.33 | 0 | 0 | 2 | 1 | 0 | 1 | 0-0-0 |
| Team totals | | 3 | 3 | 270 | 17 | 13 | 4 | 1.33 | 0 | 0 | 2 | 1 | 0 | 1 | 0-0-0 |
| Opponent totals | | 3 | 3 | 270 | 16 | 12 | 3 | 1.00 | 0 | 0 | 1 | 2 | 0 | 1 | 0-0-0 |

2010 POSTSEASON GAME BY GAME

| DATE | OPPONENT | RESULT | ATT. | W-L-T | RD. NOTES: |
|------------|------------|--------|--------|-------|--|
| 10/31/2010 | at Seattle | W 1-0 | 35,521 | 1-0-0 | QTR LA: Buddle (38) |
| 11/07/2010 | Seattle | W 2-1 | 27,000 | 2-0-0 | QTR LA: Buddle (19) Gonzalez (27); SEA: Zakuani (86) |
| 11/14/2010 | FC Dallas | L 0-3 | 27,000 | 2-1-0 | SEM DAL: Ferreira (26) John (54) Chavez (73) |

2009 LA GALAXY STATISTICS (12-6-12, 48 PTS.) THROUGH GAMES OF OCTOBER 24, 2009

| UNF | POS | PLAYER | GP | GS | MIN | G | A | SHT | SOG | FC | FS | OFF | CK | C | E |
|------------------------|-----|--------------------------|-----------|-----------|-------------|-----------|-----------|------------|------------|------------|------------|------------|------------|-----------|----------|
| 10 | F | Landon Donovan | 25 | 23 | 2152 | 12 | 6 | 56 | 29 | 25 | 38 | 11 | 46 | 1 | 0 |
| 14 | F | Edson Buddle | 19 | 13 | 1255 | 5 | 0 | 32 | 16 | 36 | 16 | 11 | 0 | 1 | 0 |
| 21 | F | Alan Gordon | 22 | 13 | 1175 | 3 | 3 | 41 | 15 | 38 | 28 | 12 | 0 | 5 | 1 |
| 11 | F | Alecko Eskandarian (TOT) | 10 | 5 | 462 | 3 | 0 | 12 | 6 | 14 | 4 | 3 | 0 | 3 | 0 |
| 11 | F | *Alecko Eskandarian | 33 | 213 | 2 | 0 | 9 | 5 | 5 | 2 | 0 | 0 | 2 | 0 | |
| 18 | M | Mike Magee | 23 | 19 | 1507 | 2 | 6 | 24 | 8 | 17 | 26 | 3 | 23 | 3 | 0 |
| 6 | M | Eddie Lewis | 27 | 23 | 1903 | 2 | 4 | 27 | 14 | 22 | 29 | 3 | 38 | 4 | 2 |
| 23 | M | David Beckham | 11 | 11 | 889 | 2 | 3 | 19 | 9 | 14 | 9 | 0 | 24 | 2 | 1 |
| 9 | F | Jovan Kirovski | 22 | 13 | 1202 | 2 | 1 | 19 | 8 | 30 | 10 | 4 | 6 | 4 | 0 |
| 2 | D | Todd Dunivant | 25 | 24 | 2131 | 1 | 2 | 8 | 5 | 16 | 19 | 0 | 0 | 0 | 0 |
| 20 | D | A.J. DeLaGarza | 22 | 21 | 1754 | 1 | 1 | 3 | 2 | 14 | 32 | 0 | 0 | 2 | 0 |
| 4 | D | Omar Gonzalez | 30 | 30 | 2672 | 1 | 1 | 13 | 4 | 29 | 19 | 0 | 0 | 5 | 0 |
| 27 | F | Bryan Jordan | 19 | 2 | 470 | 1 | 0 | 7 | 3 | 10 | 13 | 1 | 0 | 2 | 0 |
| 7 | M | Chris Klein | 28 | 10 | 1158 | 0 | 3 | 16 | 10 | 10 | 4 | 3 | 0 | 2 | 0 |
| 8 | M | Dema Kovalenko | 15 | 15 | 1237 | 0 | 2 | 11 | 2 | 19 | 11 | 1 | 0 | 2 | 1 |
| 33 | M | Chris Birchall | 9 | 6 | 531 | 0 | 1 | 8 | 3 | 9 | 7 | 0 | 0 | 2 | 0 |
| 28 | D | Sean Franklin | 3 | 13 | 1125 | 0 | 1 | 5 | 2 | 7 | 4 | 0 | 0 | 0 | 0 |
| 30 | M | Kyle Patterson | 3 | 2 | 127 | 0 | 1 | 1 | 0 | 2 | 2 | 0 | 0 | 0 | 0 |
| 16 | D | Gregg Berhalter | 26 | 26 | 2298 | 0 | 0 | 6 | 0 | 41 | 29 | 1 | 1 | 4 | 2 |
| 17 | F | Tristan Bowen | 1 | 0 | 1 | 0 | 0 | 0 | 0 | 0 | 0 | 0 | 0 | 0 | 0 |
| 3 | D | Leonard Griffin | 1 | 0 | 16 | 0 | 0 | 0 | 0 | 1 | 0 | 0 | 0 | 0 | 0 |
| 15 | M | Stefani Miglioranza | 23 | 20 | 1719 | 0 | 0 | 6 | 2 | 33 | 13 | 0 | 0 | 4 | 0 |
| 1 | G | Donovan Ricketts | 26 | 26 | 2274 | 0 | 0 | 0 | 0 | 1 | 1 | 0 | 0 | 1 | 0 |
| 22 | D | Tony Sanneh | 13 | 5 | 627 | 0 | 0 | 1 | 0 | 7 | 5 | 0 | 0 | 2 | 0 |
| 12 | G | Josh Saunders | 6 | 4 | 426 | 0 | 0 | 0 | 0 | 0 | 0 | 0 | 0 | 0 | 0 |
| 19 | M | Josh Tudela | 8 | 8 | 637 | 0 | 0 | 2 | 0 | 3 | 2 | 0 | 0 | 1 | 0 |
| 5 | D | Yohance Marshall | 0 | 0 | 0 | 0 | 0 | 0 | 0 | 0 | 0 | 0 | 0 | 0 | 0 |
| | | Own-goals received | 2 | | | | | | | | | | | | |
| Team totals | | | 30 | 30 | 2700 | 36 | 35 | 314 | 137 | 389 | 343 | 50 | 138 | 49 | 7 |
| Opponent totals | | | 30 | 30 | 2700 | 31 | 27 | 311 | 130 | 343 | 389 | 127 | 150 | 62 | 7 |

GAME-WINNING GOALS: Landon Donovan 3, Edson Buddle 2, David Beckham 2, Mike Magee 1

Jovan Kirovski 1, Alecko Eskandarian 1, Todd Dunivant 1

GAME-WINNING ASSISTS: Mike Magee 2, Eddie Lewis 2, Alan Gordon 2, Todd Dunivant 2, Chris Klein 1, Jovan Kirovski 1, Omar Gonzalez 1, A.J. DeLaGarza 1, Chris Birchall 1

PENALTY KICK GOALS/ATTEMPTS: Landon Donovan 3-3

LOS ANGELES GALAXY INDIVIDUAL GOALKEEPING

| 2007-08 COLLEGE HOCKEY HONORABLE GOALKEEPER | | | | | | | | | | | | | | | |
|---|-----|------------------|----|----|------|------|------|-----|------|----|---|----|----|----|----|
| UNF | POS | GOALKEEPER | GP | GS | MIN | SHTS | SVGA | GAA | PG | PA | W | L | T | SO | |
| 1 | G | Donovan Ricketts | 26 | 26 | 2274 | 112 | 82 | 26 | 1.03 | 4 | 5 | 10 | 5 | 10 | 9 |
| 12 | G | Josh Saunders | 6 | 4 | 426 | 18 | 12 | 5 | 1.06 | 1 | 1 | 2 | 1 | 2 | 2 |
| Team totals | | | 30 | 30 | 2700 | 130 | 94 | 31 | 1.03 | 5 | 6 | 12 | 6 | 12 | 12 |
| Opponent totals | | | 30 | 30 | 2700 | 137 | 97 | 36 | 1.20 | 3 | 3 | 6 | 12 | 12 | 6 |

* = Played with other teams in 2009. Only Los Angeles Galaxy statistics listed here.



sponsored by HERBALIFE

2009 GAME BY GAME

| DATE | OPPONENT | RESULT | ATT. | W-L-T | POS. | PTS | NOTES: |
|------------|-------------------|--------|--------|---------|------|-----|--|
| 03/22/2009 | D.C. United | T 2-2 | 18,013 | 0-0-1 | T3 | 1 | LA: Donovan (80,85); DC: Gomez (44) Pontius (62) |
| 04/04/2009 | Colorado | L 2-3 | 16,709 | 0-1-1 | T6 | 1 | LA: Gonzalez (37) Gordon (48); COL: Casey (0:16,49,84) |
| 04/11/2009 | Chivas USA | T 0-0 | 23,317 | 0-1-2 | T6 | 2 | |
| 04/18/2009 | at San Jose | T 1-1 | 15,862 | 0-1-3 | 6 | 3 | LA: Jordan (76); SJ: Campos (5) |
| 04/25/2009 | at Colorado | T 1-1 | 12,180 | 0-1-4 | T7 | 4 | LA: Donovan (82); COL: Clark (60) |
| 05/02/2009 | New York | W 1-0 | 21,006 | 1-1-4 | 5 | 7 | LA: Donovan (39) |
| 05/06/2009 | at Real Salt Lake | T 2-2 | 16,155 | 1-1-5 | T5 | 8 | LA: Donovan (91+) Magee (94+); RSL: Findley (34) Johnson (92+) |
| 05/10/2009 | at Seattle | T 1-1 | 29,139 | 1-1-6 | 6 | 9 | LA: Gordon (35); SEA: Le Toux (22) |
| 05/17/2009 | Columbus | T 1-1 | 16,649 | 1-1-7 | T5 | 10 | LA: Lewis (91+); CLB: Barros Schelotto (70) |
| 05/23/2009 | at FC Dallas | T 1-1 | 9,595 | 1-1-8 | T5 | 11 | LA: Donovan (3); DAL: Moor (31) |
| 05/30/2009 | Kansas City | T 1-1 | 19,673 | 1-1-9 | 5 | 12 | LA: Buddle (87); KC: Arnaud (84) |
| 06/06/2009 | at Toronto FC | W 2-1 | 20,753 | 2-1-9 | 5 | 15 | LA: Gordon (5) Buddle (77); TOR: Dichio (62) |
| 06/13/2009 | Real Salt Lake | L 0-2 | 19,718 | 2-2-9 | T5 | 15 | RSL: Movsisyan (13) Borchers (52) |
| 06/20/2009 | at San Jose | L 1-2 | 17,128 | 2-3-9 | 6 | 15 | LA: Kirovski (65); SJ: Campos (6) Johnson (54) |
| 06/28/2009 | Houston | W 1-0 | 17,938 | 3-3-9 | 6 | 18 | LA: Dunivant (24) |
| 07/04/2009 | New England | W 1-0 | 20,609 | 4-3-9 | T4 | 21 | LA: Eskandarian (8) |
| 07/11/2009 | at Chivas USA | W 1-0 | 23,409 | 5-3-9 | T4 | 24 | LA: Buddle (30) |
| 07/16/2009 | at New York | W 3-1 | 23,238 | 6-3-9 | T3 | 27 | LA: Eskandarian (3) Donovan (31) Lewis (45); NY: Angel (87) |
| 07/25/2009 | at Kansas City | T 1-1 | 11,906 | 6-3-10 | 3 | 28 | LA: Donovan (33); KC: Lopez (26) |
| 08/08/2009 | at New England | W 2-1 | 26,623 | 7-3-10 | 2 | 31 | LA: Donovan (21) Kirovski (52); NE: Ralston (83) |
| 08/15/2009 | Seattle | L 0-2 | 20,162 | 7-4-10 | 3 | 31 | SEA: Zakuani (22) Montero (54) |
| 08/19/2009 | at Chicago | W 2-0 | 20,000 | 8-4-10 | 2 | 34 | LA: Magee (23) Donovan (54) |
| 08/22/2009 | at D.C. United | T 0-0 | 22,134 | 8-4-11 | 2 | 35 | |
| 08/29/2009 | Chivas USA | W 1-0 | 27,000 | 9-4-11 | 2 | 38 | LA: Beckham (80) |
| 09/12/2009 | FC Dallas | L 3-6 | 18,148 | 9-5-11 | 2 | 38 | LA: own goal (26) DeLaGarza (42) Buddle (90); DAL: van den Bergh (7) Cunningham (25,86) McCarty (71) Harris (82) Ferreira (83) |
| 09/19/2009 | Toronto FC | W 2-0 | 18,619 | 10-5-11 | 2 | 41 | LA: Beckham (9) Buddle (83) |
| 09/26/2009 | at Columbus | L 0-2 | 20,966 | 10-6-11 | 2 | 41 | CLB: Gaven (33) Lenhart (59) |
| 10/02/2009 | Chicago | W 1-0 | 21,679 | 11-6-11 | 1 | 44 | LA: Donovan (42) |
| 10/18/2009 | at Houston | T 0-0 | 29,470 | 11-6-12 | T1 | 45 | |
| 10/24/2009 | San Jose | W 2-0 | 27,000 | 12-6-12 | 1 | 48 | LA: own goal (24) Donovan (77) |

2009 LOS ANGELES GALAXY POSTSEASON STATISTICS (2-0-2, 7 PTS.) THROUGH GAMES OF NOVEMBER 22, 2009

| UNF | POS | PLAYER | GP | GS | MIN | G | A | SHT | SOG | FC | FS | OFF | CK | C | E |
|-----------------|-----|---------------------|----|----|-----|---|---|-----|-----|----|----|-----|----|----|---|
| 10 | F | Landon Donovan | 4 | 4 | 420 | 3 | 1 | 18 | 8 | 8 | 13 | 0 | 1 | 1 | 0 |
| 18 | M | Mike Magee | 4 | 4 | 370 | 2 | 0 | 12 | 3 | 4 | 5 | 0 | 0 | 0 | 0 |
| 16 | D | Gregg Berhalter | 4 | 4 | 420 | 1 | 0 | 2 | 1 | 9 | 6 | 0 | 0 | 0 | 0 |
| 23 | M | David Beckham | 4 | 4 | 408 | 0 | 1 | 6 | 1 | 11 | 5 | 1 | 19 | 0 | 0 |
| 33 | M | Chris Birchall | 2 | 2 | 156 | 0 | 0 | 1 | 0 | 2 | 0 | 0 | 0 | 2 | 0 |
| 14 | F | Edson Buddle | 4 | 4 | 375 | 0 | 0 | 6 | 3 | 6 | 4 | 3 | 0 | 0 | 0 |
| 20 | D | A.J. DeLaGarza | 2 | 1 | 151 | 0 | 0 | 1 | 0 | 1 | 7 | 0 | 0 | 0 | 0 |
| 2 | D | Todd Dunivant | 3 | 3 | 300 | 0 | 0 | 0 | 0 | 2 | 0 | 1 | 0 | 0 | 0 |
| 28 | D | Sean Franklin | 4 | 4 | 420 | 0 | 0 | 0 | 0 | 5 | 0 | 0 | 0 | 1 | 0 |
| 4 | D | Omar Gonzalez | 4 | 4 | 389 | 0 | 0 | 3 | 0 | 2 | 1 | 0 | 0 | 0 | 0 |
| 21 | F | Alan Gordon | 3 | 0 | 57 | 0 | 0 | 1 | 0 | 1 | 6 | 1 | 0 | 0 | 0 |
| 9 | F | Jovan Kirovski | 3 | 1 | 200 | 0 | 0 | 2 | 1 | 6 | 0 | 0 | 0 | 0 | 0 |
| 7 | M | Chris Klein | 4 | 2 | 184 | 0 | 0 | 4 | 2 | 2 | 1 | 0 | 0 | 0 | 0 |
| 8 | M | Dema Kovalenko | 3 | 3 | 300 | 0 | 0 | 1 | 1 | 6 | 3 | 0 | 0 | 1 | 0 |
| 6 | M | Eddie Lewis | 3 | 0 | 50 | 0 | 0 | 0 | 0 | 1 | 2 | 0 | 0 | 0 | 0 |
| 1 | G | Donovan Ricketts | 4 | 4 | 366 | 0 | 0 | 1 | 1 | 0 | 1 | 0 | 0 | 0 | 0 |
| 12 | G | Josh Saunders | 1 | 0 | 54 | 0 | 0 | 0 | 0 | 0 | 0 | 0 | 0 | 0 | 0 |
| 17 | F | Tristan Bowen | 0 | 0 | 0 | 0 | 0 | 0 | 0 | 0 | 0 | 0 | 0 | 0 | 0 |
| 3 | D | Leonard Griffin | 0 | 0 | 0 | 0 | 0 | 0 | 0 | 0 | 0 | 0 | 0 | 0 | 0 |
| 27 | F | Bryan Jordan | 0 | 0 | 0 | 0 | 0 | 0 | 0 | 0 | 0 | 0 | 0 | 0 | 0 |
| 5 | D | Yohance Marshall | 0 | 0 | 0 | 0 | 0 | 0 | 0 | 0 | 0 | 0 | 0 | 0 | 0 |
| 15 | M | Stefani Miglioranza | 0 | 0 | 0 | 0 | 0 | 0 | 0 | 0 | 0 | 0 | 0 | 0 | 0 |
| 30 | M | Kyle Patterson | 0 | 0 | 0 | 0 | 0 | 0 | 0 | 0 | 0 | 0 | 0 | 0 | 0 |
| 22 | D | Tony Sanneh | 0 | 0 | 0 | 0 | 0 | 0 | 0 | 0 | 0 | 0 | 0 | 0 | 0 |
| Team totals | | | 4 | 4 | 420 | 6 | 2 | 58 | 21 | 66 | 60 | 6 | 20 | 5 | 0 |
| Opponent totals | | | 4 | 4 | 420 | 3 | 1 | 50 | 15 | 60 | 66 | 25 | 29 | 10 | 0 |

GAME-WINNING GOALS: Landon Donovan 1, Gregg Berhalter 1

GAME-WINNING ASSISTS: None

PENALTY KICK GOALS/ATTEMPTS: Landon Donovan 2-2

LOS ANGELES GALAXY INDIVIDUAL GOALKEEPING

| UNF | GOALKEEPER | GP | GS | MIN | SHTS | SV | GA | GAA | PG | PA | W | L | T | SO | RECORD |
|-----|------------------|----|----|-----|------|----|----|------|----|----|---|---|---|----|--------|
| 12 | Josh Saunders | 1 | 0 | 54 | 1 | 1 | 0 | 0.00 | 0 | 0 | 0 | 0 | 1 | 0 | 0-0-1 |
| 1 | Donovan Ricketts | 4 | 4 | 366 | 14 | 11 | 3 | 0.74 | 0 | 0 | 2 | 0 | 1 | 2 | 1-0-0 |
| | Team totals | 4 | 4 | 420 | 15 | 12 | 3 | 0.64 | 0 | 0 | 2 | 0 | 2 | 2 | 1-0-1 |
| | Opponent totals | 4 | 4 | 420 | 21 | 14 | 6 | 1.29 | 2 | 2 | 0 | 2 | 2 | 0 | 0-1-1 |

2009 POSTSEASON GAME BY GAME

| DATE | OPPONENT | RESULT | ATT. | W-L-T | RD. NOTES: |
|------------|----------------|-----------|--------|-------|---|
| 11/01/2009 | at Chivas USA | T 2-2 | 25,218 | 0-0-1 | QTR LA: Magee (14) Donovan (41); CHV: dos Santos (4) Galindo (50) |
| 11/08/2009 | Chivas USA | W 1-0 | 27,000 | 1-0-1 | QTR LA: Donovan (73) |
| 11/13/2009 | Houston | W2-0 (OT) | 25,373 | 2-0-1 | SEM LA: Berhalter (103) Donovan (109) |
| 11/22/2009 | Real Salt Lake | T1-1 (OT) | 46,011 | 2-0-2 | FIN LA: Magee (41); RSL: Findley (64) |

2008 LOS ANGELES GALAXY STATISTICS (8-13-9, 33 PTS.) THROUGH GAMES OF OCTOBER 26, 2008



| UNF | POS | PLAYER | GP | GS | MIN | G | A | SHT | SOG | FC | FS | OFF | CK | C | E |
|-----|-----|---------------------|----|----|------|----|----|-----|-----|-----|-----|-----|-----|----|---|
| 10 | F | Landon Donovan | 25 | 23 | 2136 | 20 | 9 | 65 | 40 | 18 | 39 | 15 | 28 | 4 | 0 |
| 14 | F | Edson Buddle | 27 | 26 | 2218 | 15 | 3 | 74 | 38 | 28 | 37 | 30 | 0 | 2 | 0 |
| 23 | M | David Beckham | 25 | 25 | 2248 | 5 | 10 | 35 | 12 | 14 | 37 | 4 | 69 | 6 | 0 |
| 21 | F | Alan Gordon | 26 | 14 | 1314 | 5 | 7 | 46 | 15 | 38 | 18 | 13 | 0 | 4 | 1 |
| 7 | D | Chris Klein | 30 | 30 | 2685 | 1 | 7 | 19 | 6 | 24 | 15 | 0 | 4 | 1 | 0 |
| 8 | M | Peter Vagenas | 14 | 11 | 933 | 1 | 3 | 7 | 1 | 14 | 19 | 0 | 0 | 3 | 0 |
| 6 | M | Eddie Lewis | 8 | 8 | 711 | 1 | 2 | 11 | 8 | 14 | 9 | 4 | 1 | 2 | 0 |
| 26 | M | Ely Allen | 12 | 11 | 848 | 1 | 1 | 15 | 8 | 25 | 11 | 2 | 0 | 2 | 0 |
| 15 | M | Alvaro Pires | 19 | 16 | 1253 | 1 | 1 | 9 | 3 | 27 | 28 | 0 | 0 | 4 | 1 |
| 27 | M | Bryan Jordan | 8 | 4 | 366 | 1 | 1 | 5 | 4 | 11 | 5 | 2 | 0 | 1 | 0 |
| 32 | M | Brandon McDonald | 16 | 10 | 1036 | 1 | 1 | 12 | 5 | 19 | 11 | 3 | 0 | 4 | 0 |
| 20 | F | *Carlos Ruiz | 10 | 3 | 386 | 1 | 0 | 9 | 6 | 7 | 8 | 9 | 0 | 0 | 0 |
| 4 | D | Ante Jazic | 15 | 14 | 1172 | 0 | 3 | 3 | 2 | 15 | 8 | 2 | 0 | 1 | 0 |
| 2 | D | Mike Randolph | 20 | 15 | 1468 | 0 | 3 | 13 | 6 | 19 | 19 | 2 | 0 | 2 | 0 |
| 28 | D | Sean Franklin | 27 | 26 | 2385 | 0 | 1 | 12 | 2 | 22 | 15 | 0 | 0 | 3 | 0 |
| 19 | M | Josh Tudela | 6 | 3 | 346 | 0 | 1 | 1 | 0 | 7 | 5 | 0 | 0 | 2 | 0 |
| 3 | D | Greg Vanney | 25 | 24 | 2050 | 0 | 1 | 7 | 3 | 27 | 12 | 0 | 6 | 5 | 0 |
| 17 | D | Abel Xavier | 10 | 9 | 854 | 0 | 1 | 1 | 1 | 13 | 3 | 0 | 0 | 2 | 1 |
| 1 | G | Steve Cronin | 22 | 22 | 1935 | 0 | 0 | 0 | 0 | 0 | 5 | 0 | 0 | 0 | 0 |
| 25 | D | Eduardo Dominguez | 3 | 2 | 155 | 0 | 0 | 0 | 0 | 3 | 2 | 0 | 0 | 0 | 0 |
| 16 | M | Joe Franchino (TOT) | 16 | 10 | 887 | 0 | 0 | 6 | 0 | 18 | 12 | 1 | 1 | 2 | 0 |
| 16 | M | Joe Franchino (LA) | 15 | 10 | 886 | 0 | 0 | 6 | 0 | 18 | 11 | 1 | 1 | 2 | 0 |
| 29 | D | Michael Gavin | 2 | 1 | 69 | 0 | 0 | 0 | 0 | 0 | 0 | 0 | 0 | 0 | 0 |
| 18 | M | Mike Munoz | 1 | 0 | 9 | 0 | 0 | 0 | 0 | 0 | 0 | 0 | 0 | 0 | 0 |
| 12 | D | Troy Roberts | 17 | 14 | 1316 | 0 | 0 | 3 | 1 | 17 | 9 | 0 | 1 | 2 | 0 |
| 22 | G | Josh Saunders | 3 | 3 | 270 | 0 | 0 | 0 | 0 | 0 | 0 | 0 | 0 | 0 | 0 |
| 11 | F | Israel Sesay | 2 | 0 | 5 | 0 | 0 | 0 | 0 | 1 | 0 | 0 | 0 | 0 | 0 |
| 24 | D | Julian Valentin | 1 | 1 | 54 | 0 | 0 | 0 | 0 | 0 | 1 | 0 | 0 | 0 | 0 |
| 31 | G | Josh Wicks | 6 | 5 | 495 | 0 | 0 | 0 | 0 | 0 | 0 | 0 | 0 | 0 | 0 |
| 34 | D | Vardan Adzeman | 0 | 0 | 0 | 0 | 0 | 0 | 0 | 0 | 0 | 0 | 0 | 0 | 0 |
| 20 | M | Jeremy Barlow (TOT) | 0 | 0 | 0 | 0 | 0 | 0 | 0 | 0 | 0 | 0 | 0 | 0 | 0 |
| 20 | M | Jeremy Barlow (LA) | 0 | 0 | 0 | 0 | 0 | 0 | 0 | 0 | 0 | 0 | 0 | 0 | 0 |
| 30 | D | Scott Bolkan | 0 | 0 | 0 | 0 | 0 | 0 | 0 | 0 | 0 | 0 | 0 | 0 | 0 |
| | | Own-goals received | 2 | | | | | | | | | | | | |
| | | Team totals | 30 | 30 | 2700 | 55 | 55 | 353 | 161 | 381 | 350 | 87 | 110 | 52 | 3 |
| | | Opponent totals | 30 | 30 | 2700 | 62 | 52 | 389 | 187 | 350 | 381 | 107 | 127 | 40 | 5 |

GAME-WINNING GOALS: Edson Buddle 3, Alan Gordon 2, Brandon McDonald 1, David Beckham 1, Ely Allen 1

GAME-WINNING ASSISTS: Landon Donovan 3, Peter Vagenas 1, Josh Tudela 1, Alan Gordon 1, Edson Buddle 1
David Beckham 1, Alvaro Pires 1

PENALTY KICK GOALS/ATTEMPTS: Landon Donovan 4-4

LOS ANGELES GALAXY INDIVIDUAL GOALKEEPING

| UNF | POS | GOALKEEPER | GP | GS | MIN | SHTS | SV | GA | GAA | PG | PA | W | L | T | SO |
|-----|-----|------------------------|-----------|-----------|-------------|------------|------------|-----------|-------------|----------|----------|-----------|-----------|----------|----------|
| 22 | G | Josh Saunders | 3 | 3 | 270 | 13 | 8 | 6 | 2.00 | 1 | 1 | 1 | 2 | 0 | 0 |
| 1 | G | Steve Cronin | 22 | 22 | 1935 | 141 | 92 | 44 | 2.05 | 3 | 3 | 6 | 9 | 6 | 2 |
| 31 | G | Josh Wicks | 6 | 5 | 495 | 33 | 20 | 12 | 2.18 | 0 | 0 | 1 | 2 | 3 | 0 |
| | | Team totals | 30 | 30 | 2700 | 187 | 120 | 62 | 2.07 | 4 | 4 | 8 | 13 | 9 | 2 |
| | | Opponent totals | 30 | 30 | 2700 | 161 | 98 | 55 | 1.83 | 4 | 4 | 13 | 8 | 9 | 7 |

* = Played with other teams in 2008. Only Los Angeles Galaxy statistics listed here.

2008 GAME BY GAME

| DATE | OPPONENT | RESULT | ATT. | W-L-T | POS. | PTS | NOTES: |
|------------|-------------------|--------|--------|--------|------|-----|--|
| 03/29/2008 | at Colorado | L 0-4 | 18,713 | 0-1-0 | T3 | 0 | COL: Cooke (10) C. Gomez (59) Cummings (66) Clark (80) |
| 04/03/2008 | San Jose | W 2-0 | 27,000 | 1-1-0 | T1 | 3 | LA: Beckham (9) Donovan (37) |
| 04/13/2008 | Toronto FC | L 2-3 | 20,426 | 1-2-0 | 5 | 3 | LA: Donovan (43,58); TOR: Dichio (42) Ja. Smith (53) Cunningham (88) |
| 04/19/2008 | Houston | T 2-2 | 23,401 | 1-2-1 | T3 | 4 | LA: Donovan (67,84); HOU: Davis (36) Caraccio (79) |
| 04/26/2008 | Chivas USA | W 5-2 | 27,000 | 2-2-1 | 2 | 7 | LA: Donovan (18,59,77) Gordon (76,84); CHV: Kljestan (38) Razov (62) |
| 05/03/2008 | at Real Salt Lake | T 2-2 | 25,571 | 2-2-2 | 2 | 8 | LA: Beckham (36,40); RSL: Espindola (6) Deuchar (18) |
| 05/10/2008 | New York | L 1-2 | 27,000 | 2-3-2 | T3 | 8 | LA: Gordon (77); NY: Borman (21) Angel (78) |
| 05/18/2008 | at FC Dallas | W 5-1 | 22,331 | 3-3-2 | 2 | 11 | LA: Klein (25) Buddle (31,39,85) own goal (34); DAL: Oduro (54) |
| 05/24/2008 | Kansas City | W 3-1 | 24,176 | 4-3-2 | 1 | 14 | LA: Donovan (54) Buddle (74) Beckham (94+); KC: Lopez (40) |
| 05/31/2008 | at Toronto FC | L 0-2 | 20,096 | 4-4-2 | T1 | 14 | TOR: James (48) Cunningham (64) |
| 06/07/2008 | Colorado | W 3-2 | 25,129 | 5-4-2 | 1 | 17 | LA: Alves Pires (4) Buddle (32) Allen (50); COL: Clark (73) H. Gomez (82) |
| 06/14/2008 | at San Jose | W 3-0 | 39,872 | 6-4-2 | 1 | 20 | LA: Buddle (6,63,68) |
| 06/21/2008 | Columbus | T 3-3 | 27,000 | 6-4-3 | 1 | 21 | LA: Donovan (4,83) Buddle (47); CLB: Evans (67) Barros Schelotto (71) Lenhart (88) |
| 06/29/2008 | at D.C. United | L 1-4 | 35,979 | 6-5-3 | 1 | 21 | LA: Buddle (26); DC: Moreno (5) Emilio (37,68) Gallardo (60) |
| 07/04/2008 | New England | L 1-2 | 27,000 | 6-6-3 | 1 | 21 | LA: Beckham (66); NE: Cristman (33,37) |
| 07/10/2008 | Chivas USA | T 1-1 | 27,000 | 6-6-4 | T1 | 22 | LA: Buddle (72); CHV: Razov (15) |
| 07/19/2008 | at New York | T 2-2 | 46,754 | 6-6-5 | 2 | 23 | LA: Ruiz (29) Donovan (92+); NY: van den Bergh (35) Angel (71) |
| 07/27/2008 | at FC Dallas | L 0-4 | 21,020 | 6-7-5 | T2 | 23 | DAL: Cooper (15,16) Oduro (36) Thompson (89) |
| 08/03/2008 | at San Jose | L 2-3 | 26,071 | 6-8-5 | 4 | 23 | LA: Donovan (42) Buddle (76); SJ: Alvarez (8) Huckerby (40) Cochrane (89) |
| 08/14/2008 | at Chivas USA | T 2-2 | 27,000 | 6-8-6 | 4 | 24 | LA: Donovan (8) Gordon (92+); CHV: Harris (50) Nagamura (63) |
| 08/21/2008 | Chicago | L 0-1 | 27,000 | 6-9-6 | T4 | 24 | CHI: Thorrrington (65) |
| 08/30/2008 | at New England | T 2-2 | 39,256 | 6-9-7 | T5 | 25 | LA: Donovan (33,55); NE: Twellman (22) Joseph (71) |
| 09/06/2008 | Real Salt Lake | T 2-2 | 27,000 | 6-9-8 | T6 | 26 | LA: Jordan (9) Buddle (69); RSL: Movsisyan (21) Johnson (52) |
| 09/13/2008 | at Kansas City | L 0-2 | 26,113 | 6-10-8 | 7 | 26 | KC: Wolff (67) Arnaud (69) |
| 09/20/2008 | D.C. United | W 5-2 | 27,000 | 7-10-8 | T5 | 29 | LA: Donovan (23,35,92+) Gordon (38) Vagenas (81); DC: McTavish (2) Khumalo (48) |
| 09/25/2008 | at Chicago | L 1-3 | 20,156 | 7-11-8 | T6 | 29 | LA: Lewis (35); CHI: Rolfe (13,59) Blanco (57) |
| 10/04/2008 | at Columbus | L 0-1 | 22,685 | 7-12-8 | 7 | 29 | CLB: Moreno (43) |
| 10/12/2008 | Colorado | W 3-2 | 27,000 | 8-12-8 | 6 | 32 | LA: Buddle (36) own goal (70) McDonald (80); COL: Gibbs (43) McManus (88) |
| 10/18/2008 | at Houston | L 0-3 | 30,361 | 8-13-8 | 6 | 32 | HOU: own goal (14) De Rosario (20) Ching (23) |
| 10/26/2008 | FC Dallas | T 2-2 | 27,000 | 8-13-9 | T6 | 33 | LA: Buddle (21) Donovan (79); DAL: Moor (34) Sikora (39) |

2007 LOS ANGELES GALAXY STATISTICS (9-14-7, 34 PTS.) THROUGH GAMES OF OCTOBER 21, 2007



sponsored by HERBALIFE

| UNF | POS | PLAYER | GP | GS | MIN | G | A | SHT | SOG | FC | FS | OFF | CK | C | E |
|-----------------|-----|--------------------|----|----|------|----|----|-----|-----|-----|-----|-----|-----|----|---|
| 10 | F | Landon Donovan | 25 | 24 | 2191 | 8 | 13 | 44 | 20 | 19 | 40 | 11 | 80 | 3 | 0 |
| 14 | F | Edson Buddle (TOT) | 26 | 15 | 1251 | 5 | 2 | 47 | 23 | 29 | 21 | 19 | 2 | 3 | 0 |
| 14 | F | Edson Buddle (LA) | 16 | 10 | 770 | 5 | 0 | 38 | 17 | 17 | 16 | 13 | 2 | 2 | 0 |
| 13 | M | Cobi Jones | 25 | 19 | 1679 | 4 | 5 | 19 | 12 | 9 | 26 | 7 | 1 | 0 | 0 |
| 9 | F | Gavin Glinton | 19 | 3 | 711 | 4 | 0 | 19 | 12 | 7 | 20 | 5 | 0 | 0 | 0 |
| 18 | M | Kyle Martino | 26 | 25 | 1928 | 3 | 1 | 29 | 10 | 36 | 43 | 9 | 17 | 6 | 2 |
| 21 | F | Alan Gordon | 14 | 11 | 828 | 3 | 0 | 19 | 8 | 22 | 17 | 11 | 0 | 1 | 0 |
| 20 | F | Carlos Papon | 18 | 10 | 978 | 3 | 0 | 29 | 10 | 6 | 21 | 24 | 1 | 0 | 0 |
| 7 | M | Chris Klein (TOT) | 32 | 32 | 2880 | 2 | 4 | 40 | 16 | 23 | 20 | 8 | 9 | 1 | 0 |
| 7 | M | Chris Klein (LA) | 21 | 21 | 1890 | 1 | 3 | 18 | 6 | 15 | 14 | 4 | 8 | 0 | 0 |
| 20 | F | *Robbie Findley | 9 | 3 | 379 | 2 | 0 | 11 | 5 | 8 | 10 | 4 | 0 | 0 | 0 |
| 12 | D | Troy Roberts | 16 | 12 | 1140 | 2 | 0 | 4 | 2 | 25 | 11 | 1 | 0 | 2 | 1 |
| 6 | M | Kevin Harmse | 17 | 13 | 1171 | 1 | 0 | 6 | 3 | 22 | 15 | 0 | 0 | 6 | 1 |
| 11 | F | *Nate Jaqua | 10 | 9 | 770 | 1 | 0 | 23 | 8 | 19 | 17 | 3 | 0 | 3 | 0 |
| 14 | D | *Tyrone Marshall | 8 | 8 | 719 | 1 | 0 | 1 | 1 | 12 | 5 | 0 | 0 | 1 | 1 |
| 8 | M | Peter Vagenas | 24 | 20 | 1786 | 0 | 5 | 13 | 3 | 25 | 21 | 0 | 0 | 2 | 0 |
| 23 | M | David Beckham | 5 | 2 | 252 | 0 | 2 | 8 | 0 | 2 | 7 | 0 | 20 | 0 | 0 |
| 22 | M | Kelly Gray (TOT) | 15 | 13 | 1195 | 0 | 1 | 14 | 4 | 9 | 5 | 1 | 1 | 1 | 0 |
| 22 | M | Kelly Gray (LA) | 6 | 5 | 463 | 0 | 0 | 4 | 0 | 5 | 1 | 0 | 1 | 1 | 0 |
| 2 | D | Mike Randolph | 19 | 15 | 1451 | 0 | 1 | 1 | 0 | 7 | 18 | 0 | 0 | 3 | 0 |
| 19 | M | Josh Tudela | 9 | 9 | 779 | 0 | 1 | 3 | 2 | 15 | 6 | 0 | 0 | 2 | 0 |
| 16 | D | Kyle Veris | 8 | 6 | 542 | 0 | 1 | 6 | 2 | 8 | 4 | 0 | 0 | 3 | 0 |
| 17 | D | Abel Xavier | 10 | 10 | 900 | 0 | 1 | 4 | 0 | 7 | 10 | 0 | 0 | 3 | 0 |
| 5 | D | Chris Albright | 5 | 5 | 375 | 0 | 0 | 9 | 3 | 7 | 5 | 0 | 0 | 1 | 0 |
| 1 | G | Joe Cannon | 29 | 29 | 2610 | 0 | 0 | 0 | 0 | 2 | 5 | 0 | 0 | 1 | 0 |
| 27 | F | Mike Caso | 1 | 1 | 45 | 0 | 0 | 0 | 0 | 0 | 0 | 0 | 0 | 0 | 0 |
| 0 | G | Steve Cronin | 1 | 1 | 90 | 0 | 0 | 0 | 0 | 0 | 0 | 0 | 0 | 0 | 0 |
| 3 | D | Ty Harden | 24 | 24 | 2086 | 0 | 0 | 1 | 1 | 27 | 9 | 0 | 0 | 4 | 0 |
| 4 | D | Ante Jazic | 18 | 16 | 1397 | 0 | 0 | 0 | 0 | 17 | 12 | 2 | 0 | 2 | 0 |
| 15 | D | Quavas Kirk | 11 | 5 | 438 | 0 | 0 | 1 | 0 | 4 | 3 | 1 | 0 | 0 | 0 |
| 25 | M | *Santino Quaranta | 6 | 3 | 218 | 0 | 0 | 2 | 1 | 2 | 2 | 0 | 7 | 0 | 0 |
| 7 | D | Ian Russell | 3 | 3 | 193 | 0 | 0 | 0 | 0 | 3 | 0 | 1 | 0 | 0 | 0 |
| 11 | F | Israel Sesay | 1 | 0 | 1 | 0 | 0 | 0 | 0 | 0 | 0 | 0 | 0 | 0 | 0 |
| 24 | M | *Nathan Sturgis | 9 | 8 | 773 | 0 | 0 | 3 | 1 | 6 | 7 | 0 | 0 | 1 | 0 |
| 35 | G | Lance Friesz | 0 | 0 | 0 | 0 | 0 | 0 | 0 | 0 | 0 | 0 | 0 | 0 | 0 |
| Team totals | | | 30 | 30 | 2700 | 38 | 33 | 315 | 127 | 354 | 385 | 96 | 137 | 47 | 5 |
| Opponent totals | | | 30 | 30 | 2700 | 48 | 45 | 388 | 179 | 385 | 354 | 89 | 184 | 46 | 7 |

GAME-WINNING GOALS: Gavin Glinton 2, Edson Buddle 2, Kyle Martino 1, Chris Klein 1, Cobi Jones 1, Kevin Harmse 1, Landon Donovan 1

GAME-WINNING ASSISTS: Cobi Jones 3, Landon Donovan 3, Kyle Veris 1, Peter Vagenas 1, Josh Tudela 1, Mike Randolph 1, Kyle Martino 1, Chris Klein 1

PENALTY KICK GOALS/ATTEMPTS: Landon Donovan 5-6, Kyle Martino 0-1

LOS ANGELES GALAXY INDIVIDUAL GOALKEEPING

| UNF | POS | GOALKEEPER | GP | GS | MIN | SHTS | SV | GA | GAA | PG | PA | W | L | T | SO |
|-----------------|-----|--------------|----|----|------|------|-----|----|------|----|----|----|----|---|----|
| 1 | G | Joe Cannon | 29 | 29 | 2610 | 171 | 119 | 46 | 1.59 | 4 | 5 | 9 | 13 | 7 | 5 |
| 0 | G | Steve Cronin | 1 | 1 | 90 | 8 | 6 | 2 | 2.00 | 0 | 0 | 0 | 1 | 0 | 0 |
| Team totals | | | 30 | 30 | 2700 | 179 | 125 | 48 | 1.60 | 4 | 5 | 9 | 14 | 7 | 5 |
| Opponent totals | | | 30 | 30 | 2700 | 127 | 81 | 38 | 1.27 | 5 | 7 | 14 | 9 | 7 | 10 |

* = Played with other teams in 2007. Only Los Angeles Galaxy statistics listed here.

2007 GAME BY GAME

| DATE | OPPONENT | RESULT | ATT. | W-L-T | POS. | PTS | NOTES: |
|------------|-------------------|--------|--------|--------|------|-----|---|
| 04/08/2007 | at Houston | T 0-0 | 16,404 | 0-0-1 | T3 | 1 | |
| 04/12/2007 | FC Dallas | L 1-2 | 23,596 | 0-1-1 | T4 | 1 | LA: Findley (86); DAL: Ruiz (35) Cooper (43) |
| 04/28/2007 | Chivas USA | W 3-1 | 27,000 | 1-1-1 | T3 | 4 | LA: Donovan (8) Harmse (17) Jones (78); CHV: Suarez (63) |
| 05/12/2007 | New England | L 2-3 | 22,715 | 1-2-1 | T5 | 4 | LA: Martino (14) Marshall (84); NE: Cristman (47) Twellman (52,85) |
| 05/20/2007 | at Chivas USA | T 1-1 | 27,000 | 1-2-2 | 5 | 5 | LA: Donovan (50); CHV: Galindo (35) |
| 05/26/2007 | at Colorado | L 0-1 | 18,458 | 1-3-2 | 5 | 5 | COL: Gomez (71) |
| 06/02/2007 | D.C. United | T 0-0 | 21,069 | 1-3-3 | T5 | 6 | |
| 06/09/2007 | at FC Dallas | L 1-3 | 14,640 | 1-4-3 | T5 | 6 | LA: Findley (41); DAL: Toja (24) Thompson (53) Moor (73) |
| 06/17/2007 | Real Salt Lake | W 3-2 | 19,225 | 2-4-3 | 5 | 9 | LA: Jaqua (3) Buddle (25) Jones (65); RSL: C. Brown (6,73) |
| 06/23/2007 | Columbus | L 2-3 | 20,109 | 2-5-3 | T5 | 9 | LA: Ginton (66) Buddle (91+); CLB: Marshall (15) Grabavoy (58) Moreno (84) |
| 07/04/2007 | Chicago | W 2-0 | 24,333 | 3-5-3 | 5 | 12 | LA: Donovan (16,87) |
| 07/07/2007 | Kansas City | T 2-2 | 22,637 | 3-5-4 | 5 | 13 | LA: Jones (61,75); KC: Movsisyan (47) Arnaud (51) |
| 08/05/2007 | at Toronto FC | T 0-0 | 20,522 | 3-5-5 | 5 | 14 | |
| 08/09/2007 | at D.C. United | L 0-1 | 46,686 | 3-6-5 | 5 | 14 | DC: Emilio (27) |
| 08/12/2007 | at New England | L 0-1 | 35,402 | 3-7-5 | 5 | 14 | NE: Twellman (55) |
| 08/18/2007 | at New York | L 4-5 | 66,237 | 3-8-5 | 5 | 14 | LA: Pavon (6,8) Donovan (71) Buddle (82); NY: Angel (4,88) Mathis (47+) Altidore (49,70) |
| 08/23/2007 | Chivas USA | L 0-3 | 27,000 | 3-9-5 | 5 | 14 | CHV: Galindo (58,69) Francisco Mendoz (88) |
| 08/26/2007 | at Colorado | L 0-3 | 18,086 | 3-10-5 | 5 | 14 | COL: Casey (26) Clark (34) Petke (43) |
| 09/01/2007 | Real Salt Lake | L 1-2 | 27,000 | 3-11-5 | 6 | 14 | LA: Gordon (6); RSL: Findley (67) Pope (71) |
| 09/08/2007 | Colorado | W 3-1 | 22,881 | 4-11-5 | 6 | 17 | LA: Gordon (46) Buddle (63) Martino (70); COL: Ballouchy (89) |
| 09/13/2007 | at Chivas USA | L 0-3 | 23,328 | 4-12-5 | 6 | 17 | CHV: Razov (23) Francisco Mendoz (88) Merlin (91+) |
| 09/16/2007 | Houston | L 1-3 | 25,217 | 4-13-5 | 6 | 17 | LA: Gordon (26); HOU: Cochrane (21) De Rosario (47) Clark (73) |
| 09/19/2007 | at Real Salt Lake | T 2-2 | 24,633 | 4-13-6 | 6 | 18 | LA: Donovan (79) Ginton (85); RSL: Talley (56) Morales (86) |
| 09/23/2007 | FC Dallas | W 2-1 | 27,000 | 5-13-6 | 6 | 21 | LA: Donovan (25) Klein (72); DAL: McCarty (11) |
| 09/27/2007 | at Kansas City | W 1-0 | 32,867 | 6-13-6 | 5 | 24 | LA: Ginton (80) |
| 09/30/2007 | at Columbus | W 2-1 | 24,300 | 7-13-6 | 5 | 27 | LA: Roberts (13) Martino (16); CLB: Moreno (2) |
| 10/07/2007 | at Houston | W 2-1 | 30,588 | 8-13-6 | 5 | 30 | LA: Pavon (46+) Ginton (77); HOU: Jaqua (21) |
| 10/13/2007 | Toronto FC | W 2-1 | 27,000 | 9-13-6 | 4 | 33 | LA: Donovan (56) Buddle (78); TOR: Samuel (68) |
| 10/18/2007 | New York | T 1-1 | 27,000 | 9-13-7 | 5 | 34 | LA: Roberts (15); NY: Altidore (16) |
| 10/21/2007 | at Chicago | L 0-1 | 21,374 | 9-14-7 | 5 | 34 | CHI: Thorrington (93+) |

2006 LOS ANGELES GALAXY STATISTICS (11-15-6, 39 PTS.) THROUGH GAMES OF OCTOBER 14, 2006



sponsored by HERBALIFE

| UNF | POS | PLAYER | GP | GS | MIN | G | A | SHT | SOG | FC | FS | OFF | CK | C | E |
|-----|-----|------------------------|-----------|-----------|-------------|-----------|-----------|------------|------------|------------|------------|------------|------------|-----------|----------|
| 10 | F | Landon Donovan | 24 | 24 | 2147 | 12 | 8 | 44 | 28 | 34 | 44 | 8 | 97 | 3 | 0 |
| 7 | F | Herculez Gomez | 30 | 19 | 1802 | 5 | 3 | 55 | 26 | 43 | 46 | 20 | 13 | 5 | 0 |
| 13 | M | Cobi Jones | 27 | 18 | 1710 | 4 | 4 | 14 | 6 | 9 | 32 | 6 | 9 | 0 | 0 |
| 21 | F | Alan Gordon | 17 | 11 | 1021 | 4 | 2 | 38 | 20 | 33 | 16 | 18 | 0 | 1 | 0 |
| 25 | F | Santino Quaranta (TOT) | 16 | 10 | 837 | 3 | 0 | 15 | 5 | 7 | 13 | 3 | 3 | 2 | 0 |
| 25 | F | Santino Quaranta (LA) | 12 | 10 | 772 | 3 | 0 | 14 | 4 | 7 | 10 | 2 | 0 | 2 | 0 |
| 5 | D | Chris Albright | 23 | 23 | 2036 | 2 | 5 | 18 | 5 | 43 | 24 | 0 | 0 | 5 | 0 |
| 8 | M | Peter Vagenas | 25 | 24 | 2046 | 2 | 5 | 15 | 5 | 33 | 31 | 1 | 1 | 3 | 0 |
| 26 | F | Cornell Glen (TOT) | 5 | 3 | 248 | 2 | 0 | 7 | 5 | 8 | 6 | 3 | 0 | 2 | 0 |
| 26 | F | *Cornell Glen | 4 | 3 | 235 | 2 | 0 | 7 | 5 | 7 | 6 | 2 | 0 | 2 | 0 |
| 6 | M | Josh Gardner | 18 | 12 | 1058 | 1 | 3 | 13 | 5 | 22 | 17 | 4 | 8 | 3 | 0 |
| 18 | M | Kyle Martino (TOT) | 15 | 10 | 955 | 1 | 1 | 17 | 8 | 12 | 32 | 3 | 2 | 2 | 0 |
| 18 | M | Kyle Martino (LA) | 9 | 6 | 555 | 0 | 1 | 7 | 4 | 7 | 22 | 1 | 0 | 1 | 0 |
| 27 | F | *John Wolyniec | 10 | 8 | 651 | 1 | 0 | 17 | 9 | 11 | 7 | 10 | 0 | 1 | 0 |
| 17 | M | Paulo Nagamura | 29 | 26 | 2372 | 0 | 4 | 30 | 9 | 48 | 51 | 2 | 0 | 5 | 0 |
| 23 | M | Quavas Kirk | 22 | 10 | 993 | 0 | 2 | 10 | 2 | 14 | 20 | 2 | 0 | 0 | 0 |
| 2 | D | *Todd Dunivant | 13 | 13 | 1133 | 0 | 1 | 6 | 5 | 12 | 9 | 2 | 14 | 2 | 0 |
| 12 | D | Troy Roberts | 14 | 10 | 892 | 0 | 1 | 3 | 1 | 12 | 6 | 0 | 0 | 2 | 0 |
| 3 | D | Benjamin Benditson | 1 | 1 | 85 | 0 | 0 | 0 | 0 | 0 | 1 | 0 | 0 | 0 | 0 |
| 25 | F | *Marc Burch | 3 | 0 | 27 | 0 | 0 | 0 | 0 | 0 | 1 | 0 | 0 | 0 | 0 |
| 1 | G | Steve Cronin | 4 | 4 | 360 | 0 | 0 | 0 | 0 | 0 | 0 | 0 | 0 | 0 | 0 |
| 20 | F | Ednaldo da Conceicao | 1 | 0 | 19 | 0 | 0 | 1 | 0 | 0 | 0 | 0 | 0 | 0 | 0 |
| 19 | M | Michael Enfield | 5 | 1 | 126 | 0 | 0 | 2 | 0 | 0 | 0 | 2 | 0 | 0 | 0 |
| 11 | F | Gavin Glinton | 1 | 0 | 26 | 0 | 0 | 1 | 1 | 1 | 1 | 0 | 0 | 0 | 0 |
| 11 | M | *Ned Grabavoy | 7 | 2 | 350 | 0 | 0 | 7 | 2 | 7 | 5 | 0 | 0 | 0 | 0 |
| 22 | G | Kevin Hartman | 28 | 28 | 2520 | 0 | 0 | 0 | 0 | 0 | 6 | 0 | 0 | 1 | 0 |
| 15 | D | Ugo Ihemelu | 29 | 29 | 2610 | 0 | 0 | 0 | 0 | 64 | 52 | 0 | 0 | 8 | 0 |
| 4 | D | Ante Jazic | 11 | 11 | 990 | 0 | 0 | 3 | 0 | 6 | 14 | 2 | 0 | 1 | 0 |
| 14 | D | Tyrone Marshall | 25 | 25 | 2149 | 0 | 0 | 13 | 3 | 53 | 16 | 1 | 0 | 7 | 0 |
| 3 | M | Stefani Miglioranza | 3 | 0 | 25 | 0 | 0 | 0 | 0 | 0 | 0 | 0 | 0 | 0 | 0 |
| 18 | F | *Joseph Ngwenya | 2 | 1 | 123 | 0 | 0 | 2 | 0 | 1 | 3 | 2 | 0 | 0 | 0 |
| 4 | M | *Marcelo Saragosa | 10 | 10 | 822 | 0 | 0 | 5 | 2 | 35 | 15 | 0 | 0 | 4 | 0 |
| 24 | D | Nathan Sturgis | 15 | 15 | 1247 | 0 | 0 | 1 | 0 | 15 | 21 | 0 | 0 | 0 | 0 |
| 30 | F | Thiago | 3 | 0 | 46 | 0 | 0 | 2 | 1 | 2 | 3 | 0 | 0 | 0 | 0 |
| 16 | D | Kyle Veris | 10 | 8 | 732 | 0 | 0 | 7 | 1 | 13 | 5 | 1 | 0 | 1 | 0 |
| 9 | M | Guillermo Gonzalez | 0 | 0 | 0 | 0 | 0 | 0 | 0 | 0 | 0 | 0 | 0 | 0 | 0 |
| 28 | F | Josh Hansen | 0 | 0 | 0 | 0 | 0 | 0 | 0 | 0 | 0 | 0 | 0 | 0 | 0 |
| | D | Mike Randolph | 0 | 0 | 0 | 0 | 0 | 0 | 0 | 0 | 0 | 0 | 0 | 0 | 0 |
| 31 | G | Josh Saunders | 0 | 0 | 0 | 0 | 0 | 0 | 0 | 0 | 0 | 0 | 0 | 0 | 0 |
| | | Own-goals received | 1 | | | | | | | | | | | | |
| | | Team totals | 32 | 32 | 2880 | 37 | 39 | 335 | 144 | 532 | 501 | 86 | 142 | 57 | 0 |
| | | Opponent totals | 32 | 32 | 2880 | 37 | 42 | 332 | 136 | 510 | 529 | 118 | 140 | 67 | 4 |

GAME-WINNING GOALS: Landon Donovan 5, Herculez Gomez 2, Peter Vagenas 1, Santino Quaranta 1, Alan Gordon 1, Cornell Glen 1

GAME-WINNING ASSISTS: Landon Donovan 3, Peter Vagenas 2, Troy Roberts 1, Paulo Nagamura 1, Cobi Jones 1, Alan Gordon 1, Herculez Gomez 1, Chris Albright 1

PENALTY KICK GOALS/ATTEMPTS: Landon Donovan 1-1

LOS ANGELES GALAXY INDIVIDUAL GOALKEEPING

| UNF | POS | GOALKEEPER | GP | GS | MIN | SHTS | SV | GA | GAA | PG | PA | W | L | T | SO |
|-----|-----|------------------------|-----------|-----------|-------------|------------|------------|-----------|-------------|----------|----------|-----------|-----------|----------|-----------|
| 22 | G | Kevin Hartman | 28 | 28 | 2520 | 120 | 88 | 32 | 1.14 | 2 | 3 | 10 | 12 | 6 | 9 |
| 1 | G | Steve Cronin | 4 | 4 | 360 | 16 | 11 | 5 | 1.25 | 0 | 0 | 1 | 3 | 0 | 0 |
| | | Team totals | 32 | 32 | 2880 | 136 | 99 | 37 | 1.16 | 2 | 3 | 11 | 15 | 6 | 9 |
| | | Opponent totals | 32 | 32 | 2880 | 144 | 106 | 37 | 1.16 | 1 | 1 | 15 | 11 | 6 | 12 |

* = Played with other teams in

2006. Only Los Angeles Galaxy statistics listed here.

2006 GAME BY GAME

| DATE | | OPPONENT | | RESULT | | ATT. | W-L-T POS. PTS | NOTES: |
|------------|-------------------|----------|--------|---------|----|------|---|--------|
| 04/01/2006 | New England | L 0-1 | 27,000 | 0-1-0 | T2 | 0 | NE: Dempsey (33) | |
| 04/08/2006 | Chicago | T 1-1 | 19,107 | 0-1-1 | 5 | 1 | LA: Albright (78); CHI: Ji. Curtin (86) | |
| 04/15/2006 | at Chivas USA | W 2-1 | 27,000 | 1-1-1 | T2 | 4 L | A: Glen (84,93+); CHV: Razov (46) | |
| 04/22/2006 | Columbus | L 0-1 | 19,666 | 1-2-1 | T3 | 4 | CLB: Martino (96+) | |
| 04/29/2006 | at Real Salt Lake | W 3-2 | 16,427 | 2-2-1 | 3 | 7 | LA: Donovan (11) Jones (26) Gomez (60); RSL: Kreis (6) Harris (74) | |
| 05/06/2006 | at New England | L 0-4 | 11,419 | 2-3-1 | T3 | 7 | NE: Twellman (5) Ralston (39) Joseph (43,69) | |
| 05/10/2006 | at FC Dallas | L 0-1 | 14,234 | 2-4-1 | T3 | 7 | DAL: Ruiz (20) | |
| 05/13/2006 | Real Salt Lake | L 0-3 | 19,127 | 2-5-1 | T3 | 7 | RSL: Harris (17) Cunningham (72,87) | |
| 05/20/2006 | Colorado | L 0-1 | 19,713 | 2-6-1 | T4 | 7 | COL: Peterson (14) | |
| 05/31/2006 | at Colorado | L 0-1 | 6,819 | 2-7-1 | T5 | 7 | COL: Ben Dayan (33) | |
| 06/03/2006 | at Houston | L 1-2 | 14,215 | 2-8-1 | 6 | 7 | LA: Wolyniec (46+); HOU: De Rosario (22) Robinson (85) | |
| 06/08/2006 | Chivas USA | L 1-2 | 18,260 | 2-9-1 | 6 | 7 | LA: Gomez (27); CHV: Razov (15,21) | |
| 06/11/2006 | D.C. United | T 1-1 | 17,538 | 2-9-2 | 6 | 8 | LA: Jones (88); DC: Gomez (21) | |
| 06/17/2006 | at New York | L 1-2 | 10,207 | 2-10-2 | 6 | 8 | LA: Gomez (25); NY: Buddle (27) Jean Philippe (28) | |
| 06/24/2006 | Houston | T 0-0 | 17,485 | 2-10-3 | 6 | 9 | | |
| 07/01/2006 | at Kansas City | W 2-0 | 21,936 | 3-10-3 | T5 | 12 | LA: Donovan (36,91+) | |
| 07/04/2006 | New York | W 1-0 | 23,027 | 4-10-3 | 5 | 15 | LA: Donovan (65) | |
| 07/08/2006 | Real Salt Lake | W 2-0 | 16,369 | 5-10-3 | 5 | 18 | LA: Gomez (47) Gardner (50) | |
| 07/15/2006 | at Chivas USA | T 0-0 | 20,820 | 5-10-4 | 5 | 19 | | |
| 07/22/2006 | at Columbus | T 1-1 | 16,942 | 5-10-5 | 5 | 20 | LA: Vagenas (14); CLB: Gaven (9) | |
| 08/09/2006 | at Houston | W 1-0 | 70,550 | 6-10-5 | T5 | 23 | LA: Quaranta (69) | |
| 08/12/2006 | at Colorado | L 0-1 | 10,820 | 6-11-5 | T5 | 23 | COL: Hernandez (41) | |
| 08/20/2006 | FC Dallas | W 2-0 | 21,967 | 7-11-5 | 6 | 26 | LA: Donovan (26) Quaranta (48+) | |
| 08/26/2006 | at D.C. United | W 5-2 | 24,159 | 8-11-5 | T5 | 29 | LA: Gordon (4) Albright (47) Donovan (66,92+) own goal (71); DC: own goal (9) Erpen (69) | |
| 08/30/2006 | at Real Salt Lake | L 0-1 | 14,451 | 8-12-5 | 6 | 29 | RSL: Cunningham (60) | |
| 09/02/2006 | Kansas City | W 2-1 | 18,763 | 9-12-5 | T5 | 32 | LA: Gordon (47,56); KC: Thomas (52) | |
| 09/10/2006 | Houston | L 1-2 | 20,145 | 9-13-5 | 6 | 32 | LA: Donovan (29); HOU: Waibel (32) De Rosario (56) | |
| 09/16/2006 | Colorado | T 0-0 | 20,849 | 9-13-6 | 6 | 33 | | |
| 09/23/2006 | at Chicago | L 1-2 | 18,371 | 9-14-6 | 6 | 33 | LA: Donovan (78); CHI: Rolfe (0:33) Herron (84) | |
| 09/30/2006 | Chivas USA | W 3-0 | 27,000 | 10-14-6 | 6 | 36 | LA: Vagenas (29) Jones (67) Gordon (80) | |
| 10/07/2006 | at FC Dallas | L 1-2 | 20,500 | 10-15-6 | 6 | 36 | LA: Donovan (71); DAL: Ruiz (30) Cooper (47) | |
| 10/14/2006 | FC Dallas | W 5-2 | 27,000 | 11-15-6 | 5 | 39 | LA: Donovan (25,38) Gomez (35) Jones (52) Quaranta (79); DAL: Thompson (14) Alvarez (80) | |

2005 LA GALAXY STATISTICS (13-13-6, 45 PTS.) THROUGH GAMES OF OCTOBER 15, 2005



sponsored by HERBALIFE

| UNF | POS | PLAYER | GP | GS | MIN | G | A | SHT | SOG | FC | FS | OFF | CK | C | E |
|--------------------|-----|----------------------|----|----|------|----|----|-----|-----|-----|-----|-----|-----|----|---|
| 10 | F | Landon Donovan | 22 | 20 | 1887 | 12 | 10 | 49 | 32 | 19 | 36 | 12 | 83 | 3 | 0 |
| 16 | F | Herculez Gomez | 22 | 16 | 1508 | 11 | 2 | 54 | 25 | 29 | 53 | 19 | 0 | 5 | 0 |
| 8 | M | Peter Vagenas | 29 | 28 | 2478 | 5 | 4 | 29 | 12 | 34 | 42 | 4 | 7 | 3 | 0 |
| 7 | F | *Jovan Kirovski | 24 | 21 | 1704 | 4 | 4 | 48 | 20 | 25 | 36 | 13 | 32 | 2 | 0 |
| 13 | M | Cobi Jones | 31 | 27 | 2397 | 3 | 6 | 28 | 15 | 16 | 35 | 14 | 1 | 3 | 0 |
| 29 | F | Ednaldo da Conceicao | 19 | 9 | 951 | 1 | 3 | 14 | 7 | 20 | 13 | 18 | 0 | 4 | 0 |
| 5 | D | Chris Albright | 22 | 21 | 1773 | 1 | 2 | 29 | 12 | 34 | 29 | 1 | 0 | 7 | 0 |
| 14 | D | Tyrone Marshall | 25 | 25 | 2085 | 1 | 2 | 15 | 4 | 45 | 22 | 2 | 0 | 7 | 1 |
| 17 | M | Guillermo Ramirez | 24 | 18 | 1593 | 1 | 1 | 62 | 30 | 26 | 47 | 3 | 2 | 2 | 0 |
| 27 | D | Pablo Chinchilla | 19 | 17 | 1400 | 1 | 0 | 7 | 2 | 11 | 9 | 0 | 0 | 2 | 0 |
| 19 | F | Michael Enfield | 6 | 2 | 249 | 1 | 0 | 4 | 2 | 1 | 2 | 1 | 1 | 0 | 0 |
| 99 | M | Marcelo Saragosa | 4 | 2 | 256 | 1 | 0 | 1 | 1 | 4 | 7 | 0 | 0 | 0 | 0 |
| 11 | M | Ned Grabavoy | 12 | 9 | 656 | 0 | 3 | 8 | 0 | 8 | 18 | 0 | 9 | 0 | 0 |
| 2 | D | Todd Dunivant | 32 | 32 | 2880 | 0 | 2 | 14 | 3 | 34 | 20 | 3 | 2 | 3 | 0 |
| 28 | M | Paulo Nagamura | 25 | 24 | 2028 | 0 | 2 | 21 | 8 | 43 | 28 | 0 | 0 | 7 | 0 |
| 15 | D | Ugo Ihemelu | 25 | 23 | 2031 | 0 | 1 | 1 | 0 | 39 | 32 | 1 | 0 | 4 | 1 |
| 25 | D | Benjamin Benditson | 1 | 0 | 21 | 0 | 0 | 0 | 0 | 0 | 0 | 0 | 0 | 0 | 0 |
| 4 | M | *Paul Broome | 3 | 1 | 84 | 0 | 0 | 0 | 0 | 1 | 3 | 1 | 0 | 0 | 0 |
| 26 | M | Mubarike Chisoni | 11 | 1 | 308 | 0 | 0 | 4 | 2 | 5 | 2 | 3 | 0 | 1 | 0 |
| 1 | G | Steve Cronin | 1 | 1 | 90 | 0 | 0 | 0 | 0 | 0 | 0 | 0 | 0 | 0 | 0 |
| 6 | M | Josh Gardner | 1 | 0 | 13 | 0 | 0 | 0 | 0 | 2 | 0 | 0 | 0 | 0 | 0 |
| 21 | F | Alan Gordon | 5 | 3 | 200 | 0 | 0 | 1 | 0 | 8 | 2 | 5 | 0 | 1 | 0 |
| 22 | G | Kevin Hartman | 31 | 31 | 2790 | 0 | 0 | 0 | 0 | 1 | 4 | 0 | 0 | 0 | 0 |
| 18 | F | Joseph Ngwenya | 16 | 6 | 620 | 0 | 0 | 10 | 6 | 13 | 21 | 7 | 0 | 0 | 0 |
| 12 | D | Troy Roberts | 14 | 9 | 822 | 0 | 0 | 2 | 0 | 19 | 7 | 1 | 0 | 3 | 0 |
| 3 | D | Michael Umana | 15 | 6 | 756 | 0 | 0 | 4 | 2 | 12 | 7 | 0 | 0 | 2 | 0 |
| 9 | M | Guillermo Gonzalez | 0 | 0 | 0 | 0 | 0 | 0 | 0 | 0 | 0 | 0 | 0 | 0 | 0 |
| 4 | M | David Johnson | 0 | 0 | 0 | 0 | 0 | 0 | 0 | 0 | 0 | 0 | 0 | 0 | 0 |
| 23 | F | Quavas Kirk | 0 | 0 | 0 | 0 | 0 | 0 | 0 | 0 | 0 | 0 | 0 | 0 | 0 |
| 7 | D | Michael Nsien | 0 | 0 | 0 | 0 | 0 | 0 | 0 | 0 | 0 | 0 | 0 | 0 | 0 |
| 35 | G | Josh Saunders | 0 | 0 | 0 | 0 | 0 | 0 | 0 | 0 | 0 | 0 | 0 | 0 | 0 |
| Own-goals received | | | 2 | | | | | | | | | | | | |
| Team totals | | | 32 | 32 | 2880 | 44 | 42 | 405 | 183 | 449 | 484 | 108 | 137 | 59 | 2 |
| Opponent totals | | | 32 | 32 | 2880 | 45 | 36 | 321 | 143 | 495 | 438 | 117 | 129 | 72 | 7 |

GAME-WINNING GOALS: Landon Donovan 7, Peter Vagenas 2, Herculez Gomez 2, Marcelo Saragosa 1, Pablo Chinchilla 1

GAME-WINNING ASSISTS: Cobi Jones 5, Landon Donovan 2, Peter Vagenas 1, Guillermo Ramirez 1, Paulo Nagamura 1, Jovan Kirovski 1, Ednaldo da Conceicao 1, Chris Albright 1

PENALTY KICK GOALS/ATTEMPTS: Landon Donovan 4-4, Guillermo Ramirez 1-1, Jovan Kirovski 1-1

LOS ANGELES GALAXY INDIVIDUAL GOALKEEPING

| UNF | POS | GOALKEEPER | GP | GS | MIN | SHTS | SV | GA | GAA | PG | PA | W | L | T | SO |
|-----------------|-----|---------------|----|----|------|------|-----|----|------|----|----|----|----|---|----|
| 22 | G | Kevin Hartman | 31 | 31 | 2790 | 138 | 94 | 43 | 1.39 | 6 | 6 | 13 | 13 | 5 | 6 |
| 1 | G | Steve Cronin | 1 | 1 | 90 | 5 | 3 | 2 | 2.00 | 0 | 0 | 0 | 0 | 1 | 0 |
| Team totals | | | 32 | 32 | 2880 | 143 | 97 | 45 | 1.41 | 6 | 6 | 13 | 13 | 6 | 6 |
| Opponent totals | | | 32 | 32 | 2880 | 183 | 136 | 44 | 1.38 | 6 | 6 | 13 | 13 | 6 | 7 |

* = Played with other teams in

2005. Only Los Angeles Galaxy statistics listed here.

2005 GAME BY GAME

| DATE | | OPPONENT | | RESULT | | ATT. | W-L-T POS. PTS | NOTES: |
|------------|-------------------|----------|--------|---------|----|------|---|--------|
| 04/02/2005 | at Columbus | L 0-3 | 14,358 | 0-1-0 | T4 | 0 | CLB: Buddle (8,47) Razov (54) | |
| 04/09/2005 | Real Salt Lake | W 3-1 | 27,000 | 1-1-0 | 2 | 3 | LA: Donovan (9,44) Jones (72); RSL: Kreis (29) | |
| 04/23/2005 | Chivas USA | W 3-1 | 27,000 | 2-1-0 | 2 | 6 | LA: Jones (14) Vagenas (24) Kirovski (32); CHV: Romo (49) | |
| 04/30/2005 | FC Dallas | W 2-0 | 20,021 | 3-1-0 | 2 | 9 | LA: Donovan (9) Vagenas (39) | |
| 05/08/2005 | Colorado | W 3-2 | 20,104 | 4-1-0 | 1 | 12 | LA: Marshall (21) Donovan (86,91+); COL: Jean Philippe (27) Cunningham (88) | |
| 05/14/2005 | at Real Salt Lake | L 1-2 | 18,621 | 4-2-0 | T1 | 12 | LA: Kirovski (39); RSL: Pope (49) Kreis (65) | |
| 05/21/2005 | San Jose | W 2-1 | 22,207 | 5-2-0 | T1 | 15 | LA: Kirovski (39) Vagenas (77); SJ: Cerritos (69) | |
| 05/25/2005 | Columbus | T 0-0 | 18,066 | 5-2-1 | 2 | 16 | | |
| 05/28/2005 | at Chivas USA | W 2-0 | 20,916 | 6-2-1 | 2 | 19 | LA: Chinchilla (62) Vagenas (76) | |
| 06/04/2005 | MetroStars | T 2-2 | 20,331 | 6-2-2 | 2 | 20 | LA: Kirovski (19) Jones (34); MET: Ibrahim (5) Galvan Rey (72) | |
| 06/11/2005 | Real Salt Lake | W 1-0 | 23,544 | 7-2-2 | 2 | 23 | LA: Donovan (52) | |
| 06/15/2005 | at Colorado | L 0-1 | 10,425 | 7-3-2 | 2 | 23 | COL: Cunningham (9) | |
| 06/18/2005 | at FC Dallas | L 0-1 | 11,044 | 7-4-2 | 2 | 23 | DAL: Mina (32) | |
| 06/22/2005 | at Real Salt Lake | T 1-1 | 15,112 | 7-4-3 | 2 | 24 | LA: da Conceicao (17); RSL: Watson (56) | |
| 06/25/2005 | at San Jose | L 0-3 | 15,917 | 7-5-3 | 2 | 24 | SJ: Moreno (37) own goal (65,68) | |
| 07/04/2005 | New England | T 1-1 | 27,000 | 7-5-4 | T2 | 25 | LA: Enfield (87); NE: Dorman (94+) | |
| 07/09/2005 | at MetroStars | L 1-2 | 12,199 | 7-6-4 | 3 | 25 | LA: Gomez (49); MET: Guevara (14) Gaven (67) | |
| 07/16/2005 | Chivas USA | W 2-0 | 27,000 | 8-6-4 | T2 | 28 | LA: Gomez (64,93+) | |
| 07/23/2005 | D.C. United | L 0-1 | 27,000 | 8-7-4 | 3 | 28 | DC: Adu (92+) | |
| 07/27/2005 | at New England | T 1-1 | 8,954 | 8-7-5 | 3 | 29 | LA: Gomez (16); NE: Joseph (26) | |
| 08/06/2005 | at Colorado | L 0-2 | 14,714 | 8-8-5 | 3 | 29 | COL: Cunningham (7) Jean Philippe (30) | |
| 08/10/2005 | at Chivas USA | W 1-0 | 88,816 | 9-8-5 | 3 | 32 | LA: Donovan (83) | |
| 08/13/2005 | at Chicago | L 1-2 | 14,899 | 9-9-5 | 3 | 32 | LA: Vagenas (53); CHI: Marsch (20) Thorrrington (38) | |
| 08/20/2005 | at D.C. United | W 3-2 | 16,863 | 10-9-5 | T2 | 35 | LA: own goal (28) Donovan (53,67); DC: Namoff (37) Moreno (66) | |
| 08/27/2005 | at San Jose | L 1-2 | 24,112 | 10-10-5 | 3 | 35 | LA: Donovan (37); SJ: Moreno (23) Califf (75) | |
| 09/04/2005 | Chicago | L 1-2 | 27,000 | 10-11-5 | 3 | 35 | LA: Gomez (24); CHI: Rolfe (11) Mapp (92+) | |
| 09/10/2005 | Colorado | W 4-1 | 25,874 | 11-11-5 | 2 | 38 | LA: Gomez (6,66) Donovan (24) Ramirez (87); COL: Beckerman (48) | |
| 09/17/2005 | at Kansas City | T 2-2 | 12,368 | 11-11-6 | 2 | 39 | LA: Albright (26) Gomez (36); KC: Arnaud (81) Wolff (86) | |
| 09/21/2005 | at FC Dallas | L 1-4 | 8,923 | 11-12-6 | 3 | 39 | LA: own goal (86); DAL: own goal (34) Mina (37,45) Thompson (91+) | |
| 09/25/2005 | Kansas City | W 2-1 | 22,552 | 12-12-6 | 3 | 42 | LA: Gomez (33) Saragosa (74); KC: Wolff (72) | |
| 10/01/2005 | FC Dallas | W 2-1 | 25,557 | 13-12-6 | 2 | 45 | LA: Gomez (12,46+); DAL: Pitchkolan (42) | |
| 10/15/2005 | San Jose | L 1-3 | 27,000 | 13-13-6 | T3 | 45 | LA: Donovan (68); SJ: Chung (42) De Rosario (45) Mullan (77) | |

2005 LA GALAXY POSTSEASON STATISTICS (3-0-1, 10 PTS.) THROUGH GAMES OF NOVEMBER 13, 2005



sponsored by HERBALIFE

| UNF | POS | PLAYER | GP | GS | MIN | G | A | SHT | SOG | FC | FS | OFF | CK | C | E |
|------------------------|-----|----------------------|----------|----------|------------|----------|----------|-----------|-----------|-----------|-----------|-----------|-----------|-----------|----------|
| 10 | F | Landon Donovan | 4 | 4 | 390 | 4 | 1 | 12 | 9 | 7 | 8 | 3 | 18 | 0 | 0 |
| 16 | F | Herculez Gomez | 4 | 4 | 380 | 1 | 0 | 15 | 4 | 14 | 7 | 4 | 0 | 2 | 0 |
| 11 | M | Ned Grabavoy | 4 | 4 | 298 | 1 | 0 | 6 | 3 | 3 | 6 | 0 | 0 | 0 | 0 |
| 17 | M | Guillermo Ramirez | 1 | 0 | 54 | 1 | 0 | 4 | 2 | 3 | 1 | 0 | 0 | 0 | 0 |
| 13 | M | Cobi Jones | 4 | 4 | 365 | 0 | 2 | 4 | 1 | 4 | 10 | 0 | 0 | 0 | 0 |
| 5 | D | Chris Albright | 4 | 4 | 390 | 0 | 1 | 3 | 0 | 9 | 1 | 0 | 0 | 2 | 0 |
| 8 | M | Peter Vagenas | 4 | 4 | 390 | 0 | 1 | 0 | 0 | 7 | 11 | 0 | 0 | 0 | 0 |
| 27 | D | Pablo Chinchilla | 1 | 1 | 90 | 0 | 0 | 0 | 0 | 2 | 0 | 0 | 0 | 0 | 0 |
| 29 | F | Ednaldo da Conceicao | 4 | 0 | 25 | 0 | 0 | 0 | 0 | 1 | 0 | 0 | 0 | 0 | 0 |
| 2 | D | Todd Dunivant | 4 | 4 | 390 | 0 | 0 | 0 | 0 | 6 | 1 | 0 | 0 | 2 | 0 |
| 21 | F | Alan Gordon | 3 | 0 | 28 | 0 | 0 | 0 | 0 | 1 | 1 | 1 | 0 | 0 | 0 |
| 22 | G | Kevin Hartman | 4 | 4 | 390 | 0 | 0 | 0 | 0 | 0 | 1 | 0 | 0 | 0 | 0 |
| 15 | D | Ugo Ihemelu | 4 | 4 | 390 | 0 | 0 | 0 | 0 | 13 | 5 | 0 | 0 | 1 | 0 |
| 14 | D | Tyrone Marshall | 3 | 3 | 300 | 0 | 0 | 0 | 0 | 7 | 5 | 0 | 0 | 2 | 0 |
| 28 | M | Paulo Nagamura | 4 | 3 | 369 | 0 | 0 | 2 | 2 | 7 | 8 | 0 | 0 | 2 | 0 |
| 99 | M | Marcelo Saragosa | 2 | 1 | 41 | 0 | 0 | 0 | 0 | 3 | 1 | 0 | 0 | 0 | 0 |
| 25 | D | Benjamin Benditsen | 0 | 0 | 0 | 0 | 0 | 0 | 0 | 0 | 0 | 0 | 0 | 0 | 0 |
| 26 | M | Mubarike Chisoni | 0 | 0 | 0 | 0 | 0 | 0 | 0 | 0 | 0 | 0 | 0 | 0 | 0 |
| 1 | G | Steve Cronin | 0 | 0 | 0 | 0 | 0 | 0 | 0 | 0 | 0 | 0 | 0 | 0 | 0 |
| 19 | F | Michael Enfield | 0 | 0 | 0 | 0 | 0 | 0 | 0 | 0 | 0 | 0 | 0 | 0 | 0 |
| 6 | M | Josh Gardner | 0 | 0 | 0 | 0 | 0 | 0 | 0 | 0 | 0 | 0 | 0 | 0 | 0 |
| 9 | M | Guillermo Gonzalez | 0 | 0 | 0 | 0 | 0 | 0 | 0 | 0 | 0 | 0 | 0 | 0 | 0 |
| 4 | M | David Johnson | 0 | 0 | 0 | 0 | 0 | 0 | 0 | 0 | 0 | 0 | 0 | 0 | 0 |
| 23 | F | Quavas Kirk | 0 | 0 | 0 | 0 | 0 | 0 | 0 | 0 | 0 | 0 | 0 | 0 | 0 |
| 18 | F | Joseph Ngwenya | 0 | 0 | 0 | 0 | 0 | 0 | 0 | 0 | 0 | 0 | 0 | 0 | 0 |
| 7 | D | Michael Nsien | 0 | 0 | 0 | 0 | 0 | 0 | 0 | 0 | 0 | 0 | 0 | 0 | 0 |
| 12 | D | Troy Roberts | 0 | 0 | 0 | 0 | 0 | 0 | 0 | 0 | 0 | 0 | 0 | 0 | 0 |
| 35 | G | Josh Saunders | 0 | 0 | 0 | 0 | 0 | 0 | 0 | 0 | 0 | 0 | 0 | 0 | 0 |
| 3 | D | Michael Umana | 0 | 0 | 0 | 0 | 0 | 0 | 0 | 0 | 0 | 0 | 0 | 0 | 0 |
| Team totals | | | 4 | 4 | 390 | 7 | 5 | 46 | 21 | 87 | 68 | 8 | 18 | 11 | 0 |
| Opponent totals | | | 4 | 4 | 390 | 2 | 1 | 55 | 18 | 71 | 84 | 10 | 21 | 11 | 0 |

GAME-WINNING GOALS: Landon Donovan 2, Guillermo Ramirez 1

GAME-WINNING ASSISTS: Cobi Jones 1

PENALTY KICK GOALS/ATTEMPTS: None

LOS ANGELES GALAXY INDIVIDUAL GOALKEEPING

| UNF | GOALKEEPER | GP | GS | MIN | SHTS | SV | GA | GAA | PG | PA | W | L | T | SO | RECORD |
|------------------------|---------------|----------|----------|------------|-----------|-----------|----------|-------------|----------|----------|----------|----------|----------|----------|--------------|
| 22 | Kevin Hartman | 4 | 4 | 390 | 18 | 16 | 2 | 0.46 | 0 | 0 | 3 | 0 | 1 | 2 | 1-0-0 |
| Team totals | | 4 | 4 | 390 | 18 | 16 | 2 | 0.46 | 0 | 0 | 3 | 0 | 1 | 2 | 1-0-0 |
| Opponent totals | | 4 | 4 | 390 | 21 | 13 | 7 | 1.62 | 0 | 0 | 0 | 3 | 1 | 0 | 0-1-0 |

2005 POSTSEASON GAME BY GAME

| DATE | OPPONENT | RESULT | ATT. | W-L-T | RD. NOTES: |
|------------|----------------|-----------|--------|-------|--|
| 10/23/2005 | San Jose | W 3-1 | 17,466 | 1-0-0 | QTR LA: Gomez (13) Donovan (39,87); SJ: Clark (68) |
| 10/29/2005 | at San Jose | T 1-1 | 17,824 | 1-0-1 | QTR LA: Grabavoy (67); SJ: Ching (42) |
| 11/05/2005 | at Colorado | W 2-0 | 12,789 | 2-0-1 | SEM LA: Donovan (28,88) |
| 11/13/2005 | at New England | W1-0 (OT) | 21,193 | 3-0-1 | FIN LA: Ramirez (107+) |

2004 LOS ANGELES GALAXY STATISTICS (11-9-10, 43 PTS.) THROUGH GAMES OF OCTOBER 16, 2004

| UNF | POS | PLAYER | GP | GS | MIN | G | A | SHT | SOG | FC | FS | OFF | CK | C | E |
|-----|-----|------------------------|-----------|-----------|-------------|-----------|-----------|------------|------------|------------|------------|-----------|------------|-----------|----------|
| 20 | F | Carlos Ruiz | 20 | 18 | 1587 | 11 | 2 | 63 | 36 | 46 | 41 | 25 | 0 | 5 | 0 |
| 7 | F | Jovan Kirovski | 24 | 23 | 1984 | 8 | 2 | 59 | 25 | 21 | 23 | 19 | 34 | 2 | 0 |
| 15 | F | Alejandro Moreno | 25 | 12 | 1297 | 6 | 2 | 29 | 12 | 26 | 41 | 10 | 0 | 0 | 0 |
| 10 | M | Andreas Herzog | 27 | 25 | 2048 | 4 | 7 | 68 | 26 | 27 | 48 | 2 | 97 | 7 | 0 |
| 27 | F | Joseph Ngwenya | 22 | 8 | 880 | 4 | 2 | 17 | 8 | 18 | 26 | 7 | 0 | 0 | 0 |
| 11 | M | Sasha Victorine | 26 | 25 | 2265 | 3 | 3 | 21 | 9 | 26 | 24 | 4 | 0 | 0 | 0 |
| 14 | D | Tyrone Marshall | 18 | 17 | 1449 | 2 | 1 | 3 | 3 | 31 | 12 | 0 | 0 | 4 | 0 |
| 5 | D | Chris Albright | 24 | 24 | 2111 | 1 | 6 | 15 | 6 | 37 | 33 | 1 | 0 | 7 | 1 |
| 12 | M | Ned Grabavoy | 15 | 11 | 928 | 1 | 3 | 7 | 7 | 15 | 14 | 1 | 19 | 2 | 0 |
| 21 | M | Arturo Torres | 18 | 5 | 599 | 1 | 2 | 13 | 6 | 9 | 3 | 0 | 0 | 0 | 0 |
| 13 | M | Cobi Jones | 23 | 20 | 1751 | 0 | 5 | 19 | 6 | 12 | 30 | 5 | 15 | 1 | 0 |
| 2 | D | *Ricky Lewis | 13 | 8 | 855 | 0 | 2 | 0 | 0 | 15 | 9 | 0 | 0 | 0 | 0 |
| 4 | D | Paul Broome | 22 | 20 | 1758 | 0 | 1 | 5 | 3 | 30 | 23 | 0 | 0 | 7 | 0 |
| 26 | M | Marcelo Saragosa | 26 | 24 | 2123 | 0 | 1 | 9 | 1 | 62 | 60 | 0 | 0 | 6 | 0 |
| 8 | M | Peter Vagenas | 12 | 10 | 913 | 0 | 1 | 2 | 0 | 12 | 15 | 0 | 0 | 3 | 0 |
| 28 | D | Chris Aloisi | 4 | 3 | 281 | 0 | 0 | 1 | 0 | 10 | 7 | 0 | 0 | 3 | 0 |
| 23 | D | Danny Califf | 13 | 10 | 855 | 0 | 0 | 3 | 2 | 18 | 11 | 0 | 0 | 2 | 0 |
| 6 | M | Josh Gardner | 2 | 0 | 25 | 0 | 0 | 1 | 0 | 1 | 0 | 0 | 0 | 0 | 0 |
| 9 | M | Guillermo Gonzalez | 6 | 1 | 114 | 0 | 0 | 3 | 0 | 1 | 0 | 1 | 1 | 1 | 0 |
| 16 | F | Alan Gordon | 3 | 2 | 142 | 0 | 0 | 4 | 2 | 4 | 1 | 0 | 0 | 0 | 0 |
| 22 | G | Kevin Hartman | 30 | 30 | 2655 | 0 | 0 | 0 | 0 | 0 | 7 | 0 | 0 | 0 | 0 |
| 18 | D | Hong Myung-Bo | 13 | 9 | 858 | 0 | 0 | 1 | 1 | 12 | 2 | 0 | 0 | 2 | 0 |
| 1 | G | Dan Popik | 1 | 0 | 45 | 0 | 0 | 0 | 0 | 0 | 0 | 0 | 0 | 0 | 0 |
| 3 | D | Ryan Suarez | 26 | 25 | 2154 | 0 | 0 | 4 | 3 | 51 | 31 | 0 | 0 | 8 | 0 |
| 17 | D | Scot Thompson | 1 | 0 | 1 | 0 | 0 | 0 | 0 | 0 | 0 | 0 | 0 | 0 | 0 |
| | | Own-goals received | 1 | | | | | | | | | | | | |
| | | Team totals | 30 | 30 | 2700 | 42 | 40 | 347 | 156 | 484 | 469 | 75 | 166 | 60 | 1 |
| | | Opponent totals | 30 | 30 | 2700 | 40 | 36 | 382 | 167 | 488 | 462 | 46 | 163 | 47 | 1 |

GAME-WINNING GOALS: Jovan Kirovski 4, Carlos Ruiz 2, Arturo Torres 1, Alejandro Moreno 1, Ned Grabavoy 1, Chris Albright 1

GAME-WINNING ASSISTS: Sasha Victorine 2, Ned Grabavoy 2, Peter Vagenas 1, Carlos Ruiz 1, Tyrone Marshall 1, Ricky Lewis 1, Andreas Herzog 1, Chris Albright 1

PENALTY KICK GOALS/ATTEMPTS: Carlos Ruiz 2-3, Jovan Kirovski 1-1, Andreas Herzog 1-1

LOS ANGELES GALAXY INDIVIDUAL GOALKEEPING

| UNF | POS | GOALKEEPER | GP | GS | MIN | SHTS | SV | GA | GAA | PG | PA | W | L | T | SO |
|-----|-----|------------------------|-----------|-----------|-------------|------------|------------|-----------|-------------|----------|----------|-----------|-----------|-----------|----------|
| 22 | G | Kevin Hartman | 30 | 30 | 2655 | 164 | 117 | 39 | 1.32 | 4 | 5 | 11 | 8 | 10 | 7 |
| 1 | G | Dan Popik | 1 | 0 | 45 | 3 | 2 | 1 | 2.00 | 0 | 0 | 0 | 1 | 0 | 0 |
| | | Team totals | 30 | 30 | 2700 | 167 | 119 | 40 | 1.33 | 4 | 5 | 11 | 9 | 10 | 7 |
| | | Opponent totals | 30 | 30 | 2700 | 156 | 109 | 42 | 1.40 | 4 | 5 | 9 | 11 | 10 | 7 |

* = Played with other teams in

2004. Only Los Angeles Galaxy statistics listed here.



sponsored by HERBALIFE

2004 GAME BY GAME

| DATE | OPPONENT | RESULT | ATT. | W-L-T | POS. | PTS | NOTES: |
|------------|----------------|--------|--------|---------|------|-----|--|
| 04/03/2004 | New England | W 3-2 | 25,152 | 1-0-0 | 1 | 3 | LA: Ruiz (30) Herzog (59) Kirovski (69); NE: Heaps (48) Noonan (68) |
| 04/10/2004 | D.C. United | T 1-1 | 27,000 | 1-0-1 | 1 | 4 | LA: Ruiz (85); DC: Cerritos (68) |
| 04/17/2004 | at Colorado | T 1-1 | 13,417 | 1-0-2 | 1 | 5 | LA: Ruiz (20); COL: Jean Philippe (9) |
| 04/24/2004 | Columbus | W 2-0 | 20,317 | 2-0-2 | 1 | 8 | LA: Ruiz (59,83) |
| 05/01/2004 | at New England | L 1-2 | 13,811 | 2-1-2 | T1 | 8 | LA: Moreno (94+); NE: Franchino (4) Cancela (71) |
| 05/08/2004 | at Dallas | W 3-1 | 6,755 | 3-1-2 | 1 | 11 | LA: Kirovski (57,65) Ruiz (94+); DAL: Nhleko (6) |
| 05/15/2004 | Colorado | T 1-1 | 20,882 | 3-1-3 | 1 | 12 | LA: Moreno (61); COL: Jean Philippe (71) |
| 05/19/2004 | at D.C. United | W 4-2 | 13,043 | 4-1-3 | 1 | 15 | LA: Moreno (35,39,43) Ngwenya (44); DC: Cerritos (47+) Adu (67) |
| 05/22/2004 | at San Jose | L 2-4 | 12,207 | 4-2-3 | 1 | 15 | LA: Herzog (61) Ngwenya (74); SJ: Ching (45,48) Mullan (54) De Rosario (79) |
| 05/29/2004 | Dallas | W 4-1 | 18,460 | 5-2-3 | 1 | 18 | LA: Victorine (9) own goal (65) Kirovski (72,94+); DAL: O'Brien (71) |
| 06/05/2004 | Kansas City | L 1-2 | 22,774 | 5-3-3 | 1 | 18 | LA: Moreno (59); KC: Gomez (65) Gutierrez (86) |
| 06/12/2004 | Chicago | W 3-2 | 23,358 | 6-3-3 | 1 | 21 | LA: Herzog (10) Ngwenya (81) Albright (93+); CHI: Razov (28,67) |
| 06/19/2004 | at MetroStars | L 1-2 | 14,371 | 6-4-3 | T1 | 21 | LA: Herzog (47); MET: Arena (42) Magee (90) |
| 06/23/2004 | MetroStars | L 0-3 | 18,342 | 6-5-3 | T1 | 21 | MET: Guevara (16) Gaven (39,43) |
| 06/27/2004 | at Chicago | W 1-0 | 14,212 | 7-5-3 | 1 | 24 | LA: Kirovski (79) |
| 07/04/2004 | San Jose | W 2-1 | 27,000 | 8-5-3 | 1 | 27 | LA: Ruiz (46+,55); SJ: De Rosario (41) |
| 07/10/2004 | Colorado | W 2-0 | 24,895 | 9-5-3 | 1 | 30 | LA: Grabavoy (39) Ruiz (80) |
| 07/14/2004 | at Colorado | T 0-0 | 13,050 | 9-5-4 | 1 | 31 | |
| 07/17/2004 | at D.C. United | T 1-1 | 17,671 | 9-5-5 | 1 | 32 | LA: Ruiz (66); DC: Nelsen (46+) |
| 07/24/2004 | at Kansas City | T 2-2 | 9,505 | 9-5-6 | 1 | 33 | LA: Victorine (67) Marshall (95+); KC: Arnaud (59) Jewsbury (61) |
| 08/08/2004 | at MetroStars | L 0-3 | 14,687 | 9-6-6 | 1 | 33 | MET: Guevara (36) Gaven (61) Wolyniec (64) |
| 08/14/2004 | Columbus | T 0-0 | 21,285 | 9-6-7 | 1 | 34 | |
| 08/21/2004 | Chicago | T 1-1 | 26,672 | 9-6-8 | T1 | 35 | LA: Ruiz (89); CHI: Ralph (67) |
| 09/04/2004 | at Columbus | L 1-3 | 17,928 | 9-7-8 | 3 | 35 | LA: Ngwenya (46+); CLB: Paule (26,41,68) |
| 09/11/2004 | San Jose | W 2-1 | 27,000 | 10-7-8 | T2 | 38 | LA: Victorine (36) Torres (75); SJ: Ekelund (77) |
| 09/18/2004 | at Dallas | L 0-2 | 9,289 | 10-8-8 | 3 | 38 | DAL: Johnson (10,44) |
| 09/25/2004 | at San Jose | T 0-0 | 27,030 | 10-8-9 | T2 | 39 | |
| 10/02/2004 | Kansas City | T 1-1 | 27,000 | 10-8-10 | T2 | 40 | LA: Marshall (65); KC: own goal (89) |
| 10/09/2004 | Dallas | W 2-0 | 27,000 | 11-8-10 | 2 | 43 | LA: Kirovski (68,85) |
| 10/16/2004 | at Kansas City | L 0-1 | 20,435 | 11-9-10 | 2 | 43 | KC: Wolff (23) |

2004 LOS ANGELES GALAXY POSTSEASON STATISTICS (1-2-0, 3 PTS.) THROUGH GAMES OF NOVEMBER 5, 2004

| UNF | POS | PLAYER | GP | GS | MIN | G | A | SHT | SOG | FC | FS | OFF | CK | C | E |
|-----|-----|------------------|----|----|-----|---|---|-----|-----|----|----|-----|----|---|---|
| 14 | D | Tyrone Marshall | 3 | 3 | 270 | 1 | 0 | 1 | 1 | 4 | 5 | 0 | 0 | 0 | 0 |
| 20 | F | Carlos Ruiz | 3 | 3 | 270 | 1 | 0 | 8 | 4 | 12 | 9 | 4 | 0 | 1 | 0 |
| 5 | D | Chris Albright | 3 | 3 | 270 | 0 | 1 | 3 | 1 | 2 | 7 | 0 | 0 | 0 | 0 |
| 7 | F | Jovan Kirovski | 3 | 3 | 267 | 0 | 1 | 11 | 4 | 5 | 3 | 2 | 9 | 0 | 0 |
| 4 | D | Paul Broome | 3 | 2 | 209 | 0 | 0 | 0 | 0 | 3 | 5 | 0 | 0 | 2 | 0 |
| 23 | D | Danny Califf | 3 | 3 | 258 | 0 | 0 | 2 | 1 | 2 | 2 | 0 | 0 | 1 | 0 |
| 16 | F | Alan Gordon | 1 | 0 | 3 | 0 | 0 | 0 | 0 | 0 | 0 | 0 | 0 | 0 | 0 |
| 22 | G | Kevin Hartman | 3 | 3 | 270 | 0 | 0 | 0 | 0 | 0 | 0 | 0 | 0 | 1 | 0 |
| 10 | M | Andreas Herzog | 1 | 0 | 31 | 0 | 0 | 0 | 0 | 1 | 1 | 0 | 1 | 1 | 0 |
| 13 | M | Cobi Jones | 3 | 2 | 143 | 0 | 0 | 0 | 0 | 0 | 4 | 0 | 0 | 0 | 0 |
| 15 | F | Alejandro Moreno | 2 | 1 | 73 | 0 | 0 | 0 | 0 | 3 | 3 | 0 | 0 | 0 | 0 |
| 27 | F | Joseph Ngwenya | 1 | 1 | 57 | 0 | 0 | 1 | 0 | 1 | 3 | 0 | 0 | 0 | 0 |
| 26 | M | Marcelo Saragosa | 3 | 3 | 242 | 0 | 0 | 2 | 1 | 8 | 7 | 0 | 0 | 0 | 0 |
| 3 | D | Ryan Suarez | 1 | 0 | 9 | 0 | 0 | 0 | 0 | 0 | 0 | 0 | 0 | 0 | 0 |
| 21 | M | Arturo Torres | 2 | 0 | 67 | 0 | 0 | 1 | 0 | 3 | 1 | 0 | 0 | 0 | 0 |
| 8 | M | Peter Vagenas | 3 | 3 | 270 | 0 | 0 | 2 | 0 | 5 | 3 | 0 | 0 | 1 | 0 |
| 11 | M | Sasha Victorine | 3 | 3 | 261 | 0 | 0 | 2 | 1 | 3 | 5 | 0 | 0 | 0 | 0 |
| 28 | D | Chris Aloisi | 0 | 0 | 0 | 0 | 0 | 0 | 0 | 0 | 0 | 0 | 0 | 0 | 0 |
| 6 | M | Josh Gardner | 0 | 0 | 0 | 0 | 0 | 0 | 0 | 0 | 0 | 0 | 0 | 0 | 0 |
| 12 | M | Ned Grabavoy | 0 | 0 | 0 | 0 | 0 | 0 | 0 | 0 | 0 | 0 | 0 | 0 | 0 |
| 1 | G | Dan Popik | 0 | 0 | 0 | 0 | 0 | 0 | 0 | 0 | 0 | 0 | 0 | 0 | 0 |
| | | Team totals | 3 | 3 | 270 | 2 | 2 | 33 | 13 | 52 | 58 | 6 | 10 | 7 | 0 |
| | | Opponent totals | 3 | 3 | 270 | 3 | 3 | 31 | 13 | 59 | 49 | 5 | 15 | 6 | 0 |

GAME-WINNING GOALS: Carlos Ruiz 1

GAME-WINNING ASSISTS: Jovan Kirovski 1, Chris Albright 1

PENALTY KICK GOALS/ATTEMPTS: None

LOS ANGELES GALAXY INDIVIDUAL GOALKEEPING

| UNF | GOALKEEPER | GP | GS | MIN | SHTS | SV | GA | GAA | PG | PA | W | L | T | SO | RECORD |
|-----|-----------------|----|----|-----|------|----|----|------|----|----|---|---|---|----|--------|
| 22 | Kevin Hartman | 3 | 3 | 270 | 13 | 10 | 3 | 1.00 | 0 | 0 | 1 | 2 | 0 | 1 | 0-0-0 |
| | Team totals | 3 | 3 | 270 | 13 | 10 | 3 | 1.00 | 0 | 0 | 1 | 2 | 0 | 1 | 0-0-0 |
| | Opponent totals | 3 | 3 | 270 | 13 | 11 | 2 | 0.67 | 0 | 0 | 2 | 1 | 0 | 2 | 0-0-0 |

2004 POSTSEASON GAME BY GAME

| DATE | OPPONENT | RESULT | ATT. | W-L-T | RD. NOTES: |
|------------|----------------|--------|--------|-------|----------------------------------|
| 10/22/2004 | at Colorado | L 0-1 | 8,028 | 0-1-0 | QTR COL: Jean Philippe (30) |
| 10/30/2004 | Colorado | W 2-0 | 20,026 | 1-1-0 | QTR LA: Ruiz (30) Marshall (48+) |
| 11/05/2004 | at Kansas City | L 0-2 | 11,931 | 1-2-0 | SEM KC: Arnaud (24,69) |

2003 LA GALAXY STATISTICS (9-12-9, 36 PTS.) THROUGH GAMES OF OCTOBER 25, 2003



sponsored by HERBALIFE

| UNF | POS | PLAYER | GP | GS | MIN | G | A | SHT | SOG | FC | FS | OFF | CK | C | E |
|------------------------|-----|------------------------|-----------|-----------|-------------|-----------|-----------|------------|------------|------------|------------|-----------|------------|-----------|----------|
| 20 | F | Carlos Ruiz | 26 | 25 | 2331 | 15 | 5 | 84 | 51 | 76 | 87 | 46 | 0 | 7 | 1 |
| 15 | F | Alejandro Moreno | 24 | 10 | 1117 | 6 | 2 | 19 | 12 | 22 | 40 | 8 | 0 | 1 | 0 |
| 5 | M | Chris Albright | 27 | 23 | 1966 | 3 | 4 | 48 | 24 | 56 | 38 | 4 | 0 | 5 | 0 |
| 17 | F | Diego Serna | 10 | 8 | 660 | 3 | 2 | 8 | 5 | 14 | 14 | 1 | 3 | 1 | 0 |
| 13 | M | Cobi Jones | 28 | 28 | 2574 | 2 | 8 | 34 | 8 | 21 | 65 | 7 | 129 | 4 | 0 |
| 11 | M | Sasha Victorine | 20 | 20 | 1797 | 2 | 1 | 30 | 17 | 25 | 23 | 1 | 1 | 3 | 0 |
| 12 | M | Simon Elliott | 24 | 23 | 2141 | 1 | 2 | 39 | 16 | 25 | 25 | 1 | 17 | 1 | 0 |
| 2 | F | *Gavin Ginton | 9 | 4 | 399 | 1 | 1 | 12 | 8 | 4 | 9 | 5 | 0 | 0 | 0 |
| 30 | D | Alexi Lalas | 22 | 19 | 1760 | 1 | 1 | 11 | 5 | 32 | 13 | 2 | 0 | 4 | 0 |
| 7 | M | Antonio Martinez (TOT) | 14 | 8 | 776 | 1 | 1 | 13 | 5 | 7 | 19 | 2 | 14 | 0 | 0 |
| 7 | M | Antonio Martinez (LA) | 4 | 3 | 212 | 1 | 0 | 2 | 1 | 3 | 4 | 1 | 0 | 0 | 0 |
| 2 | D | Ryan Suarez (TOT) | 15 | 15 | 1356 | 1 | 0 | 9 | 3 | 36 | 14 | 2 | 0 | 5 | 1 |
| 2 | D | Ryan Suarez (LA) | 3 | 3 | 246 | 0 | 0 | 0 | 0 | 7 | 1 | 0 | 0 | 1 | 0 |
| 23 | D | Danny Califf | 23 | 23 | 2162 | 0 | 2 | 13 | 5 | 38 | 17 | 0 | 0 | 3 | 0 |
| 10 | M | Mauricio Cienfuegos | 20 | 15 | 1344 | 0 | 2 | 13 | 6 | 14 | 21 | 1 | 5 | 3 | 1 |
| 18 | D | Hong Myung-Bo | 25 | 25 | 2296 | 0 | 2 | 7 | 0 | 27 | 17 | 0 | 7 | 4 | 0 |
| 4 | D | Paul Broome (TOT) | 11 | 8 | 749 | 0 | 1 | 3 | 1 | 15 | 12 | 1 | 0 | 2 | 1 |
| 4 | D | Paul Broome (LA) | 4 | 2 | 186 | 0 | 0 | 0 | 0 | 2 | 1 | 1 | 0 | 0 | 0 |
| 22 | G | Kevin Hartman | 30 | 30 | 2796 | 0 | 1 | 0 | 0 | 0 | 3 | 0 | 0 | 0 | 0 |
| 7 | F | Isaias Bardales Jr. | 1 | 0 | 21 | 0 | 0 | 0 | 0 | 2 | 0 | 0 | 0 | 0 | 0 |
| 19 | F | Herculez Gomez | 1 | 0 | 5 | 0 | 0 | 0 | 0 | 0 | 0 | 0 | 0 | 0 | 0 |
| 6 | M | Guillermo Gonzalez | 6 | 1 | 129 | 0 | 0 | 2 | 1 | 0 | 2 | 0 | 8 | 0 | 0 |
| 17 | M | *Ezra Hendrickson | 12 | 10 | 938 | 0 | 0 | 12 | 3 | 17 | 3 | 0 | 0 | 2 | 1 |
| 29 | D | Ricky Lewis | 13 | 7 | 798 | 0 | 0 | 0 | 0 | 10 | 10 | 1 | 0 | 1 | 0 |
| 14 | D | Tyrone Marshall | 25 | 19 | 1882 | 0 | 0 | 9 | 0 | 47 | 21 | 1 | 0 | 6 | 0 |
| 26 | M | Jesus Ochoa | 10 | 7 | 571 | 0 | 0 | 5 | 0 | 3 | 10 | 0 | 3 | 0 | 0 |
| 9 | M | *Alex Pineda Chacon | 6 | 4 | 378 | 0 | 0 | 7 | 3 | 2 | 6 | 4 | 0 | 0 | 0 |
| 1 | G | Dan Popik | 1 | 0 | 16 | 0 | 0 | 0 | 0 | 0 | 0 | 0 | 0 | 0 | 0 |
| 4 | M | Jose Retiz | 5 | 0 | 111 | 0 | 0 | 0 | 0 | 5 | 10 | 0 | 0 | 2 | 0 |
| 21 | F | Arturo Torres | 9 | 3 | 335 | 0 | 0 | 6 | 4 | 11 | 5 | 0 | 0 | 1 | 0 |
| 8 | M | Peter Vagenas | 20 | 18 | 1724 | 0 | 0 | 7 | 3 | 31 | 23 | 1 | 0 | 3 | 0 |
| 3 | D | Scot Thompson | 0 | 0 | 0 | 0 | 0 | 0 | 0 | 0 | 0 | 0 | 0 | 0 | 0 |
| Team totals | | | 30 | 30 | 2812 | 35 | 33 | 367 | 171 | 494 | 468 | 85 | 173 | 52 | 3 |
| Opponent totals | | | 30 | 30 | 2812 | 35 | 34 | 434 | 190 | 496 | 470 | 86 | 146 | 64 | 3 |

GAME-WINNING GOALS: Carlos Ruiz 5, Alejandro Moreno 2, Sasha Victorine 1, Alexi Lalas 1

GAME-WINNING ASSISTS: Hong Myung-Bo 2, Diego Serna 1, Alejandro Moreno 1, Cobi Jones 1, Simon Elliott 1, Mauricio Cienfuegos 1, Danny Califf 1, Chris Albright 1

PENALTY KICK GOALS/ATTEMPTS: Carlos Ruiz 7-8

LOS ANGELES GALAXY INDIVIDUAL GOALKEEPING

| UNF | POS | GOALKEEPER | GP | GS | MIN | SHTS SV | GA | GAA | PG | PA | W | L | T | SO | RECORD |
|------------------------|-----|---------------|-----------|-----------|-------------|------------|------------|-----------|-------------|----------|----------|-----------|-----------|----------|----------------|
| 1 | G | Dan Popik | 1 | 0 | 16 | 0 | 0 | 0.00 | 0 | 0 | 0 | 0 | 0 | 0 | 0-0-0 |
| 22 | G | Kevin Hartman | 30 | 30 | 2796 | 190 | 149 | 35 | 1.13 | 3 | 4 | 9 | 12 | 9 | 3 2-1-9 |
| Team totals | | | 30 | 30 | 2812 | 190 | 149 | 35 | 1.12 | 3 | 4 | 9 | 12 | 9 | 4 2-1-9 |
| Opponent totals | | | 30 | 30 | 2812 | 172 | 127 | 35 | 1.12 | 7 | 8 | 12 | 9 | 9 | 8 1-2-9 |

* = Played with other teams in

2003. Only Los Angeles Galaxy statistics listed here.

2003 GAME BY GAME

| DATE | OPPONENT | RESULT | ATT. | W-L-T | POS. | PTS | NOTES: |
|------------|----------------|------------|--------|--------|------|-----|--|
| 04/05/2003 | at Columbus | T 1-1 (OT) | 22,058 | 0-0-1 | 1 | 1 | LA: Ruiz (63); CLB: Buddle (35) |
| 04/12/2003 | at Dallas | T 1-1 (OT) | 9,098 | 0-0-2 | 3 | 2 | LA: Ruiz (30); DAL: O'Brien (4) |
| 04/19/2003 | at MetroStars | T 1-1 (OT) | 19,801 | 0-0-3 | 3 | 3 | LA: Jones (20); MET: Moreno (42) |
| 04/26/2003 | at San Jose | L 0-1 | 9,187 | 0-1-3 | 3 | 3 | SJ: Donovan (54) |
| 05/10/2003 | at New England | L 0-2 | 11,278 | 0-2-3 | 3 | 3 | NE: Kamler (59) Twellman (66) |
| 05/17/2003 | at Dallas | T 1-1 (OT) | 8,085 | 0-2-4 | 3 | 4 | LA: Glinton (43); DAL: Davis (82) |
| 05/24/2003 | at Kansas City | L 1-2 | 15,944 | 0-3-4 | 3 | 4 | LA: Ruiz (75); KC: Simutenkov (21) Preki (89) |
| 05/31/2003 | at Colorado | L 0-1 | 13,368 | 0-4-4 | T4 | 4 | COL: Carrieri (77) |
| 06/07/2003 | Colorado | W 2-0 | 27,000 | 1-4-4 | 3 | 7 | LA leads all-time series vs COL 20-10-0; LA has outscored COL 57-31; LA wins home opener (Home Depot Center debut), first win of season (1-4-4). |
| 06/14/2003 | Kansas City | W 2-1 | 18,683 | 2-4-4 | 3 | 10 | R.Lewis (LA)- 1st career MLS start; LA is 9-0-3 in last 12 regular season matches with KC; M.Cienfuegos (LA) received 2nd yellow card for dissent after |
| 06/18/2003 | San Jose | 1-1 (OT) | 13,867 | 2-4-5 | 3 | 11 | LA is 66-2-4 all-time in regular season when leading at the half.; SJ is 8-4-4 since 2001 when playing without L.Donovan.; S.Elliott (LA), D.Califf (LA) |
| 06/21/2003 | at MetroStars | L 0-1 | 22,274 | 2-5-5 | 3 | 11 | MET: Magee (65) |
| 06/25/2003 | at Colorado | T 2-2 (OT) | 8,353 | 2-5-6 | 3 | 12 | LA: Albright (66,70); COL: Chung (12) Spencer (29) |
| 06/28/2003 | Dallas | W 3-0 | 18,165 | 3-5-6 | 3 | 15 | LA: Victorine (20) Albright (60) Ruiz (63) |
| 07/04/2003 | New England | T 2-2 (OT) | 27,000 | 3-5-7 | 3 | 16 | LA: Ruiz (28) Moreno (60); NE: Twellman (52) Heaps (54) |
| 07/09/2003 | Colorado | L 0-1 | 17,763 | 3-6-7 | 3 | 16 | COL: Spencer (77) |
| 07/30/2003 | Columbus | W 2-1 | 21,806 | 4-6-7 | 4 | 19 | LA: Martinez (44) Lalas (52); CLB: Maisonneuve (79) |
| 08/09/2003 | Columbus | W 3-1 | 22,063 | 5-6-7 | 4 | 22 | LA: Ruiz (68,86) Serna (89); CLB: Buddle (74) |
| 08/16/2003 | MetroStars | T 1-1 (OT) | 22,189 | 5-6-8 | 4 | 23 | LA: Serna (13); MET: Wolyniec (86) |
| 08/20/2003 | at Chicago | L 0-1 | 11,052 | 5-7-8 | 4 | 23 | CHI: Perez (73) |
| 08/23/2003 | New England | W 2-1 (OT) | 20,377 | 6-7-8 | 4 | 26 | LA: Ruiz (22,98); NE: Cancela (86) |
| 08/30/2003 | Dallas | W 2-1 | 23,263 | 7-7-8 | T3 | 29 | LA: Ruiz (50) Moreno (90); DAL: Davis (12) |
| 09/06/2003 | at D.C. United | L 1-2 | 21,077 | 7-8-8 | T3 | 29 | LA: Serna (51); DC: Kovalenko (3) Olsen (29) |
| 09/13/2003 | Chicago | L 0-2 | 23,799 | 7-9-8 | T3 | 29 | CHI: Ralph (58) Jaqua (94+) |
| 09/20/2003 | D.C. United | W 1-0 (OT) | 23,140 | 8-9-8 | 3 | 32 | LA: Ruiz (99) |
| 09/27/2003 | Kansas City | L 1-2 | 23,637 | 8-10-8 | T3 | 32 | LA: Moreno (5); KC: Klein (40,81) |
| 10/04/2003 | at Chicago | L 0-2 | 11,874 | 8-11-8 | 4 | 32 | CHI: Beasley (60) Marsch (66) |
| 10/11/2003 | at Kansas City | L 1-2 (OT) | 9,360 | 8-12-8 | 4 | 32 | LA: Ruiz (67); KC: Zavagnin (13) Simutenkov (95) |
| 10/18/2003 | San Jose | W 3-0 | 27,000 | 9-12-8 | 4 | 35 | LA: Moreno (6,35) Elliott (61) |
| 10/25/2003 | at San Jose | T 1-1 (OT) | 16,282 | 9-12-9 | 4 | 36 | LA: Moreno (56); SJ: Walker (80) |



sponsored by HERBALIFE

2003 LA GALAXY POSTSEASON STATISTICS (1-1-0, 3 PTS.) THROUGH GAMES OF NOVEMBER 9, 2003

| UNF | POS | PLAYER | GP | GS | MIN | G | A | SHT | SOG | FC | FS | OFF | CK | C | E |
|-----|-----|---------------------|----|----|-----|---|---|-----|-----|----|----|-----|----|---|---|
| 20 | F | Carlos Ruiz | 2 | 2 | 186 | 2 | 0 | 6 | 3 | 7 | 7 | 3 | 0 | 0 | 0 |
| 8 | M | Peter Vagenas | 2 | 2 | 186 | 1 | 0 | 2 | 1 | 4 | 4 | 0 | 0 | 0 | 0 |
| 11 | M | Sasha Victorine | 2 | 2 | 154 | 1 | 0 | 4 | 3 | 1 | 2 | 0 | 0 | 0 | 0 |
| 18 | D | Hong Myung-Bo | 2 | 2 | 186 | 0 | 2 | 0 | 0 | 1 | 0 | 0 | 1 | 1 | 0 |
| 15 | F | Alejandro Moreno | 2 | 2 | 186 | 0 | 1 | 6 | 2 | 3 | 11 | 0 | 0 | 0 | 0 |
| 5 | M | Chris Albright | 2 | 0 | 32 | 0 | 0 | 0 | 0 | 4 | 1 | 0 | 0 | 0 | 0 |
| 23 | D | Danny Califf | 2 | 2 | 186 | 0 | 0 | 1 | 1 | 4 | 0 | 0 | 0 | 1 | 0 |
| 10 | M | Mauricio Cienfuegos | 1 | 0 | 6 | 0 | 0 | 0 | 0 | 1 | 0 | 0 | 0 | 0 | 0 |
| 12 | M | Simon Elliott | 2 | 2 | 186 | 0 | 0 | 0 | 0 | 1 | 1 | 0 | 3 | 0 | 0 |
| 22 | G | Kevin Hartman | 2 | 2 | 186 | 0 | 0 | 0 | 0 | 0 | 1 | 0 | 0 | 1 | 0 |
| 13 | M | Cobi Jones | 2 | 2 | 186 | 0 | 0 | 1 | 0 | 0 | 3 | 0 | 3 | 0 | 0 |
| 29 | D | Ricky Lewis | 1 | 0 | 1 | 0 | 0 | 0 | 0 | 0 | 0 | 0 | 0 | 0 | 0 |
| 14 | D | Tyrone Marshall | 2 | 2 | 186 | 0 | 0 | 0 | 0 | 3 | 2 | 0 | 0 | 1 | 0 |
| 21 | F | Arturo Torres | 2 | 2 | 179 | 0 | 0 | 1 | 1 | 5 | 0 | 1 | 0 | 0 | 0 |
| 4 | D | Paul Broome (TOT) | 0 | 0 | 0 | 0 | 0 | 0 | 0 | 0 | 0 | 0 | 0 | 0 | 0 |
| 4 | D | Paul Broome (LA) | 0 | 0 | 0 | 0 | 0 | 0 | 0 | 0 | 0 | 0 | 0 | 0 | 0 |
| 6 | M | Guillermo Gonzalez | 0 | 0 | 0 | 0 | 0 | 0 | 0 | 0 | 0 | 0 | 0 | 0 | 0 |
| 30 | D | Alexi Lalas | 0 | 0 | 0 | 0 | 0 | 0 | 0 | 0 | 0 | 0 | 0 | 0 | 0 |
| 26 | M | Jesus Ochoa | 0 | 0 | 0 | 0 | 0 | 0 | 0 | 0 | 0 | 0 | 0 | 0 | 0 |
| 1 | G | Dan Popik | 0 | 0 | 0 | 0 | 0 | 0 | 0 | 0 | 0 | 0 | 0 | 0 | 0 |
| 17 | F | Diego Serna | 0 | 0 | 0 | 0 | 0 | 0 | 0 | 0 | 0 | 0 | 0 | 0 | 0 |
| | | Team totals | 2 | 2 | 186 | 4 | 3 | 21 | 11 | 34 | 32 | 4 | 7 | 4 | 0 |
| | | Opponent totals | 2 | 2 | 186 | 5 | 8 | 34 | 13 | 32 | 31 | 3 | 9 | 4 | 0 |

GAME-WINNING GOALS: Sasha Victorine 1

GAME-WINNING ASSISTS: None

PENALTY KICK GOALS/ATTEMPTS: None

LOS ANGELES GALAXY INDIVIDUAL GOALKEEPING

| UNF | GOALKEEPER | GP | GS | MIN | SHTS | SV | GA | GAA | PG | PA | W | L | T | SO | RECORD |
|-----|-----------------|----|----|-----|------|----|----|------|----|----|---|---|---|----|--------|
| 22 | Kevin Hartman | 2 | 2 | 186 | 13 | 8 | 5 | 2.42 | 0 | 0 | 1 | 1 | 0 | 1 | 0-0-0 |
| | Team totals | 2 | 2 | 186 | 13 | 8 | 5 | 2.42 | 0 | 0 | 1 | 1 | 0 | 1 | 0-0-0 |
| | Opponent totals | 2 | 2 | 186 | 11 | 7 | 4 | 1.94 | 0 | 0 | 1 | 1 | 0 | 0 | 0-0-0 |

2003 POSTSEASON GAME BY GAME

| DATE | OPPONENT | RESULT | ATT. | W-L-T | RD. NOTES: |
|------------|-------------|-----------|--------|-------|---|
| 11/01/2003 | San Jose | W 2-0 | 20,201 | 1-0-0 | QTR LA: Victorine (59) Ruiz (62) |
| 11/09/2003 | at San Jose | L2-5 (ST) | 14,145 | 1-1-0 | QTR LA: Ruiz (7) Vagenas (13); SJ: Agoos (21) Donovan (35) Walker (50) Roner (90) Faria (96) |

2002 LA GALAXY STATISTICS (16-9-3, 51 PTS.) THROUGH GAMES OF SEPTEMBER 21, 2002

| UNF | POS | PLAYER | GP | GS | MIN | G | A | SHT | SOG | FC | FS | OFF | CK | C | E |
|------------------------|-----|---------------------|-----------|-----------|-------------|-----------|-----------|------------|------------|------------|------------|-----------|------------|-----------|----------|
| 20 | F | Carlos Ruiz | 26 | 26 | 2376 | 24 | 1 | 100 | 56 | 71 | 71 | 38 | 9 | 9 | 0 |
| 30 | D | Alexi Lalas | 26 | 26 | 2364 | 4 | 4 | 25 | 16 | 56 | 18 | 0 | 0 | 6 | 0 |
| 13 | M | Cobi Jones | 19 | 18 | 1638 | 3 | 13 | 31 | 21 | 14 | 43 | 7 | 68 | 2 | 0 |
| 9 | F | Brian Mullan | 21 | 10 | 1019 | 3 | 2 | 23 | 13 | 17 | 17 | 5 | 0 | 1 | 1 |
| 10 | M | Mauricio Cienfuegos | 23 | 22 | 1879 | 2 | 8 | 26 | 13 | 22 | 28 | 0 | 1 | 2 | 0 |
| 17 | D | Ezra Hendrickson | 23 | 23 | 2048 | 2 | 8 | 20 | 9 | 28 | 11 | 5 | 0 | 5 | 1 |
| 11 | M | Sasha Victorine | 25 | 22 | 1985 | 2 | 5 | 25 | 8 | 21 | 25 | 2 | 0 | 0 | 0 |
| 12 | M | Simon Elliott | 26 | 26 | 2347 | 1 | 10 | 40 | 11 | 26 | 34 | 1 | 82 | 4 | 0 |
| 2 | F | Gavin Glinton | 22 | 6 | 790 | 1 | 4 | 19 | 10 | 15 | 24 | 5 | 0 | 3 | 0 |
| 23 | D | Danny Califf | 25 | 23 | 2118 | 1 | 0 | 15 | 4 | 47 | 15 | 0 | 0 | 7 | 1 |
| 19 | M | *Winston Griffiths | 6 | 4 | 310 | 1 | 0 | 6 | 4 | 7 | 5 | 0 | 1 | 0 | 0 |
| 15 | F | Tyrone Marshall | 24 | 19 | 1838 | 0 | 5 | 9 | 5 | 32 | 15 | 1 | 0 | 4 | 0 |
| 8 | M | Peter Vagenas | 17 | 16 | 1390 | 0 | 3 | 4 | 1 | 26 | 30 | 0 | 0 | 3 | 1 |
| 15 | F | Alejandro Moreno | 12 | 7 | 561 | 0 | 2 | 14 | 7 | 18 | 22 | 1 | 0 | 0 | 0 |
| 17 | F | Chris Albright | 15 | 9 | 814 | 0 | 1 | 24 | 12 | 14 | 22 | 3 | 0 | 2 | 0 |
| 18 | M | Jesus Ochoa | 9 | 4 | 352 | 0 | 1 | 7 | 2 | 6 | 6 | 0 | 0 | 0 | 0 |
| 6 | M | Craig Waibel | 12 | 9 | 860 | 0 | 1 | 7 | 3 | 19 | 5 | 0 | 0 | 1 | 0 |
| 16 | M | Alex Bengard | 4 | 0 | 26 | 0 | 0 | 1 | 1 | 3 | 0 | 0 | 0 | 1 | 0 |
| 4 | D | Adam Frye | 20 | 10 | 956 | 0 | 0 | 5 | 2 | 14 | 14 | 0 | 0 | 3 | 0 |
| 22 | G | Kevin Hartman | 18 | 18 | 1648 | 0 | 0 | 0 | 0 | 0 | 2 | 0 | 0 | 0 | 1 |
| 1 | G | Matt Reis | 11 | 10 | 929 | 0 | 0 | 0 | 0 | 0 | 0 | 0 | 0 | 0 | 0 |
| 7 | F | Isaias Bardales Jr. | 0 | 0 | 0 | 0 | 0 | 0 | 0 | 0 | 0 | 0 | 0 | 0 | 0 |
| 2 | M | McKinley Tennyson | 0 | 0 | 0 | 0 | 0 | 0 | 0 | 0 | 0 | 0 | 0 | 0 | 0 |
| Team totals | | | 28 | 28 | 2575 | 44 | 68 | 401 | 198 | 456 | 407 | 68 | 161 | 53 | 5 |
| Opponent totals | | | 28 | 28 | 2575 | 33 | 46 | 352 | 155 | 425 | 431 | 54 | 141 | 60 | 5 |

GAME-WINNING GOALS: Carlos Ruiz 9, Alexi Lalas 3, Sasha Victorine 1, Cobi Jones 1, Ezra Hendrickson 1, Gavin Glinton 1

GAME-WINNING ASSISTS: Simon Elliott 5, Cobi Jones 4, Mauricio Cienfuegos 3, Alejandro Moreno 2, Sasha Victorine 1, Peter Vagenas 1, Carlos Ruiz 1, Tyrone Marshall 1, Alexi Lalas 1, Ezra Hendrickson 1, Chris Albright 1

PENALTY KICK GOALS/ATTEMPTS: Carlos Ruiz 3-4, Mauricio Cienfuegos 0-1

LOS ANGELES GALAXY INDIVIDUAL GOALKEEPING

| UNF | POS | GOALKEEPER | GP | GS | MIN | SHTS | SV | GA | GAA | PG | PA | W | L | T | SO | RECORD |
|------------------------|-----|---------------|-----------|-----------|-------------|------------|------------|-----------|-------------|----------|----------|-----------|-----------|----------|----------|--------------|
| 22 | G | Kevin Hartman | 18 | 18 | 1648 | 108 | 83 | 20 | 1.09 | 2 | 3 | 11 | 6 | 1 | 5 | 0-3-1 |
| 1 | G | Matt Reis | 11 | 10 | 929 | 47 | 33 | 13 | 1.26 | 1 | 1 | 5 | 3 | 2 | 2 | 3-0-2 |
| Team totals | | | 28 | 28 | 2575 | 155 | 116 | 33 | 1.15 | 3 | 4 | 16 | 9 | 3 | 7 | 3-3-3 |
| Opponent totals | | | 28 | 28 | 2575 | 198 | 142 | 44 | 1.54 | 3 | 5 | 9 | 16 | 3 | 5 | 3-3-3 |

* = Played with other teams in 2002. Only Los Angeles Galaxy statistics listed here.



sponsored by HERBALIFE

2002 GAME BY GAME

| DATE | OPPONENT | RESULT | ATT. | W-L-T | POS. | PTS | NOTES: |
|------------|----------------|------------|--------|--------|------|-----|---|
| 03/23/2002 | D.C. United | W 2-1 (OT) | 20,602 | 1-0-0 | T1 | 3 | Ruiz nets 2 in Galaxy debut, including game-winning PK goal in OT |
| 04/06/2002 | Chicago | W 2-1 (OT) | 14,887 | 2-0-0 | T2 | 6 | Ruiz again scores twice, including golden goal to keep Galaxy unbeaten |
| 04/13/2002 | Dallas | T 1-1 (OT) | 14,127 | 2-0-1 | T1 | 7 | Galaxy remain unbeaten as Ruiz scores again in 85th minute comeback |
| 04/20/2002 | at Dallas | T 1-1 (OT) | 17,388 | 2-0-2 | 2 | 8 | Ruiz keeps streak going with his 6th goal of season; LA remains unbeaten |
| 04/27/2002 | Colorado | L 0-1 (OT) | 13,087 | 2-1-2 | 3 | 8 | LA loses and Ruiz fails to score for first time as Spencer nets golden goal |
| 05/04/2002 | at Kansas City | W 2-1 (OT) | 21,301 | 3-1-2 | 2 | 11 | Glinton scores "golden goal," Mullan scores in LA's 10th straight OT game |
| 05/11/2002 | at Chicago | W 1-0 | 9,177 | 4-1-2 | 2 | 14 | Ruiz gets back on track with early PK, Reis saves six for clean sheet |
| 05/18/2002 | at Kansas City | L 1-2 | 9,877 | 4-2-2 | 2 | 14 | Mullan scores but it's not enough as Wizards avenge loss two weeks ago |
| 05/25/2002 | at New England | L 2-3 | 15,146 | 4-3-2 | 3 | 14 | Griffiths and Ruiz goals are not enough as Serna scores game-winner |
| 06/01/2002 | at Colorado | L 2-3 | 8,249 | 4-4-2 | T3 | 14 | Ruiz scores twice to up League lead to 10, but not enough to outdo Chung |
| 06/08/2002 | Chicago | W 1-0 | 13,223 | 5-4-2 | T3 | 17 | Lalas header wins it for Galaxy as Reis records second shutout of season |
| 06/15/2002 | at MetroStars | L 0-5 | 22,071 | 5-5-2 | 4 | 17 | Diallo's four goals destroy the Galaxy again as the Galaxy is shutout |
| 06/22/2002 | Dallas | W 3-0 | 14,588 | 6-5-2 | T2 | 20 | Lalas, Victorine, Mullan score and Hartman keeps clean sheet |
| 06/29/2002 | at D.C. United | L 0-1 (OT) | 18,854 | 6-6-2 | 4 | 20 | Galaxy gets the better of the chances, but Convey converts OT-winner |
| 07/04/2002 | San Jose | W 2-1 | 55,234 | 7-6-2 | 4 | 23 | Ruiz scores twice to defeat Quakes in first meeting in heated rivalry |
| 07/07/2002 | at San Jose | L 0-1 | 12,528 | 7-7-2 | 4 | 23 | After criticizing Galaxy early in the week, Donovan backs it up with goal |
| 07/13/2002 | at Colorado | W 3-1 | 11,168 | 8-7-2 | 3 | 26 | Califf, Hendrickson, Ruiz score trying to keep pace with Western leaders |
| 07/20/2002 | Kansas City | T 2-2 (OT) | 17,863 | 8-7-3 | 3 | 27 | Ruiz and Hendrickson score but shorthanded Wizards take a road point |
| 07/27/2002 | Columbus | W 2-1 | 14,177 | 9-7-3 | T3 | 30 | Ruiz hurdles Twellman with two goals and beats Columbus to keep pace |
| 08/10/2002 | New England | W 2-1 | 15,137 | 10-7-3 | T3 | 33 | Two goals from Jones and Ruiz' first assist lift Galaxy over Revs late |
| 08/14/2002 | at Columbus | L 2-3 | 17,860 | 10-8-3 | T3 | 33 | Jones and Elliott score, but Crew get late game-winner to beat Galaxy |
| 08/17/2002 | Colorado | W 4-0 | 12,068 | 11-8-3 | 3 | 36 | Cienfuegos gets a pair, Lalas and Victorine score to crush the Rapids |
| 08/21/2002 | Kansas City | W 2-1 | 8,943 | 12-8-3 | 2 | 39 | Galaxy move ahead of Burn in standings behind Ruiz and Lalas goals |
| 08/24/2002 | at Dallas | L 0-1 (OT) | 15,883 | 12-9-3 | 3 | 39 | Rhine beats Galaxy with golden goal and puts L.A. back to third place |
| 08/31/2002 | MetroStars | W 3-0 | 19,854 | 13-9-3 | T1 | 42 | Ruiz hat trick leads Galaxy into playoffs and tie with Quakes atop table |
| 09/07/2002 | at Chicago | W 2-1 | 15,731 | 14-9-3 | T1 | 45 | Two more Ruiz goals set team record and sets up showdown with Quakes |
| 09/14/2002 | San Jose | W 1-0 | 32,874 | 15-9-3 | 1 | 48 | Late Ruiz goal puts Galaxy ahead in race for first seed in playoffs |
| 09/21/2002 | at San Jose | W 1-0 | 26,229 | 16-9-3 | 1 | 51 | A stoppage time PK by Ruiz snaps S.J. home dominance, decides West |

2002 LA GALAXY POSTSEASON STATISTICS (5-1-0, 15 PTS.) THROUGH GAMES OF OCTOBER 20, 2002

| UNF | POS | PLAYER | GP | GS | MIN | G | A | SHT | SOG | FC | FS | OFF | CK | C | E |
|------------------------|-----|---------------------|----------|----------|------------|-----------|-----------|-----------|-----------|------------|------------|-----------|-----------|-----------|----------|
| 20 | F | Carlos Ruiz | 6 | 6 | 567 | 8 | 2 | 34 | 19 | 13 | 30 | 13 | 0 | 2 | 0 |
| 13 | M | Cobi Jones | 6 | 6 | 572 | 3 | 4 | 11 | 4 | 10 | 20 | 1 | 28 | 1 | 0 |
| 17 | F | Chris Albright | 5 | 2 | 241 | 1 | 1 | 5 | 4 | 7 | 1 | 1 | 0 | 0 | 0 |
| 23 | D | Danny Califf | 6 | 6 | 572 | 1 | 0 | 4 | 2 | 14 | 4 | 0 | 0 | 0 | 0 |
| 17 | D | Ezra Hendrickson | 6 | 6 | 572 | 1 | 0 | 4 | 3 | 6 | 3 | 1 | 0 | 0 | 0 |
| 2 | M | McKinley Tennyson | 2 | 0 | 5 | 1 | 0 | 1 | 1 | 1 | 1 | 0 | 0 | 0 | 0 |
| 12 | M | Simon Elliott | 6 | 6 | 572 | 0 | 2 | 12 | 2 | 8 | 8 | 0 | 0 | 2 | 0 |
| 15 | F | Tyrone Marshall | 6 | 6 | 572 | 0 | 2 | 3 | 1 | 13 | 7 | 0 | 0 | 0 | 0 |
| 10 | M | Mauricio Cienfuegos | 5 | 5 | 350 | 0 | 1 | 5 | 3 | 4 | 9 | 0 | 0 | 0 | 0 |
| 15 | F | Alejandro Moreno | 5 | 4 | 305 | 0 | 1 | 5 | 1 | 7 | 16 | 3 | 0 | 0 | 0 |
| 8 | M | Peter Vagenas | 3 | 1 | 155 | 0 | 1 | 0 | 0 | 2 | 3 | 1 | 0 | 0 | 0 |
| 11 | M | Sasha Victorine | 6 | 6 | 572 | 0 | 1 | 6 | 0 | 10 | 12 | 1 | 0 | 0 | 0 |
| 6 | M | Craig Waibel | 2 | 1 | 118 | 0 | 1 | 0 | 0 | 3 | 1 | 0 | 0 | 1 | 0 |
| 4 | D | Adam Frye | 2 | 0 | 22 | 0 | 0 | 1 | 1 | 0 | 0 | 0 | 0 | 0 | 0 |
| 22 | G | Kevin Hartman | 6 | 6 | 572 | 0 | 0 | 0 | 0 | 0 | 2 | 0 | 0 | 0 | 0 |
| 30 | D | Alexi Lalas | 5 | 5 | 450 | 0 | 0 | 1 | 0 | 5 | 3 | 0 | 0 | 2 | 0 |
| 9 | F | Brian Mullan | 4 | 0 | 75 | 0 | 0 | 3 | 3 | 0 | 1 | 2 | 0 | 0 | 0 |
| 16 | M | Alex Bengard | 0 | 0 | 0 | 0 | 0 | 0 | 0 | 0 | 0 | 0 | 0 | 0 | 0 |
| 18 | M | Jesus Ochoa | 0 | 0 | 0 | 0 | 0 | 0 | 0 | 0 | 0 | 0 | 0 | 0 | 0 |
| 1 | G | Matt Reis | 0 | 0 | 0 | 0 | 0 | 0 | 0 | 0 | 0 | 0 | 0 | 0 | 0 |
| Team totals | | | 6 | 6 | 572 | 15 | 16 | 95 | 44 | 103 | 121 | 23 | 28 | 8 | 0 |
| Opponent totals | | | 6 | 6 | 572 | 8 | 9 | 76 | 29 | 128 | 98 | 13 | 26 | 13 | 0 |

GAME-WINNING GOALS: Carlos Ruiz 3, Cobi Jones 1, Danny Califf 1

GAME-WINNING ASSISTS: Cobi Jones 2, Peter Vagenas 1, Carlos Ruiz 1, Tyrone Marshall 1, Simon Elliott 1, Chris Albright 1

PENALTY KICK GOALS/ATTEMPTS: Carlos Ruiz 1-1

LOS ANGELES GALAXY INDIVIDUAL GOALKEEPING

| UNF | GOALKEEPER | GP | GS | MIN | SHTS | SV | GA | GAA | PG | PA | W | L | T | SO | RECORD |
|------------------------|---------------|----------|----------|------------|-----------|-----------|-----------|-------------|----------|----------|----------|----------|----------|----------|--------------|
| 22 | Kevin Hartman | 6 | 6 | 572 | 29 | 20 | 8 | 1.26 | 0 | 1 | 5 | 1 | 0 | 3 | 2-0-0 |
| Team totals | | 6 | 6 | 572 | 29 | 20 | 8 | 1.26 | 0 | 1 | 5 | 1 | 0 | 3 | 2-0-0 |
| Opponent totals | | 6 | 6 | 572 | 44 | 28 | 15 | 2.36 | 1 | 1 | 1 | 5 | 0 | 0 | 0-2-0 |

2002 POSTSEASON GAME BY GAME

| DATE | OPPONENT | RESULT | ATT. | W-L-T | RD. NOTES: |
|------------|----------------|------------|--------|-------|--|
| 09/25/2002 | Kansas City | W3-2 (OT) | 14,585 | 1-0-0 | QTR Wizards start strong but Ruiz wins it for Los Angeles in the final minute of OT |
| 09/28/2002 | at Kansas City | L 1-4 | 9,484 | 1-1-0 | QTR LA: Albright (71); KC: Simutenkov (19) Quill (37) Preki (70) Fabbro (73) |
| 10/02/2002 | Kansas City | W 5-2 | 14,713 | 2-1-0 | QTR Jones (2g) and Ruiz (2g) shred the Wizards defense as L.A. coasts into the semifinals |
| 10/05/2002 | Colorado | W 4-0 | 24,742 | 3-1-0 | SEM Colorado never challenges as Ruiz improves his playoff goal total to six |
| 10/09/2002 | at Colorado | W 1-0 | 12,367 | 4-1-0 | SEM LA: Ruiz (64) |
| 10/20/2002 | at New England | W 1-0 (OT) | 61,316 | 5-1-0 | FIN A record crowd watches Ruiz exorcise L.A.'s MLS Cup demons with 113th minute game-winner |

2001 LOS ANGELES GALAXY STATISTICS (14-7-5, 47 PTS.) THROUGH GAMES OF SEPTEMBER 8, 2001



sponsored by HERBALIFE

| UNF | POS | PLAYER | GP | GS | MIN | G | A | SHT | SOG | FC | FS | OFF | CK | C | E |
|-----|-----|------------------------|-----------|-----------|-------------|-----------|-----------|------------|------------|------------|------------|-----------|------------|-----------|----------|
| 15 | F | Luis Hernandez | 14 | 12 | 1189 | 8 | 3 | 45 | 29 | 27 | 43 | 23 | 1 | 6 | 0 |
| 11 | M | Sasha Victorine | 24 | 21 | 1758 | 7 | 5 | 46 | 24 | 19 | 35 | 19 | 0 | 0 | 0 |
| 13 | M | Cobi Jones | 22 | 22 | 1890 | 6 | 10 | 41 | 23 | 22 | 58 | 15 | 64 | 1 | 0 |
| 3 | D | Greg Vanney | 22 | 22 | 2032 | 6 | 3 | 21 | 14 | 32 | 11 | 0 | 23 | 8 | 0 |
| 17 | D | Ezra Hendrickson | 23 | 23 | 2132 | 5 | 3 | 34 | 13 | 45 | 14 | 6 | 1 | 5 | 0 |
| 8 | M | Peter Vagenas | 26 | 25 | 2197 | 3 | 3 | 22 | 7 | 52 | 29 | 1 | 12 | 2 | 0 |
| 23 | D | Danny Califf | 24 | 23 | 2161 | 3 | 1 | 14 | 7 | 58 | 23 | 0 | 0 | 9 | 0 |
| 10 | M | Mauricio Cienfuegos | 25 | 25 | 2229 | 2 | 7 | 35 | 14 | 27 | 49 | 4 | 16 | 3 | 0 |
| 18 | D | Adam Frye | 22 | 9 | 1065 | 2 | 2 | 17 | 9 | 16 | 15 | 3 | 0 | 1 | 0 |
| 30 | D | Alexi Lalas | 11 | 9 | 764 | 2 | 2 | 10 | 7 | 18 | 10 | 1 | 0 | 1 | 0 |
| 19 | F | Brian Mullan | 10 | 9 | 809 | 2 | 2 | 21 | 11 | 16 | 13 | 17 | 0 | 0 | 0 |
| 25 | F | Marvin Quijano | 12 | 9 | 730 | 2 | 2 | 16 | 11 | 15 | 26 | 5 | 1 | 1 | 0 |
| 12 | M | Simon Elliott | 21 | 21 | 1909 | 1 | 11 | 48 | 18 | 19 | 24 | 0 | 45 | 3 | 0 |
| 9 | F | Brian Ching | 8 | 1 | 228 | 1 | 1 | 4 | 2 | 6 | 1 | 2 | 0 | 0 | 0 |
| 20 | D | Paul Caligiuri | 24 | 21 | 1854 | 0 | 4 | 17 | 6 | 30 | 19 | 1 | 11 | 4 | 0 |
| 6 | D | Craig Waibel | 9 | 2 | 279 | 0 | 1 | 0 | 0 | 6 | 2 | 0 | 0 | 2 | 0 |
| 7 | F | Isaias Bardales Jr. | 12 | 1 | 270 | 0 | 0 | 6 | 3 | 7 | 16 | 2 | 0 | 0 | 0 |
| 16 | M | Alex Bengard | 3 | 0 | 56 | 0 | 0 | 1 | 1 | 1 | 0 | 0 | 0 | 0 | 0 |
| 22 | G | Kevin Hartman | 11 | 11 | 1007 | 0 | 0 | 0 | 0 | 0 | 4 | 0 | 0 | 0 | 0 |
| 6 | D | *Danny Pena | 10 | 5 | 568 | 0 | 0 | 6 | 2 | 15 | 11 | 0 | 0 | 4 | 0 |
| 1 | G | Matt Reis | 16 | 15 | 1405 | 0 | 0 | 0 | 0 | 1 | 1 | 0 | 1 | 0 | 0 |
| 21 | F | Jason Farrell | 0 | 0 | 0 | 0 | 0 | 0 | 0 | 0 | 0 | 0 | 0 | 0 | 0 |
| | | Own-goals received | 2 | | | | | | | | | | | | |
| | | Team totals | 26 | 26 | 2413 | 52 | 60 | 404 | 201 | 432 | 404 | 99 | 175 | 50 | 1 |
| | | Opponent totals | 26 | 26 | 2413 | 36 | 56 | 318 | 142 | 424 | 411 | 46 | 107 | 49 | 2 |

GAME-WINNING GOALS: Ezra Hendrickson 5, Luis Hernandez 3, Sasha Victorine 1, Marvin Quijano 1, Alexi Lalas 1, Simon Elliott 1, Danny Califf 1

GAME-WINNING ASSISTS: Cobi Jones 4, Greg Vanney 3, Luis Hernandez 2, Simon Elliott 2, Mauricio Cienfuegos 2, Paul Caligiuri 2, Sasha Victorine 1, Peter Vagenas 1

PENALTY KICK GOALS/ATTEMPTS: Greg Vanney 4-6, Luis Hernandez 1-1

LOS ANGELES GALAXY INDIVIDUAL GOALKEEPING

| UNF | POS | GOALKEEPER | GP | GS | MIN | SHTS | SV | GA | GAA | PG | PA | W | L | T | SO | RECORD |
|-----|-----|------------------------|-----------|-----------|-------------|------------|------------|-----------|-------------|----------|----------|-----------|-----------|----------|-----------|--------------|
| 22 | G | Kevin Hartman | 11 | 11 | 1007 | 66 | 48 | 14 | 1.25 | 0 | 1 | 6 | 4 | 1 | 4 | 2-0-1 |
| 1 | G | Matt Reis | 16 | 15 | 1405 | 76 | 52 | 22 | 1.41 | 2 | 2 | 8 | 3 | 4 | 6 | 1-0-4 |
| | | Team totals | 26 | 26 | 2413 | 142 | 100 | 36 | 1.34 | 2 | 3 | 14 | 7 | 5 | 10 | 3-0-5 |
| | | Opponent totals | 26 | 26 | 2413 | 201 | 142 | 52 | 1.94 | 5 | 7 | 7 | 14 | 5 | 4 | 0-3-5 |

* = Played with other teams in 2001. Only Los Angeles Galaxy statistics listed here.

2001 GAME BY GAME

| DATE | OPPONENT | RESULT | ATT. | W-L-T | POS. | PTS | NOTES: |
|------------|----------------|------------|--------|--------|------|-----|--|
| 04/07/2001 | San Jose | L 2-3 | 17,386 | 0-1-0 | T2 | 0 | Victorine and Frye score, but S.J. gets 3 first-half goals to win |
| 04/14/2001 | at Kansas City | L 1-2 | 13,042 | 0-2-0 | 4 | 0 | Vanney scores on PK rebound but K.C. holds on for win |
| 04/21/2001 | Colorado | W 1-0 | 12,749 | 1-2-0 | T2 | 3 | Hendrickson's goal all Reis needs to earn shutout victory |
| 04/28/2001 | at Colorado | W 3-2 | 8,309 | 2-2-0 | 2 | 6 | Jones gets 2 goals, Victorine 1 to bring L.A.'s record to .500 |
| 05/05/2001 | Kansas City | W2-1 (OT) | 13,471 | 3-2-0 | 2 | 9 | Califf nets golden-goal, Vanney converts PK in home win |
| 05/09/2001 | at Tampa Bay | T 4-4 (OT) | 6,056 | 3-2-1 | T1 | 10 | Mullan nets first two goals, Diallo gets 4 for T.B. to earn draw |
| 05/12/2001 | at MetroStars | L 0-2 | 21,561 | 3-3-1 | T1 | 10 | Goal, assist by Mathis drops the Galaxy |
| 05/19/2001 | Dallas | T 0-0 (OT) | 15,881 | 3-3-2 | 2 | 11 | Hernandez returns as Reis earns shutout against the Burn |
| 05/26/2001 | New England | W 2-0 | 12,249 | 4-3-2 | 2 | 14 | Hendrickson & Jones score as Reis earns shutout |
| 05/30/2001 | at Chicago | W 4-3 | 9,498 | 5-3-2 | 2 | 17 | Hernández gets game-winner in high-scoring contest |
| 06/02/2001 | at Columbus | T 1-1 (OT) | 15,174 | 5-3-3 | 2 | 18 | Quijano scores first MLS goal in tie on the road |
| 06/09/2001 | at San Jose | L 1-3 | 13,361 | 5-4-3 | 2 | 18 | Victorine scores lone goal for LA, Donovan tallies 2 times for S.J. |
| 06/13/2001 | Kansas City | W 4-0 | 4,827 | 6-4-3 | 2 | 21 | Quijano, Jones, Ching and Victorine get goals to down the champs |
| 06/16/2001 | at Miami | T 3-3 (OT) | 11,846 | 6-4-4 | 2 | 22 | Lalas, Cienfuegos, MIA own goal give LA a tie at the Eastern leaders |
| 06/23/2001 | MetroStars | W 2-0 | 13,844 | 7-4-4 | 2 | 25 | Hernández gets two goals in 2nd-half as LA gets 100th win all-time |
| 06/30/2001 | at Dallas | T 0-0 (OT) | 16,104 | 7-4-5 | 2 | 26 | Hartman gets start, 7 saves, shutout in Dallas heat |
| 07/04/2001 | Columbus | L 0-2 | 52,634 | 7-5-5 | 2 | 26 | West gets 2 late goals as LA is shut out for 2nd straight game |
| 07/07/2001 | at D.C. United | W 3-0 | 23,704 | 8-5-5 | T1 | 29 | Hendrickson, Hernández and Jones bring LA even with S.J. |
| 07/14/2001 | Miami | W 3-0 | 16,207 | 9-5-5 | T1 | 32 | Hernández, Frye & Vanney score to top best team in MLS |
| 07/17/2001 | at New England | L 2-3 | 12,391 | 9-6-5 | T1 | 32 | Hernández stays hot with 2 goals, LA cooled down visiting NE |
| 08/11/2001 | D.C. United | W 1-0 | 13,805 | 10-6-5 | 2 | 35 | Hendrickson hits his fourth game-winner as L.A. keeps the heat on S.J. |
| 08/15/2001 | at Kansas City | W 2-1 (OT) | 7,893 | 11-6-5 | 2 | 38 | Hendrickson's goal wins it for L.A. in the second overtime |
| 08/18/2001 | Tampa Bay | W 5-1 | 12,115 | 12-6-5 | 1 | 41 | Without Hernández, L.A. scores five unanswered to overtake S.J. |
| 08/25/2001 | Chicago | L 1-3 | 23,488 | 12-7-5 | 2 | 41 | Two goals from Beasley and a S.J. win drops the Galaxy to second |
| 09/01/2001 | Colorado | W 3-2 (OT) | 17,379 | 13-7-5 | 2 | 44 | A Lalas goal in OT wins it on Paul Caligiuri night at the Rose Bowl |
| 09/08/2001 | at Colorado | W 2-0 | 17,129 | 14-7-5 | 1 | 47 | Galaxy take control of first with goals from Elliott and Vagenas in Denver |

2001 LA GALAXY POSTSEASON STATISTICS (3-2-2, 11 PTS.) THROUGH GAMES OF OCTOBER 21, 2001



sponsored by HERBALIFE

| UNF | POS | PLAYER | GP | GS | MIN | G | A | SHT | SOG | FC | FS | OFF | CK | C | E |
|------------------------|-----|---------------------|----------|----------|------------|-----------|-----------|-----------|-----------|------------|------------|-----------|-----------|-----------|----------|
| 11 | M | Sasha Victorine | 7 | 7 | 594 | 3 | 1 | 12 | 8 | 12 | 19 | 1 | 0 | 0 | 0 |
| 15 | F | Luis Hernandez | 5 | 3 | 349 | 2 | 2 | 10 | 8 | 14 | 10 | 6 | 1 | 2 | 0 |
| 10 | M | Mauricio Cienfuegos | 7 | 7 | 646 | 2 | 1 | 12 | 5 | 14 | 9 | 2 | 1 | 1 | 0 |
| 18 | D | Adam Frye | 7 | 5 | 528 | 1 | 1 | 9 | 6 | 11 | 17 | 3 | 0 | 1 | 0 |
| 23 | D | Danny Califf | 6 | 6 | 546 | 1 | 0 | 6 | 3 | 18 | 3 | 0 | 0 | 1 | 1 |
| 20 | D | Paul Caligiuri | 6 | 6 | 526 | 1 | 0 | 3 | 2 | 10 | 2 | 0 | 0 | 2 | 1 |
| 8 | M | Peter Vagenas | 7 | 7 | 676 | 1 | 0 | 3 | 1 | 8 | 8 | 1 | 0 | 0 | 0 |
| 13 | M | Cobi Jones | 7 | 7 | 674 | 0 | 3 | 14 | 8 | 10 | 18 | 2 | 21 | 1 | 0 |
| 12 | M | Simon Elliott | 7 | 7 | 676 | 0 | 2 | 13 | 3 | 2 | 5 | 0 | 19 | 0 | 0 |
| 30 | D | Alexi Lalas | 5 | 2 | 200 | 0 | 2 | 1 | 1 | 5 | 0 | 1 | 0 | 0 | 0 |
| 22 | G | Kevin Hartman | 7 | 7 | 676 | 0 | 1 | 0 | 0 | 0 | 1 | 0 | 0 | 0 | 0 |
| 17 | D | Ezra Hendrickson | 7 | 5 | 456 | 0 | 1 | 8 | 0 | 8 | 2 | 0 | 0 | 0 | 0 |
| 19 | F | Brian Mullan | 4 | 1 | 109 | 0 | 1 | 0 | 0 | 2 | 2 | 0 | 0 | 0 | 0 |
| 3 | D | Greg Vanney | 6 | 6 | 536 | 0 | 1 | 2 | 0 | 9 | 7 | 0 | 0 | 2 | 1 |
| 9 | F | Brian Ching | 2 | 0 | 6 | 0 | 0 | 0 | 0 | 1 | 0 | 0 | 0 | 0 | 0 |
| 25 | F | Marvin Quijano | 1 | 0 | 25 | 0 | 0 | 0 | 0 | 1 | 0 | 0 | 0 | 0 | 0 |
| 6 | D | Craig Waibel | 3 | 1 | 127 | 0 | 0 | 2 | 0 | 2 | 0 | 0 | 0 | 0 | 0 |
| 7 | F | Isaias Bardales Jr. | 0 | 0 | 0 | 0 | 0 | 0 | 0 | 0 | 0 | 0 | 0 | 0 | 0 |
| 16 | M | Alex Bengard | 0 | 0 | 0 | 0 | 0 | 0 | 0 | 0 | 0 | 0 | 0 | 0 | 0 |
| 1 | G | Matt Reis | 0 | 0 | 0 | 0 | 0 | 0 | 0 | 0 | 0 | 0 | 0 | 0 | 0 |
| Team totals | | | 7 | 7 | 676 | 11 | 16 | 95 | 45 | 127 | 103 | 16 | 42 | 10 | 3 |
| Opponent totals | | | 7 | 7 | 676 | 11 | 18 | 98 | 32 | 110 | 123 | 20 | 39 | 17 | 2 |

GAME-WINNING GOALS: Peter Vagenas 1, Adam Frye 1, Mauricio Cienfuegos 1

GAME-WINNING ASSISTS: Brian Mullan 1, Alexi Lalas 1, Cobi Jones 1, Luis Hernandez 1

PENALTY KICK GOALS/ATTEMPTS: Luis Hernandez 0-1

LOS ANGELES GALAXY INDIVIDUAL GOALKEEPING

| UNF | GOALKEEPER | GP | GS | MIN | SHTS | SV | GA | GAA | PG | PA | W | L | T | SO | RECORD |
|------------------------|---------------|----------|----------|------------|-----------|-----------|-----------|-------------|----------|----------|----------|----------|----------|----------|--------------|
| 22 | Kevin Hartman | 7 | 7 | 676 | 32 | 19 | 11 | 1.46 | 0 | 0 | 3 | 2 | 2 | 1 | 2-1-2 |
| Team totals | | 7 | 7 | 676 | 32 | 19 | 11 | 1.46 | 0 | 0 | 3 | 2 | 2 | 1 | 2-1-2 |
| Opponent totals | | 7 | 7 | 676 | 45 | 31 | 11 | 1.46 | 0 | 1 | 2 | 3 | 2 | 0 | 1-2-2 |

2001 POSTSEASON GAME BY GAME

| DATE | OPPONENT | RESULT | ATT. | W-L-T | RD. NOTES: |
|------------|---------------|-----------|--------|-------|--|
| 09/23/2001 | MetroStars | T1-1 (OT) | 11,580 | 0-0-1 | QTR LA: Caligiuri (63); MET: Faria (29) |
| 09/26/2001 | at MetroStars | L 1-4 | 12,817 | 0-1-1 | QTR LA: Victorine (4); MET: Faria (72,80) Chung (75) Valencia (83) |
| 09/29/2001 | MetroStars | W4-2 (ST) | 6,154 | 1-1-1 | QTR LA: Victorine (21,33) Frye (56) Cienfuegos (98); MET: Villegas (49,61) |
| 10/10/2001 | at Chicago | T1-1 (OT) | 10,388 | 1-1-2 | SEM LA: Hernandez (44); CHI: Wynalda (32) |
| 10/13/2001 | Chicago | W1-0 (OT) | 10,100 | 2-1-2 | SEM LA: Vagenas (94) |
| 10/17/2001 | at Chicago | W2-1 (OT) | 13,444 | 3-1-2 | SEM LA: Califf (44) Cienfuegos (98); CHI: D. Beasley (30) |
| 10/21/2001 | San Jose | L1-2 (OT) | 21,626 | 3-2-2 | FIN LA: Hernandez (21); SJ: Donovan (43) De Rosario (96) |

2000 LA GALAXY STATISTICS (14-10-8, 50 PTS.) THROUGH GAMES OF SEPTEMBER 8, 2000

| UNF | POS | PLAYER | GP | GS | MIN | G | A | SHT | SOG | FC | FS | OFF | CK | C | E |
|-----|-----|------------------------|-----------|-----------|-------------|-----------|-----------|------------|------------|------------|------------|------------|------------|-----------|----------|
| 13 | M | Cobi Jones | 25 | 25 | 2291 | 7 | 6 | 46 | 24 | 30 | 67 | 18 | 49 | 6 | 0 |
| 3 | D | Greg Vanney | 27 | 27 | 2526 | 6 | 2 | 25 | 14 | 40 | 27 | 0 | 80 | 6 | 0 |
| 12 | M | Simon Elliott | 28 | 27 | 2497 | 5 | 5 | 51 | 22 | 22 | 33 | 1 | 1 | 1 | 0 |
| 10 | M | Mauricio Cienfuegos | 28 | 28 | 2612 | 4 | 7 | 45 | 18 | 38 | 57 | 6 | 23 | 4 | 0 |
| 15 | F | Luis Hernandez | 16 | 15 | 1407 | 4 | 6 | 64 | 24 | 38 | 36 | 27 | 1 | 5 | 0 |
| 26 | M | Sebastien Vorbe | 19 | 10 | 915 | 4 | 0 | 18 | 7 | 24 | 18 | 3 | 0 | 1 | 0 |
| 11 | M | Sasha Victorine | 26 | 21 | 1953 | 3 | 6 | 35 | 17 | 37 | 37 | 11 | 0 | 0 | 0 |
| 20 | D | Paul Caligiuri | 28 | 24 | 2212 | 3 | 4 | 18 | 9 | 36 | 29 | 2 | 0 | 3 | 0 |
| 14 | M | *Clint Mathis | 8 | 8 | 724 | 3 | 1 | 33 | 16 | 9 | 11 | 10 | 1 | 0 | 0 |
| 15 | M | Peter Vagenas | 16 | 12 | 1044 | 3 | 1 | 13 | 7 | 17 | 18 | 2 | 22 | 0 | 0 |
| 17 | D | Ezra Hendrickson | 22 | 20 | 1867 | 1 | 3 | 18 | 5 | 40 | 26 | 1 | 0 | 3 | 3 |
| 23 | D | Danny Califf | 18 | 16 | 1518 | 1 | 1 | 9 | 4 | 35 | 15 | 2 | 0 | 6 | 0 |
| 9 | F | Seth George | 14 | 5 | 459 | 1 | 0 | 13 | 6 | 13 | 9 | 12 | 0 | 1 | 0 |
| 5 | M | Brian Kelly (TOT) | 18 | 6 | 641 | 1 | 0 | 10 | 4 | 8 | 8 | 7 | 8 | 1 | 0 |
| 5 | M | Brian Kelly (LA) | 11 | 3 | 425 | 0 | 0 | 4 | 1 | 4 | 4 | 4 | 7 | 0 | 0 |
| 2 | D | Danny Pena | 14 | 14 | 1197 | 1 | 0 | 18 | 5 | 10 | 20 | 0 | 0 | 3 | 0 |
| 7 | M | Zak Ibsen | 27 | 15 | 1516 | 0 | 4 | 25 | 12 | 29 | 20 | 5 | 1 | 3 | 0 |
| 21 | M | *Roy Myers | 8 | 8 | 701 | 0 | 1 | 12 | 6 | 21 | 23 | 4 | 1 | 1 | 0 |
| 16 | D | *Joe Franchino | 8 | 7 | 600 | 0 | 0 | 5 | 0 | 13 | 8 | 0 | 0 | 1 | 0 |
| 4 | D | Robin Fraser | 25 | 24 | 2244 | 0 | 0 | 7 | 1 | 35 | 17 | 0 | 0 | 5 | 1 |
| 18 | D | Adam Frye | 6 | 3 | 238 | 0 | 0 | 1 | 0 | 4 | 6 | 0 | 0 | 0 | 0 |
| 22 | G | Kevin Hartman | 26 | 26 | 2422 | 0 | 0 | 0 | 0 | 1 | 9 | 0 | 0 | 1 | 0 |
| 5 | D | *Steve Jolley | 1 | 0 | 4 | 0 | 0 | 0 | 0 | 0 | 0 | 0 | 0 | 0 | 0 |
| 14 | M | Ivan Polic | 12 | 4 | 378 | 0 | 0 | 6 | 2 | 12 | 6 | 0 | 0 | 1 | 0 |
| 25 | F | Marvin Quijano | 5 | 1 | 185 | 0 | 0 | 5 | 1 | 2 | 4 | 5 | 0 | 0 | 0 |
| 1 | G | Matt Reis | 6 | 6 | 559 | 0 | 0 | 0 | 0 | 1 | 2 | 0 | 0 | 1 | 0 |
| 6 | M | Jorge Salcedo | 5 | 3 | 251 | 0 | 0 | 1 | 1 | 5 | 1 | 0 | 0 | 1 | 0 |
| 29 | F | Sheldon Thomas | 1 | 0 | 9 | 0 | 0 | 0 | 0 | 0 | 1 | 0 | 0 | 0 | 0 |
| 24 | G | Peter Van Deven | 0 | 0 | 0 | 0 | 0 | 0 | 0 | 0 | 0 | 0 | 0 | 0 | 0 |
| | | Own-goals received | 1 | | | | | | | | | | | | |
| | | Team totals | 32 | 32 | 2980 | 47 | 47 | 472 | 202 | 516 | 504 | 113 | 186 | 53 | 4 |
| | | Opponent totals | 32 | 32 | 2980 | 37 | 52 | 412 | 157 | 522 | 500 | 100 | 158 | 71 | 4 |

GAME-WINNING GOALS: Greg Vanney 4, Clint Mathis 2, Cobi Jones 2, Simon Elliott 2, Mauricio Cienfuegos 2, Sebastien Vorbe 1, Danny Califf 1

GAME-WINNING ASSISTS: Luis Hernandez 3, Sasha Victorine 2, Greg Vanney 2, Cobi Jones 2, Ezra Hendrickson 2, Peter Vagenas 1, Zak Ibsen 1, Simon Elliott 1, Mauricio Cienfuegos 1, Paul Caligiuri 1

PENALTY KICK GOALS/ATTEMPTS: Greg Vanney 5-6, Luis Hernandez 1-1

LOS ANGELES GALAXY INDIVIDUAL GOALKEEPING

| UNF | POS | GOALKEEPER | GP | GS | MIN | SHTS | SV | GA | GAA | PG | PA | W | L | T | SO | RECORD |
|-----|-----|------------------------|-----------|-----------|-------------|------------|------------|-----------|-------------|----------|----------|-----------|-----------|----------|----------|--------------|
| 22 | G | Kevin Hartman | 26 | 26 | 2422 | 126 | 91 | 27 | 1.00 | 2 | 4 | 12 | 7 | 7 | 7 | 0-2-7 |
| 1 | G | Matt Reis | 6 | 6 | 559 | 31 | 21 | 10 | 1.61 | 1 | 2 | 2 | 3 | 1 | 1 | 1-0-1 |
| | | Team totals | 32 | 32 | 2980 | 157 | 112 | 37 | 1.12 | 3 | 6 | 14 | 10 | 8 | 8 | 1-2-8 |
| | | Opponent totals | 32 | 32 | 2980 | 202 | 142 | 47 | 1.42 | 6 | 7 | 10 | 14 | 8 | 8 | 2-1-8 |

* = Played with other teams in 2000. Only Los Angeles Galaxy statistics listed here.



sponsored by HERBALIFE

2000 GAME BY GAME

| DATE | OPPONENT | RESULT | ATT. | W-L-T | POS. | PTS | NOTES: |
|------------|----------------|------------|--------|--------|------|-----|--|
| 03/18/2000 | Colorado | W 2-1 | 24,831 | 1-0-0 | 1 | 3 | Vanney's 74th minute PK lifts the Galaxy to victory, Jones scores the first (60') |
| 03/25/2000 | at D.C. United | W 4-0 | 24,147 | 2-0-0 | 1 | 6 | Jones (2 g) and Victorine (1g, 2a), make DC's opener one to forget |
| 04/01/2000 | New England | T2-2 (OT) | 19,878 | 2-0-1 | 1 | 7 | Goals from Jones and Cienfuegos seven minutes apart salvage a draw for LA |
| 04/08/2000 | at Columbus | T2-2 (OT) | 10,797 | 2-0-2 | 1 | 8 | Mathis 87th minute header forces OT, wasting a two goal effort from Washington |
| 04/15/2000 | Dallas | W 2-1 | 16,241 | 3-0-2 | 1 | 11 | DAL falls in LA for the eighth straight time, Mathis' 67th minute goal decides it |
| 04/22/2000 | Miami | W 2-0 | 16,885 | 4-0-2 | 2 | 14 | Chances are few for MIA, as a 3rd minute Vanney PK proves to be the game-winner |
| 04/29/2000 | at MetroStars | W 1-0 | 16,711 | 5-0-2 | 2 | 17 | Elliot scores the lone goal in first half stoppage time to take three points on the road |
| 05/06/2000 | Kansas City | T 0-0 (OT) | 17,098 | 5-0-3 | 2 | 18 | Neither team can establish dominance in the battle of unbeaten, KC remains in first |
| 05/13/2000 | at Dallas | T 1-1 (OT) | 20,417 | 5-0-4 | 2 | 19 | Caligiuri scores unassisted in the 55th minute to negate Kreis first half tally |
| 05/17/2000 | at San Jose | T 0-0 (OT) | 12,692 | 5-0-5 | 2 | 20 | 10 saves from Hartman keep LA unbeaten, but the Galaxy can't dent the net |
| 05/20/2000 | D.C. United | W 2-1 | 40,303 | 6-0-5 | 2 | 23 | Hernández plays 71 in his debut and has a hand in both LA goals, leaves to ovation |
| 05/24/2000 | at New England | L 1-2 | 31,113 | 6-1-5 | 2 | 23 | NE's Chronopoulos strikes twice, Vagenas gets LA's tally late, Hernández unavailable |
| 05/27/2000 | San Jose | T 1-1 (OT) | 17,831 | 6-1-6 | 2 | 24 | Elliot puts LA on the board first, but SJ's Solis answers 10 minutes later to equalize |
| 06/03/2000 | MetroStars | L 0-2 | 16,876 | 6-2-6 | 2 | 24 | Mathis and Myers haunt their former mates, they combine for a goal and an assist |
| 06/10/2000 | at Colorado | L 0-1 (OT) | 13,431 | 6-3-6 | 2 | 24 | A bizarre goal by Agogo in OT stuns LA at Mile High, Hendrickson ejected (72') |
| 06/17/2000 | Tampa Bay | W 2-1 | 14,603 | 7-3-6 | 2 | 27 | Califf blankets Diallo, scores the 40th minute game-winner, LA gets first win in five |
| 06/21/2000 | Chicago | T 1-1 (OT) | 10,271 | 7-3-7 | 2 | 28 | Late goals from Wolff (75') and Vanney (89') leave nothing resolved |
| 06/24/2000 | at Kansas City | L 0-2 | 15,088 | 7-4-7 | 2 | 28 | Meola (4 saves) gets little work on his way to a league record 12th shutout |
| 06/28/2000 | at D.C. United | W 2-1 | 17,486 | 8-4-7 | 2 | 31 | Jones nets three points, and heads a potential game-tying goal off the line |
| 07/01/2000 | at Dallas | L 2-4 | 19,644 | 8-5-7 | 2 | 31 | Hernández get his first MLS goal, but DAL's Graziani and Kreis rule the day |
| 07/04/2000 | Columbus | W 1-0 | 53,844 | 9-5-7 | 2 | 34 | LA dominates, but gets only a 4th minute goal by Cienfuegos for their efforts |
| 07/08/2000 | at Miami | W 5-3 | 8,212 | 10-5-7 | 2 | 37 | Hernández and Jones combine for three goals and one assist, LA lead 4-0 |
| 07/15/2000 | D.C. United | L 1-2 | 15,714 | 10-6-7 | 2 | 37 | LA's bid for a four-game sweep is dashed by DC's Marino and Wood |
| 07/22/2000 | at Tampa Bay | L 0-2 | 9,342 | 10-7-7 | 2 | 37 | TB's Trittschuh and Diallo score in the final 10 minutes |
| 08/05/2000 | at Kansas City | W 5-1 | 10,503 | 11-7-7 | 2 | 40 | Cienfuegos (2g, 1a) and Hernandez (1g, 2a) dominate KC on their home turf |
| 08/12/2000 | Kansas City | T 1-1 (OT) | 33,112 | 11-7-8 | 2 | 41 | KC losses McKeon to a red card (40'), then holds on to earn the road draw |
| 08/16/2000 | Colorado | W 1-0(OT) | 5,187 | 12-7-8 | 2 | 44 | A flurry of blocked shots finally led to Vanney's OT game-winner |
| 08/19/2000 | at Chicago | L 1-2 | 20,248 | 12-8-8 | 2 | 44 | A heated match sees Fraser ejected, Whitfield gets the 75th minute game-winner |

| | | | | | | | |
|------------|-------------|------------|--------|---------|----|----|---|
| 08/26/2000 | at San Jose | W 3-0 | 15,683 | 13-8-8 | 2 | 47 | Elliot goes for two as Hartman returns from injury and LA clinches a playoff berth |
| 08/30/2000 | San Jose | W 2-1 | 11,974 | 14-8-8 | T1 | 50 | In a return match, Vorbe scores in stoppage time to nullify a late Brose goal (90') |
| 09/06/2000 | Dallas | L 0-1 | 11,744 | 14-9-8 | 2 | 50 | DAL's Rodriguez scores the lone goal, assuring LA of a four or five seed |
| 09/08/2000 | at Colorado | L 0-1 (OT) | 18,571 | 14-10-8 | 2 | 50 | Playing with desperation, COL makes the postseason when Bravo nets the OT goal |

2000 LOS ANGELES GALAXY POSTSEASON STATISTICS (3-1-1, 10 PTS.) THROUGH GAMES OF OCTOBER 6, 2000

| UNF | POS | PLAYER | GP | GS | MIN | G | A | SHT | SOG | FC | FS | OFF | CK | C | E |
|------------------------|-----|---------------------|----------|----------|------------|----------|-----------|-----------|-----------|-----------|-----------|-----------|-----------|----------|----------|
| 13 | M | Cobi Jones | 5 | 5 | 466 | 2 | 2 | 10 | 5 | 7 | 9 | 2 | 11 | 1 | 0 |
| 15 | F | Luis Hernandez | 5 | 5 | 459 | 1 | 3 | 11 | 5 | 13 | 9 | 17 | 0 | 2 | 0 |
| 10 | M | Mauricio Cienfuegos | 5 | 5 | 469 | 1 | 2 | 9 | 5 | 8 | 6 | 3 | 15 | 1 | 0 |
| 17 | D | Ezra Hendrickson | 5 | 5 | 469 | 1 | 1 | 3 | 2 | 12 | 3 | 2 | 0 | 1 | 0 |
| 3 | D | Greg Vanney | 5 | 5 | 469 | 1 | 1 | 2 | 1 | 14 | 1 | 0 | 0 | 1 | 0 |
| 23 | D | Danny Califf | 2 | 1 | 144 | 1 | 0 | 2 | 1 | 4 | 3 | 0 | 0 | 0 | 0 |
| 5 | M | Brian Kelly (TOT) | 4 | 4 | 298 | 1 | 0 | 9 | 3 | 5 | 1 | 3 | 0 | 0 | 0 |
| 5 | M | Brian Kelly (LA) | 4 | 4 | 298 | 1 | 0 | 9 | 3 | 5 | 1 | 3 | 0 | 0 | 0 |
| 12 | M | Simon Elliott | 5 | 5 | 469 | 0 | 1 | 2 | 0 | 4 | 6 | 1 | 0 | 1 | 0 |
| 20 | D | Paul Caligiuri | 5 | 5 | 469 | 0 | 0 | 1 | 0 | 6 | 12 | 0 | 0 | 0 | 0 |
| 4 | D | Robin Fraser | 5 | 5 | 469 | 0 | 0 | 1 | 0 | 5 | 2 | 0 | 0 | 1 | 0 |
| 18 | D | Adam Frye | 2 | 0 | 18 | 0 | 0 | 0 | 0 | 0 | 1 | 1 | 0 | 0 | 0 |
| 22 | G | Kevin Hartman | 5 | 5 | 418 | 0 | 0 | 0 | 0 | 0 | 1 | 0 | 0 | 0 | 0 |
| 7 | M | Zak Ibsen | 4 | 4 | 325 | 0 | 0 | 4 | 1 | 8 | 5 | 0 | 0 | 0 | 0 |
| 25 | F | Marvin Quijano | 1 | 0 | 1 | 0 | 0 | 0 | 0 | 0 | 0 | 2 | 0 | 0 | 0 |
| 1 | G | Matt Reis | 1 | 0 | 51 | 0 | 0 | 0 | 0 | 0 | 0 | 0 | 0 | 0 | 0 |
| 11 | M | Sasha Victorine | 2 | 1 | 134 | 0 | 0 | 2 | 1 | 1 | 5 | 0 | 0 | 0 | 0 |
| 26 | M | Sebastien Vorbe | 3 | 0 | 31 | 0 | 0 | 0 | 0 | 3 | 0 | 1 | 0 | 0 | 0 |
| 9 | F | Seth George | 0 | 0 | 0 | 0 | 0 | 0 | 0 | 0 | 0 | 0 | 0 | 0 | 0 |
| 14 | M | Ivan Polic | 0 | 0 | 0 | 0 | 0 | 0 | 0 | 0 | 0 | 0 | 0 | 0 | 0 |
| 6 | M | Jorge Salcedo | 0 | 0 | 0 | 0 | 0 | 0 | 0 | 0 | 0 | 0 | 0 | 0 | 0 |
| 15 | M | Peter Vagenas | 0 | 0 | 0 | 0 | 0 | 0 | 0 | 0 | 0 | 0 | 0 | 0 | 0 |
| Team totals | | | 5 | 5 | 469 | 8 | 10 | 56 | 24 | 90 | 64 | 32 | 26 | 8 | 0 |
| Opponent totals | | | 5 | 5 | 469 | 5 | 4 | 73 | 25 | 66 | 86 | 14 | 37 | 8 | 0 |

GAME-WINNING GOALS: Greg Vanney 1, Luis Hernandez 1, Danny Califf 1

GAME-WINNING ASSISTS: Cobi Jones 1, Mauricio Cienfuegos 1

PENALTY KICK GOALS/ATTEMPTS: Greg Vanney 1-1

LOS ANGELES GALAXY INDIVIDUAL GOALKEEPING

| UNF | GOALKEEPER | GP | GS | MIN | SHTS | SV | GA | GAA | PG | PA | W | L | T | SO | RECORD |
|------------------------|---------------|----------|----------|------------|-----------|-----------|----------|-------------|----------|----------|----------|----------|----------|----------|--------------|
| 1 | Matt Reis | 1 | 0 | 51 | 0 | 0 | 0 | 0.00 | 0 | 0 | 1 | 0 | 0 | 1 | 0-0-0 |
| 22 | Kevin Hartman | 5 | 5 | 418 | 25 | 20 | 5 | 1.08 | 1 | 1 | 2 | 1 | 1 | 1 | 1-0-1 |
| Team totals | | 5 | 5 | 469 | 25 | 20 | 5 | 0.96 | 1 | 1 | 3 | 1 | 1 | 2 | 1-0-1 |
| Opponent totals | | 5 | 5 | 469 | 24 | 15 | 8 | 1.54 | 1 | 1 | 1 | 3 | 1 | 2 | 0-1-1 |



1999 LA GALAXY STATISTICS (20-12-0, 54 PTS.) THROUGH GAMES OF OCTOBER 9, 1999

| UNF | POS | PLAYER | GP | GS | MIN | G | A | SHT | SOG | FC | FS | OFF | CK | C | E |
|--------------------|-----|---------------------|----|----|------|----|----|-----|-----|-----|-----|-----|-----|----|---|
| 13 | M | Cobi Jones | 28 | 28 | 2488 | 8 | 8 | 62 | 32 | 34 | 80 | 32 | 32 | 4 | 0 |
| 27 | F | Carlos Hermosillo | 16 | 16 | 1280 | 8 | 3 | 38 | 24 | 19 | 15 | 24 | 0 | 3 | 0 |
| 23 | M | Clint Mathis | 27 | 20 | 1890 | 7 | 6 | 63 | 19 | 22 | 26 | 14 | 4 | 1 | 1 |
| 21 | M | Roy Myers (TOT) | 26 | 23 | 1970 | 4 | 7 | 28 | 17 | 50 | 55 | 9 | 7 | 6 | 0 |
| 21 | M | Roy Myers (LA) | 19 | 17 | 1418 | 4 | 6 | 21 | 15 | 39 | 37 | 7 | 5 | 4 | 0 |
| 17 | D | Ezra Hendrickson | 26 | 19 | 1708 | 4 | 3 | 16 | 9 | 36 | 10 | 3 | 0 | 3 | 0 |
| 10 | M | Mauricio Cienfuegos | 30 | 29 | 2621 | 3 | 17 | 42 | 17 | 29 | 53 | 4 | 1 | 4 | 0 |
| 17 | M | Zak Ibsen | 23 | 9 | 822 | 3 | 1 | 16 | 9 | 10 | 6 | 1 | 3 | 2 | 0 |
| 12 | M | Simon Elliott | 23 | 18 | 1691 | 2 | 5 | 26 | 8 | 17 | 14 | 2 | 4 | 2 | 0 |
| 2 | D | Danny Pena | 27 | 27 | 2276 | 2 | 5 | 34 | 10 | 55 | 35 | 0 | 0 | 10 | 0 |
| 5 | D | Steve Jolley | 25 | 21 | 1940 | 2 | 1 | 10 | 5 | 27 | 15 | 1 | 0 | 2 | 0 |
| 29 | F | Seth George | 9 | 1 | 201 | 2 | 0 | 5 | 5 | 5 | 3 | 7 | 0 | 1 | 0 |
| 3 | M | Greg Vanney | 31 | 31 | 2790 | 1 | 7 | 34 | 9 | 39 | 26 | 1 | 109 | 3 | 0 |
| 5 | D | Paul Caligiuri | 27 | 27 | 2275 | 1 | 1 | 14 | 2 | 39 | 34 | 0 | 2 | 5 | 1 |
| 16 | D | Joe Franchino | 25 | 16 | 1316 | 0 | 3 | 14 | 5 | 26 | 18 | 1 | 0 | 2 | 0 |
| 4 | D | Robin Fraser | 24 | 23 | 2096 | 0 | 1 | 1 | 1 | 23 | 10 | 0 | 0 | 1 | 0 |
| 25 | F | Marvin Quijano | 7 | 1 | 167 | 0 | 1 | 4 | 1 | 3 | 5 | 4 | 1 | 1 | 0 |
| 7 | M | Jorge Salcedo (TOT) | 19 | 12 | 1178 | 0 | 1 | 8 | 2 | 15 | 16 | 0 | 0 | 0 | 0 |
| 7 | M | Jorge Salcedo (LA) | 3 | 0 | 70 | 0 | 0 | 1 | 0 | 0 | 0 | 0 | 0 | 0 | 0 |
| 11 | F | *Welton | 9 | 7 | 638 | 0 | 1 | 8 | 7 | 15 | 8 | 12 | 17 | 2 | 0 |
| 8 | F | Jose Botello | 1 | 0 | 13 | 0 | 0 | 0 | 0 | 0 | 0 | 1 | 0 | 0 | 0 |
| 6 | D | Gabe Eastman | 1 | 0 | 3 | 0 | 0 | 0 | 0 | 0 | 0 | 0 | 0 | 0 | 0 |
| 22 | G | Kevin Hartman | 32 | 32 | 2870 | 0 | 0 | 0 | 0 | 1 | 6 | 0 | 0 | 1 | 0 |
| 23 | M | *Daniel Hernandez | 12 | 9 | 853 | 0 | 0 | 13 | 6 | 12 | 23 | 0 | 0 | 2 | 0 |
| 18 | M | *Lawrence Lozzano | 6 | 1 | 189 | 0 | 0 | 2 | 1 | 6 | 1 | 1 | 0 | 0 | 0 |
| 1 | G | Matt Reis | 1 | 0 | 10 | 0 | 0 | 0 | 0 | 0 | 0 | 0 | 0 | 0 | 0 |
| 31 | G | David Winner (TOT) | 8 | 7 | 631 | 0 | 0 | 0 | 0 | 0 | 1 | 0 | 1 | 1 | 0 |
| 31 | G | David Winner (LA) | 0 | 0 | 0 | 0 | 0 | 0 | 0 | 0 | 0 | 0 | 0 | 0 | 0 |
| 15 | M | Jaime Estupinan | 0 | 0 | 0 | 0 | 0 | 0 | 0 | 0 | 0 | 0 | 0 | 0 | 0 |
| 15 | G | Mike Littman | 0 | 0 | 0 | 0 | 0 | 0 | 0 | 0 | 0 | 0 | 0 | 0 | 0 |
| 15 | G | Bill May | 0 | 0 | 0 | 0 | 0 | 0 | 0 | 0 | 0 | 0 | 0 | 0 | 0 |
| 9 | D | Jose Vasquez | 0 | 0 | 0 | 0 | 0 | 0 | 0 | 0 | 0 | 0 | 0 | 0 | 0 |
| 1 | G | Jim Welch (TOT) | 0 | 0 | 0 | 0 | 0 | 0 | 0 | 0 | 0 | 0 | 0 | 0 | 0 |
| 1 | G | Jim Welch (LA) | 0 | 0 | 0 | 0 | 0 | 0 | 0 | 0 | 0 | 0 | 0 | 0 | 0 |
| Own-goals received | | | 2 | | | | | | | | | | | | |
| Team totals | | | 32 | 32 | 2880 | 49 | 69 | 424 | 185 | 457 | 425 | 115 | 178 | 53 | 2 |
| Opponent totals | | | 32 | 32 | 2880 | 29 | 32 | 369 | 151 | 446 | 433 | 84 | 146 | 54 | 2 |

GAME-WINNING GOALS: Cobi Jones 3, Ezra Hendrickson 3, Roy Myers 2, Clint Mathis 2, Steve Jolley 2, Simon Elliott 2, Zak Ibsen 1, Mauricio Cienfuegos 1, Paul Caligiuri 1

GAME-WINNING ASSISTS: Mauricio Cienfuegos 8, Greg Vanney 3, Roy Myers 3, Carlos Hermosillo 3, Clint Mathis 2, Cobi Jones 2, Danny Pena 1, Robin Fraser 1, Simon Elliott 1

PENALTY KICK GOALS/ATTEMPTS: Mauricio Cienfuegos 0-2, Greg Vanney 1-1, Cobi Jones 0-1

LOS ANGELES GALAXY INDIVIDUAL GOALKEEPING

| UNF | POS | GOALKEEPER | GP | GS | MIN | SHTS | SV | GA | GAA | PG | PA | W | L | T | SO |
|-----------------|-----|--------------------|----|----|------|------|-----|----|------|----|----|----|----|---|----|
| 1 | G | Matt Reis | 1 | 0 | 10 | 1 | 1 | 0 | 0.00 | 0 | 0 | 0 | 0 | 0 | 0 |
| 22 | G | Kevin Hartman | 32 | 32 | 2870 | 150 | 118 | 29 | 0.91 | 3 | 4 | 20 | 12 | 0 | 11 |
| 31 | G | David Winner (TOT) | 8 | 7 | 631 | 42 | 27 | 13 | 1.85 | 1 | 3 | 3 | 5 | 0 | 0 |
| Team totals | | | 32 | 32 | 2880 | 151 | 119 | 29 | 0.91 | 3 | 4 | 20 | 12 | 0 | 11 |
| Opponent totals | | | 32 | 32 | 2880 | 185 | 127 | 49 | 1.53 | 1 | 4 | 12 | 20 | 0 | 8 |

* = Played with other teams in

1999. Only Los Angeles Galaxy statistics listed here.

1999 GAME BY GAME

| DATE | OPPONENT | RESULT | ATT. | W-L-T | POS. | PTS | NOTES: |
|------------|----------------|--------|--------|---------|------|-----|--|
| 03/20/1999 | Colorado | W 2-1 | 17,343 | 1-0-0 | 3 | 1 | Mathis scores in regulation and in the shootout as Galaxy open season |
| 03/28/1999 | Dallas | W 1-0 | 27,034 | 2-0-0 | 3 | 2 | Hartman makes four regulation saves and two in the shootout for win |
| 04/03/1999 | at San Jose | L 1-2 | 12,017 | 2-1-0 | T3 | 2 | Mathis' 86th-minute equalizer forces third consecutive Galaxy shootout |
| 04/08/1999 | Columbus | L 1-2 | 4,825 | 2-2-0 | T3 | 2 | Cienfuegos and Hendrickson assist on Jones goal, but another tiebreaker looms |
| 04/17/1999 | at Chicago | L 0-1 | 9,972 | 2-3-0 | 5 | 2 | Galaxy fall below .500 for the first time since Sept. 1997 in Zambrano's last game |
| 04/24/1999 | San Jose | W 1-0 | 16,700 | 3-3-0 | 3 | 5 | Caligiuri game-winner in 58th minute leads Galaxy to victory |
| 05/01/1999 | at MetroStars | W 1-0 | 13,778 | 4-3-0 | 4 | 6 | Four Hartman saves in his third shutout give Schmid first MLS coaching win |
| 05/08/1999 | at Kansas City | L 1-2 | 8,287 | 4-4-0 | 4 | 6 | Pena goal in 37th minute not enough as Galaxy drop road decision |
| 05/15/1999 | Tampa Bay | L 0-1 | 11,378 | 4-5-0 | 4 | 6 | Galaxy outshoot Mutiny 20-7, but offense continues to struggle |
| 05/23/1999 | New England | W 1-0 | 7,581 | 5-5-0 | 4 | 9 | Vanney assist fellow defender Jolley for lone Galaxy goal; Hartman needs just 1 save |
| 05/29/1999 | at Columbus | L 1-2 | 16,596 | 5-6-0 | 4 | 9 | Jones' goal wasted as equalizer allowed with just two minutes remaining |
| 06/06/1999 | Kansas City | W 1-0 | 6,871 | 6-6-0 | 4 | 12 | Mathis scores game-winner in |
| 06/12/1999 | Chicago | W 2-1 | 18,102 | 7-6-0 | 4 | 15 | Hermosillo scores in '99 debut and rookie Elliott gets 1g, 1a for first MLS points |
| 06/19/1999 | at D.C. United | W 2-1 | 21,138 | 8-6-0 | 4 | 18 | Cienfuegos nets winner with 6 ticks remaining; Myers assists Hermosillo as well |
| 06/27/1999 | at Tampa Bay | W 4-2 | 10,091 | 9-6-0 | T3 | 21 | Mathis scores two, Cienfuegos and Hermosillo also strike as LA scores 4 unanswered |
| 07/04/1999 | Miami | L 1-2 | 60,433 | 9-7-0 | 4 | 21 | Myers' first MLS goal erased as Welton stings former Galaxy teammates |
| 07/11/1999 | at New England | W 5-2 | 14,323 | 10-7-0 | 4 | 24 | Myers nets game-winner as five different Galaxy players score |
| 07/25/1999 | Kansas City | W 2-1 | 8,929 | 11-7-0 | 4 | 27 | Mathis scores 33 seconds in and Hendrickson notches game-winner |
| 07/28/1999 | at Colorado | L 0-1 | 5,018 | 11-8-0 | 4 | 27 | Galaxy miss opportunity to move ahead of Dallas and Chicago |
| 07/31/1999 | at Chicago | W 1-0 | 21,331 | 12-8-0 | 2 | 30 | Mathis and Myers assist on Elliott game-winner to move into second place |
| 08/07/1999 | at San Jose | W 4-1 | 15,648 | 13-8-0 | 2 | 33 | Ibsen, George, Cienfuegos and Jones each find the back of the net |
| 08/14/1999 | Dallas | W 2-0 | 14,635 | 14-8-0 | 2 | 36 | Hendrickson game-winner and Hartman's eighth shutout lead to win over Burn |
| 08/21/1999 | MetroStars | W 4-1 | 12,045 | 15-8-0 | 2 | 39 | Two Hermosillo goals and two Ibsen scores lead Galaxy |
| 08/28/1999 | at Dallas | L 0-1 | 14,033 | 15-9-0 | 3 | 39 | Eight Hartman saves one fewer than needed for win |
| 09/01/1999 | San Jose | W 3-1 | 8,662 | 16-9-0 | T1 | 42 | Two Myers goals and Vanney PK elevate Galaxy to within one point of Rapids |
| 09/04/1999 | at Miami | W 2-1 | 12,421 | 17-9-0 | 1 | 45 | Jones nets game-winner as Galaxy win five of seven to move into first place |
| 09/11/1999 | Chicago | W 1-0 | 28,316 | 18-9-0 | 1 | 48 | Jones' 85th-minute goal gives Los Angeles third win in four games vs. Fire |
| 09/18/1999 | at Colorado | L 0-1 | 8,952 | 18-10-0 | 1 | 48 | Galaxy attack can't solve Feuer as three-game win streak snapped |
| 09/25/1999 | D.C. United | L 0-2 | 29,161 | 18-11-0 | 1 | 48 | D.C. United "B" team shuts out Galaxy at Rose Bowl |



sponsored by HERBALIFE

| | | | | | | |
|------------|----------------|-------|--------|-----------|----|--|
| 09/29/1999 | Colorado | W 4-0 | 10,098 | 19-11-0 1 | 51 | Two Jones goals and one each by Jolley and George wake up Galaxy attack |
| 10/03/1999 | at Dallas | L 3-4 | 13,208 | 19-12-0 1 | 51 | Mathis assists on two Hermosillo goals, but 3-1 halftime lead squandered |
| 10/09/1999 | at Kansas City | W 1-0 | 14,845 | 20-12-0 1 | 54 | Hendrickson notches game-winner and Hartman records 11th clean sheet |

1999 LA GALAXY POSTSEASON STATISTICS (4-2-0, 12 PTS.) THROUGH GAMES OF NOVEMBER 21, 1999

| UNF | POS | PLAYER | GP | GS | MIN | G | A | SHT | SOG | FC | FS | OFF | CK | C | E |
|------------------------|-----|---------------------|----------|----------|------------|-----------|-----------|-----------|-----------|------------|------------|-----------|-----------|-----------|----------|
| 27 | F | Carlos Hermosillo | 5 | 5 | 421 | 3 | 0 | 7 | 4 | 14 | 3 | 9 | 0 | 0 | 0 |
| 10 | M | Mauricio Cienfuegos | 6 | 6 | 540 | 2 | 3 | 12 | 4 | 6 | 17 | 0 | 1 | 2 | 0 |
| 17 | D | Ezra Hendrickson | 6 | 6 | 540 | 2 | 1 | 4 | 4 | 9 | 6 | 0 | 0 | 2 | 0 |
| 3 | M | Greg Vanney | 6 | 6 | 540 | 2 | 1 | 6 | 3 | 8 | 2 | 0 | 27 | 0 | 0 |
| 13 | M | Cobi Jones | 6 | 6 | 534 | 1 | 1 | 10 | 5 | 8 | 28 | 1 | 0 | 2 | 0 |
| 16 | D | Joe Franchino | 3 | 0 | 31 | 1 | 0 | 1 | 1 | 1 | 0 | 0 | 0 | 1 | 0 |
| 2 | D | Danny Pena | 6 | 6 | 518 | 1 | 0 | 9 | 2 | 7 | 7 | 0 | 0 | 2 | 0 |
| 21 | M | Roy Myers (TOT) | 6 | 6 | 466 | 0 | 4 | 7 | 1 | 15 | 12 | 2 | 0 | 1 | 0 |
| 21 | M | Roy Myers (LA) | 6 | 6 | 466 | 0 | 4 | 7 | 1 | 15 | 12 | 2 | 0 | 1 | 0 |
| 12 | M | Simon Elliott | 5 | 1 | 89 | 0 | 1 | 2 | 1 | 2 | 2 | 0 | 0 | 1 | 1 |
| 23 | M | Clint Mathis | 6 | 6 | 509 | 0 | 1 | 11 | 4 | 17 | 10 | 4 | 0 | 0 | 0 |
| 5 | D | Paul Caligiuri | 6 | 6 | 540 | 0 | 0 | 0 | 0 | 3 | 8 | 0 | 0 | 2 | 0 |
| 4 | D | Robin Fraser | 6 | 6 | 459 | 0 | 0 | 3 | 1 | 4 | 2 | 0 | 0 | 0 | 0 |
| 29 | F | Seth George | 1 | 0 | 3 | 0 | 0 | 0 | 0 | 0 | 0 | 0 | 0 | 0 | 0 |
| 22 | G | Kevin Hartman | 6 | 6 | 540 | 0 | 0 | 0 | 0 | 1 | 2 | 0 | 0 | 0 | 0 |
| 17 | M | Zak Ibsen | 5 | 0 | 54 | 0 | 0 | 1 | 1 | 2 | 1 | 0 | 0 | 0 | 0 |
| 5 | D | Steve Jolley | 2 | 0 | 75 | 0 | 0 | 1 | 0 | 0 | 1 | 0 | 0 | 0 | 0 |
| 7 | M | Jorge Salcedo (TOT) | 1 | 0 | 9 | 0 | 0 | 0 | 0 | 0 | 0 | 0 | 0 | 0 | 0 |
| 7 | M | Jorge Salcedo (LA) | 1 | 0 | 9 | 0 | 0 | 0 | 0 | 0 | 0 | 0 | 0 | 0 | 0 |
| 6 | D | Gabe Eastman | 0 | 0 | 0 | 0 | 0 | 0 | 0 | 0 | 0 | 0 | 0 | 0 | 0 |
| 25 | F | Marvin Quijano | 0 | 0 | 0 | 0 | 0 | 0 | 0 | 0 | 0 | 0 | 0 | 0 | 0 |
| 31 | G | David Winner (TOT) | 0 | 0 | 0 | 0 | 0 | 0 | 0 | 0 | 0 | 0 | 0 | 0 | 0 |
| 31 | G | David Winner (LA) | 0 | 0 | 0 | 0 | 0 | 0 | 0 | 0 | 0 | 0 | 0 | 0 | 0 |
| Team totals | | | 6 | 6 | 540 | 12 | 12 | 74 | 31 | 97 | 101 | 16 | 28 | 13 | 1 |
| Opponent totals | | | 6 | 6 | 540 | 6 | 7 | 73 | 32 | 108 | 91 | 8 | 37 | 20 | 0 |

GAME-WINNING GOALS: Ezra Hendrickson 2, Danny Pena 1, Carlos Hermosillo 1

GAME-WINNING ASSISTS: Roy Myers 2, Mauricio Cienfuegos 2, Clint Mathis 1, Simon Elliott 1

PENALTY KICK GOALS/ATTEMPTS: Greg Vanney 2-2

LOS ANGELES GALAXY INDIVIDUAL GOALKEEPING

| UNF | GOALKEEPER | GP | GS | MIN | SHTSSV | GA | GAA | PG | PA | W | L | T | SO | RECORD | |
|-----|-----------------|----|----|-----|--------|----|-----|------|----|---|---|---|----|--------|-------|
| 22 | Kevin Hartman | 6 | 6 | 540 | 32 | 25 | 6 | 1.00 | 1 | 1 | 4 | 2 | 0 | 2 | 0-0-0 |
| | Team totals | 6 | 6 | 540 | 32 | 25 | 6 | 1.00 | 1 | 1 | 4 | 2 | 0 | 2 | 0-0-0 |
| | Opponent totals | 6 | 6 | 540 | 31 | 17 | 12 | 2.00 | 2 | 2 | 2 | 4 | 0 | 1 | 0-0-0 |

1999 POSTSEASON GAME BY GAME

| DATE | OPPONENT | RESULT | ATT. | W-L-T | RD. NOTES: |
|------------|----------------|-----------|--------|-------|---|
| 09/14/2000 | at Tampa Bay | W 1-0 | 5,583 | 1-0-0 | QTR LA: Vanney (61) |
| 09/20/2000 | Tampa Bay | W 5-2 | 13,851 | 2-0-0 | QTR LA: Hendrickson (14) Kelly (19) Hernandez (48) Cienfuegos (51) Jones (85); TB: Diallo (21,67) |
| 09/29/2000 | at Kansas City | T0-0 (OT) | 11,815 | 2-0-1 | SEM |
| 10/03/2000 | Kansas City | W2-1 (OT) | 20,849 | 3-0-1 | SEM LA: Jones (16) Califf (93); KC: McKeon (29) |
| 10/06/2000 | at Kansas City | L0-2 (ST) | 8,320 | 3-1-1 | SEM KC: Molnar (21,96) |

1998 LA GALAXY STATISTICS (24-8-0, 68 PTS.) THROUGH GAMES OF SEPTEMBER 27, 1998

| UNF | POS | PLAYER | GP | GS | MIN | G | A | SHT | SOG | FC | FS | OFF | CK | C | E |
|------------------------|-----|--------------------------|-----------|-----------|-------------|-----------|------------|------------|------------|------------|------------|------------|------------|-----------|----------|
| 13 | M | Cobi Jones | 24 | 24 | 2136 | 19 | 13 | 63 | 41 | 19 | 51 | 21 | 59 | 1 | 0 |
| 11 | F | Welton | 31 | 29 | 2435 | 17 | 11 | 63 | 37 | 45 | 36 | 33 | 1 | 1 | 1 |
| 10 | M | Mauricio Cienfuegos | 30 | 30 | 2640 | 13 | 16 | 36 | 25 | 34 | 54 | 9 | 28 | 3 | 0 |
| 5 | M | Martin Machon | 31 | 29 | 2588 | 6 | 14 | 42 | 18 | 33 | 28 | 6 | 42 | 1 | 0 |
| 27 | F | Carlos Hermosillo | 18 | 18 | 1530 | 6 | 12 | 39 | 22 | 32 | 24 | 13 | 0 | 0 | 1 |
| 23 | M | Clint Mathis | 30 | 15 | 1550 | 5 | 10 | 50 | 14 | 23 | 19 | 4 | 4 | 5 | 1 |
| 17 | D | Ezra Hendrickson | 27 | 22 | 1946 | 5 | 8 | 24 | 14 | 38 | 7 | 5 | 0 | 4 | 0 |
| 18 | M | Lawrence Lozzano (TOT) | 13 | 7 | 680 | 4 | 1 | 13 | 8 | 23 | 22 | 12 | 0 | 1 | 0 |
| 18 | M | Lawrence Lozzano (LA) | 1 | 1 | 75 | 0 | 0 | 0 | 0 | 5 | 3 | 0 | 0 | 0 | 0 |
| 11 | F | *Harut Karapetyan | 15 | 3 | 409 | 4 | 0 | 16 | 9 | 7 | 4 | 6 | 4 | 0 | 0 |
| 3 | M | Greg Vanney | 31 | 27 | 2321 | 3 | 3 | 28 | 13 | 42 | 10 | 0 | 0 | 3 | 0 |
| 5 | D | Steve Jolley | 28 | 23 | 2093 | 2 | 2 | 8 | 5 | 29 | 15 | 0 | 0 | 4 | 0 |
| 7 | M | Wellington Sanchez (TOT) | 13 | 9 | 698 | 1 | 4 | 15 | 8 | 21 | 24 | 2 | 11 | 5 | 0 |
| 7 | M | Wellington Sanchez (LA) | 12 | 9 | 688 | 1 | 4 | 15 | 8 | 21 | 24 | 2 | 11 | 5 | 0 |
| 5 | D | Paul Caligiuri | 18 | 14 | 1293 | 1 | 1 | 5 | 1 | 18 | 13 | 0 | 10 | 4 | 0 |
| 29 | F | *Eduardo Hurtado | 2 | 2 | 175 | 1 | 1 | 4 | 3 | 5 | 3 | 4 | 0 | 0 | 0 |
| 27 | D | Jose Vasquez | 8 | 2 | 291 | 1 | 0 | 4 | 3 | 7 | 2 | 2 | 0 | 1 | 0 |
| 16 | D | Joe Franchino | 16 | 7 | 736 | 0 | 4 | 7 | 4 | 15 | 13 | 0 | 0 | 4 | 0 |
| 2 | D | Danny Pena | 25 | 25 | 2049 | 0 | 2 | 23 | 8 | 36 | 21 | 0 | 0 | 6 | 2 |
| 22 | G | Kevin Hartman | 29 | 28 | 2544 | 0 | 1 | 0 | 0 | 0 | 9 | 0 | 0 | 0 | 0 |
| 23 | M | Daniel Hernandez | 17 | 3 | 458 | 0 | 1 | 9 | 5 | 9 | 14 | 0 | 0 | 0 | 0 |
| 12 | M | *Guillermo Jara | 1 | 0 | 27 | 0 | 1 | 0 | 0 | 0 | 0 | 0 | 0 | 0 | 0 |
| 8 | F | Jose Botello | 2 | 0 | 27 | 0 | 0 | 1 | 0 | 2 | 0 | 0 | 1 | 0 | 0 |
| 6 | D | Dan Calichman | 8 | 8 | 682 | 0 | 0 | 0 | 0 | 5 | 7 | 0 | 0 | 1 | 0 |
| 4 | D | Robin Fraser | 29 | 29 | 2456 | 0 | 0 | 2 | 1 | 38 | 20 | 0 | 0 | 5 | 2 |
| 18 | F | David Quesada | 1 | 0 | 9 | 0 | 0 | 1 | 0 | 1 | 0 | 0 | 0 | 0 | 0 |
| 1 | G | Matt Reis | 5 | 4 | 336 | 0 | 0 | 0 | 0 | 0 | 1 | 0 | 0 | 0 | 0 |
| 21 | M | Eric Chaisongkram | 0 | 0 | 0 | 0 | 0 | 0 | 0 | 0 | 0 | 0 | 0 | 0 | 0 |
| 1 | M | Marco Ferruzzi | 0 | 0 | 0 | 0 | 0 | 0 | 0 | 0 | 0 | 0 | 0 | 0 | 0 |
| 1 | G | Mike Littman | 0 | 0 | 0 | 0 | 0 | 0 | 0 | 0 | 0 | 0 | 0 | 0 | 0 |
| Own-goals received | | | 1 | | | | | | | | | | | | |
| Team totals | | | 32 | 32 | 2880 | 85 | 104 | 440 | 231 | 464 | 378 | 105 | 160 | 48 | 7 |
| Opponent totals | | | 32 | 32 | 2880 | 44 | 60 | 356 | 167 | 393 | 444 | 133 | 136 | 42 | 5 |

GAME-WINNING GOALS: Mauricio Cienfuegos 5, Welton 3, Clint Mathis 3, Cobi Jones 3, Greg Vanney 2, Martin Machon 2, Carlos Hermosillo 2, Harut Karapetyan 1, Steve Jolley 1

GAME-WINNING ASSISTS: Ezra Hendrickson 5, Cobi Jones 4, Mauricio Cienfuegos 4, Martin Machon 3, Carlos Hermosillo 3, Greg Vanney 2, Welton 2, Wellington Sanchez 1, Steve Jolley 1, Guillermo Jara 1, Paul Caligiuri 1

PENALTY KICK GOALS/ATTEMPTS: Mauricio Cienfuegos 4-5, Cobi Jones 0-1

LOS ANGELES GALAXY INDIVIDUAL GOALKEEPING

| UNF | POS | GOALKEEPER | GP | GS | MIN | SHTS | SV | GA | GAA | PG | PA | W | L | T | SO |
|------------------------|-----|---------------|-----------|-----------|-------------|------------|------------|-----------|-------------|----------|----------|-----------|-----------|----------|----------|
| 1 | G | Matt Reis | 5 | 4 | 336 | 24 | 18 | 5 | 1.34 | 0 | 0 | 2 | 1 | 0 | 0 |
| 22 | G | Kevin Hartman | 29 | 28 | 2544 | 143 | 103 | 39 | 1.38 | 0 | 1 | 22 | 7 | 0 | 7 |
| Team totals | | | 32 | 32 | 2880 | 167 | 121 | 44 | 1.38 | 0 | 1 | 24 | 8 | 0 | 7 |
| Opponent totals | | | 32 | 32 | 2880 | 231 | 137 | 85 | 2.66 | 4 | 6 | 8 | 24 | 0 | 6 |

* = Played with other teams in 1998. Only Los Angeles Galaxy statistics listed here.



sponsored by HERBALIFE

1998 GAME BY GAME

| DATE | OPPONENT | RESULT | ATT. | W-L-T | POS. | PTS | NOTES: |
|------------|----------------|--------|--------|--------|------|-----|---|
| 03/21/1998 | San Jose | W 4-3 | 36,281 | 1-0-0 | T2 | 1 | Cobi assists Machon, Hurtado and Welton in SO win |
| 03/28/1998 | MetroStars | W 3-2 | 11,921 | 2-0-0 | 1 | 4 | Jones scores twice in last 20 min. to lead Galaxy |
| 04/04/1998 | at Colorado | W 1-0 | 19,252 | 3-0-0 | 1 | 7 | Welton scores early, Pena ejected late in win |
| 04/11/1998 | at MetroStars | W 3-2 | 29,380 | 4-0-0 | 1 | 10 | Jones, Hendrickson, Mathis score in comeback win |
| 04/18/1998 | at Kansas City | W 2-1 | 11,500 | 5-0-0 | 1 | 13 | Jones, Cienfuegos strike again; Cien wins game with 89th-min. PK |
| 04/25/1998 | Tampa Bay | W 5-1 | 23,121 | 6-0-0 | 1 | 16 | Welton scores twice as Galaxy win 12th straight reg. season game |
| 04/29/1998 | at Kansas City | W 2-0 | 4,406 | 7-0-0 | 1 | 19 | Cienfuego, Jones score as Galaxy roll forward |
| 05/06/1998 | Colorado | W 7-4 | 12,013 | 8-0-0 | 1 | 22 | Cobi hat trick, Welton (2x), Cienfuegos (2x) score most ever in one game |
| 05/17/1998 | at Columbus | W 4-2 | 10,854 | 9-0-0 | 1 | 25 | Machon hat trick, Welton goal keep LA's streak alive |
| 05/20/1998 | at Chicago | L 1-3 | 10,520 | 9-1-0 | 1 | 25 | Welton scores as LA streak ends at 15 wins (two seasons) |
| 05/23/1998 | Dallas | W 4-1 | 21,173 | 10-1-0 | 1 | 28 | Mathis scores twice, Welton once as Galaxy attack recovers |
| 05/30/1998 | Chicago | L 1-2 | 28,241 | 10-2-0 | 1 | 28 | Cienfuegos scores in 3rd min., but Fire has Galaxy number |
| 06/04/1998 | at Dallas | W 8-1 | 10,047 | 11-2-0 | 1 | 31 | Galaxy break goals scored/largest margin records; Karapetyan 5-min. hat trick |
| 06/07/1998 | New England | W 5-1 | 38,383 | 12-2-0 | 1 | 34 | Hermosillo records three assists in MLS debut |
| 06/18/1998 | Colorado | W 2-1 | 9,741 | 13-2-0 | 1 | 37 | Cienfuegos scores two in come-from-behind win |
| 06/27/1998 | at San Jose | W 2-1 | 22,694 | 14-2-0 | 1 | 40 | Caligiuri, Karapetyan tally in another comeback win |
| 07/04/1998 | Kansas City | W 2-0 | 53,655 | 15-2-0 | 1 | 43 | Mathis, Jones find back of net in July 4th blowout |
| 07/10/1998 | at D.C. United | L 0-3 | 23,631 | 15-3-0 | 1 | 43 | First shutout suffered in 24 games dating back to '97 |
| 07/15/1998 | at Tampa Bay | W 3-1 | 6,560 | 16-3-0 | 1 | 46 | Machon, Vanney, Welton strike for Galaxy |
| 07/18/1998 | Miami | L 2-3 | 16,882 | 16-4-0 | 1 | 46 | Cienfuegos scores two to join 10-10 club |
| 07/25/1998 | D.C. United | L 0-1 | 26,873 | 16-5-0 | 1 | 46 | Rare Fraser miscue leads to own goal against LA |
| 07/29/1998 | at Dallas | L 0-3 | 9,720 | 16-6-0 | 1 | 46 | Galaxy attack forces Dodd to make nine saves |
| 08/05/1998 | at Colorado | W 6-1 | 9,342 | 17-6-0 | 1 | 49 | Jones hat trick, Welton double as Galaxy end drought |
| 08/08/1998 | at Chicago | W 2-1 | 37,122 | 18-6-0 | 1 | 52 | Jolley header nets game-winner in 90th minute |
| 08/13/1998 | Kansas City | W 3-0 | 10,291 | 19-6-0 | 1 | 55 | Hermosillo scores 2 as LA breaks record for goals w/ 72 |
| 08/22/1998 | at New England | W 5-1 | 24,143 | 20-6-0 | 1 | 58 | Jones 3 goals, 2 assists and Hermosillo's 2 goals match TB's '96 pts record |
| 08/29/1998 | Columbus | L 0-3 | 19,633 | 20-7-0 | 1 | 58 | Galaxy struggle at home against Crew strike force |
| 09/02/1998 | Dallas | W 3-0 | 9,113 | 21-7-0 | 1 | 61 | Cienfuegos, Hermosillo, Jones put on impressive show |
| 09/05/1998 | at Miami | W 5-3 | 14,731 | 22-7-0 | 1 | 64 | Hermosillo goal, 2 assists lead LA to come-from-behind win |
| 09/16/1998 | at San Jose | W 1-0 | 15,893 | 23-7-0 | 1 | 65 | Hartman clean sheet intact as Galaxy win shootout |
| 09/20/1998 | San Jose | L 0-1 | 11,123 | 23-8-0 | 1 | 65 | Mathis ejected in 66th minute as Galaxy scoreless streak runs to 182 min. |
| 09/27/1998 | Chicago | W 1-0 | 20,105 | 24-8-0 | 1 | 68 | Cobi nets winner in 87th to end 269-min. streak |

1998 LA GALAXY POSTSEASON STATISTICS (2-2-0, 6 PTS.) THROUGH GAMES OF OCTOBER 16, 1998

| UNF | POS | PLAYER | GP | GS | MIN | G | A | SHT | SOG | FC | FS | OFF | CK | C | E |
|------------------------|-----|--------------------------|----------|----------|------------|-----------|-----------|-----------|-----------|-----------|-----------|-----------|-----------|----------|----------|
| 2 | D | Danny Pena | 4 | 4 | 294 | 3 | 0 | 5 | 3 | 5 | 4 | 0 | 0 | 2 | 0 |
| 27 | F | Carlos Hermosillo | 4 | 4 | 329 | 2 | 1 | 9 | 6 | 9 | 9 | 1 | 0 | 0 | 0 |
| 10 | M | Mauricio Cienfuegos | 4 | 4 | 347 | 1 | 5 | 6 | 3 | 6 | 8 | 1 | 3 | 0 | 0 |
| 11 | F | Welton | 4 | 3 | 293 | 1 | 2 | 10 | 4 | 3 | 6 | 2 | 0 | 0 | 0 |
| 5 | D | Paul Caligiuri | 4 | 4 | 315 | 1 | 1 | 4 | 3 | 4 | 4 | 1 | 0 | 1 | 0 |
| 17 | D | Ezra Hendrickson | 3 | 1 | 145 | 1 | 0 | 3 | 2 | 4 | 2 | 0 | 0 | 0 | 0 |
| 23 | M | Clint Mathis | 3 | 0 | 49 | 1 | 0 | 2 | 1 | 3 | 0 | 0 | 0 | 0 | 0 |
| 5 | M | Martin Machon | 4 | 4 | 327 | 0 | 3 | 2 | 1 | 7 | 3 | 0 | 11 | 1 | 0 |
| 5 | D | Steve Jolley | 4 | 4 | 360 | 0 | 1 | 1 | 1 | 5 | 5 | 0 | 0 | 0 | 0 |
| 13 | M | Cobi Jones | 4 | 4 | 360 | 0 | 1 | 6 | 1 | 4 | 8 | 2 | 11 | 1 | 0 |
| 6 | D | Dan Calichman | 1 | 0 | 13 | 0 | 0 | 0 | 0 | 0 | 0 | 0 | 0 | 0 | 0 |
| 16 | D | Joe Franchino | 4 | 4 | 320 | 0 | 0 | 0 | 0 | 8 | 6 | 0 | 0 | 2 | 0 |
| 4 | D | Robin Fraser | 4 | 4 | 360 | 0 | 0 | 1 | 0 | 2 | 4 | 0 | 0 | 1 | 0 |
| 22 | G | Kevin Hartman | 4 | 4 | 360 | 0 | 0 | 0 | 0 | 0 | 0 | 0 | 0 | 0 | 0 |
| 23 | M | Daniel Hernandez | 1 | 0 | 18 | 0 | 0 | 0 | 0 | 0 | 0 | 0 | 0 | 0 | 0 |
| 7 | M | Wellington Sanchez (TOT) | 3 | 0 | 68 | 0 | 0 | 3 | 1 | 1 | 4 | 1 | 6 | 0 | 0 |
| 7 | M | Wellington Sanchez (LA) | 3 | 0 | 68 | 0 | 0 | 3 | 1 | 1 | 4 | 1 | 6 | 0 | 0 |
| 3 | M | Greg Vanney | 1 | 0 | 2 | 0 | 0 | 0 | 0 | 0 | 0 | 0 | 0 | 0 | 0 |
| 18 | M | Lawrence Lozzano (TOT) | 0 | 0 | 0 | 0 | 0 | 0 | 0 | 0 | 0 | 0 | 0 | 0 | 0 |
| 18 | M | Lawrence Lozzano (LA) | 0 | 0 | 0 | 0 | 0 | 0 | 0 | 0 | 0 | 0 | 0 | 0 | 0 |
| 1 | G | Matt Reis | 0 | 0 | 0 | 0 | 0 | 0 | 0 | 0 | 0 | 0 | 0 | 0 | 0 |
| 27 | D | Jose Vasquez | 0 | 0 | 0 | 0 | 0 | 0 | 0 | 0 | 0 | 0 | 0 | 0 | 0 |
| Team totals | | | 4 | 4 | 360 | 10 | 14 | 52 | 26 | 61 | 63 | 8 | 31 | 8 | 0 |
| Opponent totals | | | 4 | 4 | 360 | 5 | 4 | 38 | 21 | 65 | 59 | 18 | 14 | 5 | 0 |

GAME-WINNING GOALS: Clint Mathis 1, Carlos Hermosillo 1

GAME-WINNING ASSISTS: Martin Machon 1, Steve Jolley 1

PENALTY KICK GOALS/ATTEMPTS: None

LOS ANGELES GALAXY INDIVIDUAL GOALKEEPING

| UNF | GOALKEEPER | GP | GS | MIN | SHTS | SV | GA | GAA | PG | PA | W | L | T | SO | RECORD |
|------------------------|---------------|----------|----------|------------|-----------|-----------|-----------|-------------|----------|----------|----------|----------|----------|----------|--------------|
| 22 | Kevin Hartman | 4 | 4 | 360 | 21 | 15 | 5 | 1.25 | 0 | 0 | 2 | 2 | 0 | 0 | 0-0-0 |
| Team totals | | 4 | 4 | 360 | 21 | 15 | 5 | 1.25 | 0 | 0 | 2 | 2 | 0 | 0 | 0-0-0 |
| Opponent totals | | 4 | 4 | 360 | 26 | 16 | 10 | 2.50 | 0 | 0 | 2 | 2 | 0 | 1 | 0-0-0 |

1998 POSTSEASON GAME BY GAME

| DATE | OPPONENT | RESULT | ATT. | W-L-T | RD. NOTES: |
|------------|-------------|--------|--------|-------|---|
| 10/17/1999 | Colorado | W 3-0 | 16,307 | 1-0-0 | QTR LA: Hendrickson (8) Vanney (52) Jones (57) |
| 10/24/1999 | at Colorado | W 2-0 | 6,542 | 2-0-0 | QTR LA: Pena (74) Franchino (84) |
| 10/31/1999 | Dallas | W 2-1 | 17,372 | 3-0-0 | SEM LA: Cienfuegos (39) Hendrickson (90); DAL: Graziani (75) |
| 11/07/1999 | at Dallas | L 2-3 | 13,816 | 3-1-0 | SEM LA: Hermosillo (13,54); DAL: Graziani (33,73) |
| 11/11/1999 | Dallas | W 3-1 | 25,703 | 4-1-0 | SEM LA: Vanney (3) Hermosillo (20) Cienfuegos (68); DAL: Kreis (89) |
| 11/21/1999 | D.C. United | L 0-2 | 44,910 | 4-2-0 | FIN DC: Moreno (19) Olsen (45) |



sponsored by HERBALIFE.

1997 LA GALAXY STATISTICS (16-16-0, 44 PTS.) THROUGH GAMES OF SEPTEMBER 28, 1997

| UNF | POS | PLAYER | GP | GS | MIN | G | A | SHT | SOG | FC | FS | OFF | CK | C | E |
|------------------------|-----|------------------------|-----------|-----------|-------------|-----------|-----------|------------|------------|------------|------------|------------|------------|-----------|----------|
| 11 | F | Welton | 29 | 12 | 1321 | 11 | 3 | 44 | 18 | 28 | 39 | 18 | 13 | 2 | 0 |
| 29 | F | Eduardo Hurtado | 22 | 21 | 1772 | 8 | 3 | 69 | 33 | 36 | 31 | 33 | 0 | 3 | 0 |
| 11 | F | Harut Karapetyan | 30 | 23 | 1770 | 8 | 3 | 75 | 35 | 23 | 26 | 19 | 52 | 1 | 0 |
| 13 | M | Cobi Jones | 26 | 25 | 2228 | 7 | 9 | 53 | 35 | 27 | 74 | 16 | 20 | 1 | 0 |
| 10 | M | Mauricio Cienfuegos | 22 | 22 | 1980 | 6 | 12 | 41 | 22 | 14 | 32 | 8 | 45 | 0 | 0 |
| 5 | M | Martin Machon | 30 | 27 | 2437 | 4 | 6 | 51 | 27 | 33 | 28 | 2 | 15 | 3 | 0 |
| 14 | M | Chris Armas | 28 | 28 | 2307 | 3 | 5 | 21 | 9 | 57 | 36 | 3 | 3 | 3 | 1 |
| 27 | D | Jose Vasquez | 5 | 2 | 248 | 3 | 0 | 3 | 3 | 6 | 4 | 0 | 0 | 1 | 0 |
| 2 | D | Danny Pena | 27 | 26 | 2230 | 2 | 2 | 31 | 12 | 34 | 27 | 2 | 0 | 7 | 0 |
| 3 | M | Greg Vanney | 28 | 27 | 2318 | 1 | 3 | 28 | 8 | 37 | 25 | 6 | 7 | 6 | 0 |
| 5 | D | Paul Caligiuri | 16 | 16 | 1406 | 1 | 2 | 9 | 7 | 17 | 7 | 3 | 3 | 4 | 1 |
| 16 | M | Brian Taylor | 11 | 5 | 413 | 1 | 0 | 9 | 4 | 13 | 14 | 5 | 0 | 1 | 1 |
| 9 | G | Jorge Campos | 19 | 19 | 1687 | 0 | 2 | 0 | 0 | 1 | 2 | 1 | 1 | 3 | 1 |
| 12 | M | Guillermo Jara | 15 | 2 | 353 | 0 | 2 | 9 | 6 | 11 | 4 | 1 | 5 | 1 | 0 |
| 8 | F | Jose Botello | 7 | 0 | 151 | 0 | 1 | 4 | 1 | 10 | 3 | 1 | 0 | 0 | 0 |
| 17 | D | Ezra Hendrickson (TOT) | 14 | 6 | 797 | 0 | 1 | 7 | 2 | 9 | 10 | 0 | 0 | 1 | 0 |
| 17 | D | Ezra Hendrickson (LA) | 6 | 2 | 334 | 0 | 1 | 2 | 0 | 4 | 5 | 0 | 0 | 0 | 0 |
| 5 | D | Steve Jolley | 12 | 10 | 882 | 0 | 1 | 7 | 4 | 25 | 17 | 1 | 0 | 0 | 0 |
| 6 | D | Dan Calichman | 32 | 32 | 2848 | 0 | 0 | 8 | 2 | 41 | 41 | 0 | 0 | 7 | 0 |
| 4 | D | Robin Fraser | 24 | 24 | 2021 | 0 | 0 | 3 | 0 | 22 | 14 | 0 | 0 | 5 | 0 |
| 22 | G | Kevin Hartman | 8 | 4 | 483 | 0 | 0 | 0 | 0 | 1 | 6 | 0 | 0 | 0 | 0 |
| 12 | D | John Jones | 5 | 0 | 91 | 0 | 0 | 5 | 3 | 2 | 3 | 1 | 0 | 1 | 1 |
| 1 | G | *David Kramer | 9 | 9 | 810 | 0 | 0 | 0 | 0 | 0 | 4 | 0 | 0 | 0 | 0 |
| 3 | D | Peter Lak | 2 | 1 | 33 | 0 | 0 | 0 | 0 | 0 | 0 | 0 | 0 | 0 | 0 |
| 7 | M | Gerardo Laterza | 4 | 1 | 128 | 0 | 0 | 0 | 0 | 2 | 1 | 0 | 0 | 0 | 0 |
| 25 | F | Ante Razov | 3 | 0 | 79 | 0 | 0 | 3 | 3 | 1 | 4 | 1 | 0 | 0 | 0 |
| 3 | D | *Mark Semioli | 12 | 11 | 993 | 0 | 0 | 3 | 1 | 14 | 16 | 3 | 0 | 1 | 0 |
| 8 | D | Brad Wilson | 3 | 3 | 222 | 0 | 0 | 2 | 1 | 5 | 1 | 0 | 0 | 1 | 0 |
| Team totals | | | 32 | 32 | 2880 | 55 | 55 | 480 | 234 | 464 | 464 | 124 | 164 | 51 | 5 |
| Opponent totals | | | 32 | 32 | 2880 | 44 | 45 | 359 | 164 | 465 | 463 | 161 | 121 | 51 | 7 |

GAME-WINNING GOALS: Cobi Jones 3, Welton 2, Harut Karapetyan 2, Eduardo Hurtado 2, Jose Vasquez 1, Danny Pena 1, Martin Machon 1, Mauricio Cienfuegos 1, Chris Armas 1

GAME-WINNING ASSISTS: Mauricio Cienfuegos 7, Chris Armas 4, Martin Machon 2, Cobi Jones 2, Danny Pena 1, Guillermo Jara 1, Ezra Hendrickson 1

PENALTY KICK GOALS/ATTEMPTS: Mauricio Cienfuegos 4-4

LOS ANGELES GALAXY INDIVIDUAL GOALKEEPING

| UNF | POS | GOALKEEPER | GP | GS | MIN | SHTS | SV | GA | GAA | PG | PA | W | L | T | SO |
|------------------------|-----|---------------|-----------|-----------|-------------|------------|------------|-----------|-------------|----------|----------|-----------|-----------|----------|----------|
| 9 | G | Jorge Campos | 19 | 19 | 1587 | 88 | 62 | 23 | 1.30 | 2 | 2 | 12 | 5 | 0 | 4 |
| 1 | G | *David Kramer | 9 | 9 | 810 | 55 | 39 | 13 | 1.44 | 2 | 2 | 2 | 7 | 0 | 2 |
| 22 | G | Kevin Hartman | 8 | 4 | 483 | 21 | 12 | 8 | 1.49 | 1 | 2 | 2 | 4 | 0 | 3 |
| Team totals | | | 32 | 32 | 2880 | 164 | 113 | 44 | 1.38 | 5 | 6 | 16 | 16 | 0 | 9 |
| Opponent totals | | | 32 | 32 | 2880 | 234 | 172 | 55 | 1.72 | 4 | 4 | 16 | 16 | 0 | 6 |

* = Played with other teams in

1997. Only Los Angeles Galaxy statistics listed here.

1997 GAME BY GAME

| DATE | OPPONENT | RESULT | ATT. | W-L-T | POS. | PTS | NOTES: |
|------------|----------------|------------|--------|---------|------|-----|---|
| 03/29/1997 | D.C. United | L 0-1 | 53,147 | 0-1-0 | T3 | 0 | |
| 04/05/1997 | at Kansas City | L 2-3 | 8,406 | 0-2-0 | 5 | 0 | LA: Karapetyan (61) Pena (80); KC: Takawira (34) Preki (41) Chung (84) |
| 04/12/1997 | at San Jose | L 1-4 | 17,628 | 0-3-0 | 5 | 0 | LA: Cienfuegos (38); SJ: Kinnear (9) Doyle (61) Cerritos (70) Urbanyi (89) |
| 04/18/1997 | Colorado | W 2-1 | 10,205 | 1-3-0 | T3 | 3 | LA: Hurtado (60) Welton (67); COL: C. Henderson (49) |
| 04/26/1997 | Dallas | L 1-2 | 15,247 | 1-4-0 | 5 | 3 | LA: Cienfuegos (73); DAL: Elliott (70) |
| 05/02/1997 | at D.C. United | L 0-2 | 21,424 | 1-5-0 | 5 | 3 | DC: Moreno (38,80) |
| 05/04/1997 | at MetroStars | L 0-1 | 20,624 | 1-6-0 | 5 | 3 | |
| 05/10/1997 | at Kansas City | L 0-1 | 11,152 | 1-7-0 | 5 | 3 | KC: Preki (20) |
| 05/18/1997 | San Jose | W 2-1 | 10,338 | 2-7-0 | 5 | 4 | LA: Welton (32); SJ: Lozano (47) |
| 05/25/1997 | Columbus | W 1-0 | 13,186 | 3-7-0 | 5 | 7 | LA: C. Jones (81) |
| 05/30/1997 | Kansas City | L 1-3 | 17,246 | 3-8-0 | 5 | 7 | LA: Taylor (55); KC: Wright (71) Takawira (87) own goal (89) |
| 06/08/1997 | at New England | L0-116,218 | | 3-9-0 | 5 | 7 | |
| 06/15/1997 | Tampa Bay | W 4-1 | 19,232 | 4-9-0 | 5 | 10 | LA: Vanney (23) C. Jones (56) Machon (69) Cienfuegos (88); TB: Ralston (74) |
| 06/21/1997 | at Colorado | L 1-2 | 13,335 | 4-10-0 | 5 | 10 | LA: Caligiuri (83); COL: C. Henderson (19) Bravo (34) |
| 06/28/1997 | at Tampa Bay | L 2-3 | 10,111 | 4-11-0 | 5 | 10 | LA: Welton (11) Karapetyan (41); TB: Gilmar (8,75) Kooiman (40) |
| 07/04/1997 | New England | W 2-0 | 51,704 | 5-11-0 | 5 | 13 | LA: C. Jones (79) Welton (86) |
| 07/12/1997 | D.C. United | W 3-1 | 21,874 | 6-11-0 | 5 | 16 | LA: Armas (9) Hurtado (27) Welton (78); DC: Williams (56) |
| 07/20/1997 | at MetroStars | W 4-0 | 19,624 | 7-11-0 | 4 | 19 | LA: Karapetyan (4,50) Welton (15) C. Jones (85) |
| 07/25/1997 | at Dallas | W 3-0 | 13,136 | 8-11-0 | 4 | 22 | LA: Cienfuegos (57) Hurtado (66,77) |
| 07/27/1997 | at Colorado | W 2-1 | 7,809 | 9-11-0 | 4 | 25 | LA: Welton (18) Karapetyan (85); COL: C. Henderson (66) |
| 08/02/1997 | Columbus | L 1-2 | 24,344 | 9-12-0 | 4 | 25 | LA: Hurtado (64); CLB: Lapper (71) Thompson (90) |
| 08/09/1997 | at D.C. United | L 2-4 | 19,510 | 9-13-0 | 4 | 25 | LA: Welton (20) Karapetyan (58); DC: Moreno (0:40,40) Iroha (3) Gori (48) |
| 08/14/1997 | at New England | W2-1 | 21,886 | 10-13-0 | 4 | 26 | LA: Welton (9); NE: McKinley (90) |
| 08/17/1997 | San Jose | L 2-3 | 22,621 | 10-14-0 | 4 | 26 | LA: Machon (48) Cienfuegos (80); SJ: Lozano (15) Baicher (27,36) |
| 08/30/1997 | at Columbus | L 0-2 | 16,167 | 10-15-0 | 4 | 26 | CLB: Warzycha (5,56) |
| 09/04/1997 | MetroStars | L 1-3 | 7,232 | 10-16-0 | 4 | 26 | LA: Machon (9); MET: De Avila (28) Branco (38) Bartlett (68) |
| 09/07/1997 | Tampa Bay | W 6-1 | 7,482 | 11-16-0 | 4 | 29 | LA: Cienfuegos (6) Hurtado (17,37,57) Karapetyan (18) Welton (69); TB: Prampin (38) |
| 09/10/1997 | Colorado | W 2-0 | 7,824 | 12-16-0 | 4 | 32 | LA: Armas (6) C. Jones (86) |
| 09/14/1997 | at Dallas | W 3-1 | 9,032 | 13-16-0 | 3 | 35 | LA: Karapetyan (44) Pena (60) C. Jones (65); DAL: Santel (89) |
| 09/19/1997 | Dallas | W 2-1 | 19,421 | 14-16-0 | 3 | 38 | LA: Armas (35) Welton (83); DAL: Damian (54) |
| 09/21/1997 | at San Jose | W 3-2 | 20,117 | 15-16-0 | 3 | 41 | LA: Vasquez (71,76,80); SJ: Cerritos (22) Lewis (68) |
| 09/28/1997 | Kansas City | W 2-0 | 28,912 | 16-16-0 | 2 | 44 | LA: Machon (28) C. Jones (89) |



sponsored by HERBALIFE.

1997 LA GALAXY POSTSEASON STATISTICS (0-2-0, 0 PTS.) THROUGH GAMES OF OCTOBER 8, 1997

| UNF | POS | PLAYER | GP | GS | MIN | G | A | SHT | SOG | FC | FS | OFF | CK | C | E |
|------------------------|-----|------------------------|----------|----------|------------|----------|----------|-----------|----------|-----------|-----------|----------|-----------|----------|----------|
| 14 | M | Chris Armas | 2 | 2 | 180 | 0 | 0 | 2 | 1 | 5 | 1 | 1 | 0 | 0 | 0 |
| 6 | D | Dan Calichman | 2 | 2 | 180 | 0 | 0 | 0 | 0 | 1 | 2 | 0 | 0 | 1 | 0 |
| 5 | D | Paul Caligiuri | 2 | 2 | 172 | 0 | 0 | 0 | 0 | 2 | 3 | 0 | 0 | 0 | 0 |
| 10 | M | Mauricio Cienfuegos | 1 | 1 | 90 | 0 | 0 | 1 | 0 | 0 | 2 | 1 | 3 | 0 | 0 |
| 22 | G | Kevin Hartman | 2 | 2 | 180 | 0 | 0 | 0 | 0 | 0 | 1 | 0 | 0 | 0 | 0 |
| 17 | D | Ezra Hendrickson (TOT) | 2 | 2 | 180 | 0 | 0 | 0 | 0 | 5 | 0 | 0 | 0 | 0 | 0 |
| 17 | D | Ezra Hendrickson (LA) | 2 | 2 | 180 | 0 | 0 | 0 | 5 | 0 | 0 | 0 | 0 | 0 | 0 |
| 29 | F | Eduardo Hurtado | 1 | 1 | 90 | 0 | 0 | 1 | 1 | 2 | 1 | 0 | 0 | 0 | 0 |
| 13 | M | Cobi Jones | 2 | 1 | 117 | 0 | 0 | 0 | 0 | 2 | 2 | 0 | 0 | 0 | 0 |
| 11 | F | Harut Karapetyan | 2 | 2 | 180 | 0 | 0 | 5 | 1 | 1 | 3 | 0 | 5 | 0 | 0 |
| 5 | M | Martin Machon | 2 | 2 | 180 | 0 | 0 | 2 | 1 | 2 | 4 | 0 | 3 | 0 | 0 |
| 2 | D | Danny Pena | 2 | 2 | 180 | 0 | 0 | 1 | 0 | 4 | 0 | 0 | 0 | 2 | 0 |
| 16 | M | Brian Taylor | 1 | 0 | 8 | 0 | 0 | 0 | 0 | 0 | 1 | 0 | 0 | 0 | 0 |
| 3 | M | Greg Vanney | 2 | 2 | 147 | 0 | 0 | 0 | 0 | 3 | 1 | 0 | 0 | 1 | 0 |
| 11 | F | Welton | 2 | 1 | 96 | 0 | 0 | 2 | 1 | 3 | 2 | 1 | 2 | 0 | 0 |
| 8 | F | Jose Botello | 0 | 0 | 0 | 0 | 0 | 0 | 0 | 0 | 0 | 0 | 0 | 0 | 0 |
| 9 | G | Jorge Campos | 0 | 0 | 0 | 0 | 0 | 0 | 0 | 0 | 0 | 0 | 0 | 0 | 0 |
| 4 | D | Robin Fraser | 0 | 0 | 0 | 0 | 0 | 0 | 0 | 0 | 0 | 0 | 0 | 0 | 0 |
| 5 | D | Steve Jolley | 0 | 0 | 0 | 0 | 0 | 0 | 0 | 0 | 0 | 0 | 0 | 0 | 0 |
| 27 | D | Jose Vasquez | 0 | 0 | 0 | 0 | 0 | 0 | 0 | 0 | 0 | 0 | 0 | 0 | 0 |
| Team totals | | | 2 | 2 | 190 | 0 | 0 | 14 | 5 | 30 | 23 | 3 | 13 | 4 | 0 |
| Opponent totals | | | 2 | 2 | 190 | 3 | 4 | 21 | 8 | 23 | 30 | 9 | 4 | 4 | 0 |

GAME-WINNING GOALS: None

GAME-WINNING ASSISTS: None

PENALTY KICK GOALS/ATTEMPTS: None

| LOS ANGELES GALAXY INDIVIDUAL GOALKEEPING | | | | | | | | | | | OT | | | | | |
|---|-----------------|----|----|-----|------|----|----|------|----|----|----|---|---|----|--------|--|
| UNF | GOALKEEPER | GP | GS | MIN | SHTS | SV | GA | GAA | PG | PA | W | L | T | SO | RECORD | |
| 22 | Kevin Hartman | 2 | 2 | 180 | 8 | 4 | 3 | 1.50 | 0 | 0 | 0 | 2 | 0 | 1 | 0-0-0 | |
| | Team totals | 2 | 2 | 190 | 8 | 4 | 3 | 1.42 | 0 | 0 | 0 | 2 | 0 | 1 | 0-0-0 | |
| | Opponent totals | 2 | 2 | 190 | 5 | 3 | 0 | 0.00 | 0 | 0 | 2 | 0 | 0 | 2 | 0-0-0 | |

1997 POSTSEASON GAME BY GAME

| DATE | OPPONENT | RESULT | ATT. | W-L-T | RD. NOTES: |
|------------|-----------|--------|--------|-------|--|
| 10/05/1997 | Dallas | L 0-1 | 18,921 | 0-1-0 | QTR |
| 10/08/1997 | at Dallas | L 0-3 | 11,248 | 0-2-0 | QTR DAL: Washington (29,69) Peinado (86) |

1996 LA GALAXY STATISTICS (19-13-0, 49 PTS.) THROUGH GAMES OF SEPTEMBER 22, 1996

| UNF | POS | PLAYER | GP | GS | MIN | G | A | SHT | SOG | FC | FS | OFF | CK | C | E |
|------------------------|-----|---------------------|-----------|-----------|-------------|-----------|-----------|------------|------------|------------|------------|------------|------------|-----------|----------|
| 29 | F | Eduardo Hurtado | 26 | 26 | 2323 | 21 | 7 | 87 | 56 | 48 | 26 | 25 | 0 | 5 | 0 |
| 13 | M | Cobi Jones | 28 | 27 | 2375 | 7 | 4 | 48 | 24 | 26 | 76 | 15 | 82 | 2 | 0 |
| 11 | F | Harut Karapetyan | 28 | 23 | 1860 | 6 | 6 | 62 | 30 | 27 | 27 | 16 | 50 | 1 | 0 |
| 10 | M | Mauricio Cienfuegos | 28 | 27 | 2405 | 5 | 11 | 47 | 26 | 24 | 46 | 17 | 37 | 6 | 0 |
| 3 | M | Greg Vanney | 29 | 24 | 2236 | 4 | 1 | 31 | 13 | 30 | 11 | 1 | 1 | 2 | 0 |
| 3 | D | Mark Semioli | 28 | 27 | 2475 | 3 | 2 | 21 | 14 | 41 | 46 | 4 | 0 | 5 | 0 |
| 12 | M | Guillermo Jara | 21 | 6 | 811 | 2 | 4 | 28 | 8 | 13 | 10 | 5 | 6 | 0 | 0 |
| 19 | D | Arash Noamouz | 12 | 11 | 852 | 2 | 2 | 6 | 4 | 5 | 14 | 0 | 0 | 0 | 0 |
| 17 | D | Jose Vasquez | 14 | 11 | 876 | 2 | 2 | 26 | 13 | 34 | 20 | 4 | 0 | 4 | 0 |
| 18 | M | Jorge Salcedo | 29 | 22 | 2060 | 2 | 1 | 11 | 7 | 22 | 25 | 1 | 1 | 4 | 0 |
| 14 | M | Chris Armas | 22 | 20 | 1702 | 1 | 1 | 21 | 9 | 33 | 26 | 1 | 0 | 3 | 0 |
| 4 | D | Robin Fraser | 27 | 27 | 2390 | 1 | 0 | 6 | 1 | 27 | 16 | 0 | 0 | 3 | 0 |
| 21 | F | John Garvey | 13 | 3 | 517 | 1 | 0 | 10 | 5 | 5 | 7 | 0 | 2 | 0 | 0 |
| 25 | F | Ante Razov | 3 | 1 | 172 | 1 | 0 | 10 | 4 | 1 | 2 | 1 | 0 | 0 | 0 |
| 8 | D | Brad Wilson | 22 | 14 | 969 | 1 | 0 | 8 | 2 | 27 | 7 | 1 | 8 | 4 | 0 |
| 6 | D | Dan Calichman | 28 | 28 | 2372 | 0 | 1 | 8 | 2 | 35 | 24 | 1 | 0 | 7 | 0 |
| 9 | G | Jorge Campos | 24 | 24 | 2160 | 0 | 1 | 2 | 1 | 3 | 10 | 2 | 0 | 2 | 0 |
| 15 | D | Manny Motajo | 20 | 16 | 1486 | 0 | 1 | 5 | 1 | 35 | 13 | 0 | 0 | 5 | 0 |
| 20 | D | Curt Onalfo | 13 | 7 | 688 | 0 | 1 | 5 | 1 | 23 | 6 | 0 | 0 | 4 | 0 |
| 7 | F | Andrew Shue | 5 | 0 | 96 | 0 | 1 | 0 | 0 | 1 | 1 | 0 | 0 | 0 | 0 |
| 1 | G | David Kramer | 15 | 8 | 855 | 0 | 0 | 0 | 0 | 1 | 2 | 0 | 0 | 0 | 0 |
| Team totals | | | 32 | 32 | 2880 | 59 | 46 | 442 | 221 | 461 | 415 | 94 | 187 | 57 | 1 |
| Opponent totals | | | 32 | 32 | 2880 | 49 | 44 | 441 | 216 | 417 | 460 | 122 | 148 | 58 | 6 |

GAME-WINNING GOALS: Eduardo Hurtado 6, Greg Vanney 3, Mauricio Cienfuegos 2, Jorge Salcedo 1, Arash Noamouz 1, Harut Karapetyan 1, John Garvey 1

GAME-WINNING ASSISTS: Jose Vasquez 2, Cobi Jones 2, Mauricio Cienfuegos 2, Jorge Salcedo 1, Manny Motajo 1, Harut Karapetyan 1, Guillermo Jara 1, Jorge Campos 1

PENALTY KICK GOALS/ATTEMPTS: Eduardo Hurtado 2-3, Mauricio Cienfuegos 2-3

LOS ANGELES GALAXY INDIVIDUAL GOALKEEPING

| UNF | POS | GOALKEEPER | GP | GS | MIN | SHTS | SV | GA | GAA | PG | PA | W | L | T | SO |
|------------------------|-----|--------------|-----------|-----------|-------------|------------|------------|-----------|-------------|----------|----------|-----------|-----------|----------|----------|
| 9 | G | Jorge Campos | 24 | 24 | 2025 | 133 | 100 | 27 | 1.20 | 0 | 1 | 13 | 8 | 0 | 4 |
| 1 | G | David Kramer | 15 | 8 | 855 | 83 | 52 | 22 | 2.32 | 4 | 4 | 6 | 5 | 0 | 1 |
| Team totals | | | 32 | 32 | 2880 | 216 | 152 | 49 | 1.53 | 4 | 5 | 19 | 13 | 0 | 5 |
| Opponent totals | | | 32 | 32 | 2880 | 221 | 152 | 59 | 1.84 | 4 | 6 | 13 | 19 | 0 | 3 |

* = Played with other teams in 1996. Only Los Angeles Galaxy statistics listed here.



sponsored by HERBALIFE

1996 GAME BY GAME

| DATE | OPPONENT | RESULT | ATT. | W-L-T | POS. | PTS | NOTES: |
|------------|----------------|--------|--------|---------|------|-----|--|
| 04/13/1996 | MetroStars | W 2-1 | 69,255 | 1-0-0 | T1 | 3 | LA: Jones (37) Noamouz (56); MET: Savarese (77) |
| 04/20/1996 | at D.C. United | W 2-1 | 35,032 | 2-0-0 | 1 | 6 | LA: Cienfuegos (21) Salcedo (72); DC: Diaz Arce (7) |
| 04/28/1996 | San Jose | W 2-1 | 40,347 | 3-0-0 | 1 | 9 | LA: Vasquez (26) Cienfuegos (44); SJ: Bravo (77) |
| 05/05/1996 | D.C. United | W 3-1 | 20,471 | 4-0-0 | 1 | 12 | LA: Vasquez (42) Hurtado (53) Salcedo (71); DC: Rammel (28) |
| 05/12/1996 | at San Jose | W 2-1 | 31,728 | 5-0-0 | 1 | 15 | LA: Hurtado (9) Vanney (82); SJ: Bravo (75) |
| 05/19/1996 | Kansas City | W 2-0 | 25,231 | 6-0-0 | 1 | 18 | LA: Cienfuegos (23) Hurtado (86) |
| 05/26/1996 | Columbus | W 3-2 | 15,231 | 7-0-0 | 1 | 21 | LA: Karapetyan (29,50) Hurtado (68); CLB: Marino (24,51) |
| 06/01/1996 | at Tampa Bay | W 2-1 | 19,717 | 8-0-0 | 1 | 24 | LA: Jara (30) Karapetyan (59); TB: Lassiter (35) |
| 06/06/1996 | at New England | W 3-2 | 20,236 | 9-0-0 | 1 | 25 | LA: Jones (39) Semioli (86); NE: Naveda (72) Burns (78) |
| 06/09/1996 | at MetroStars | W 4-0 | 53,250 | 10-0-0 | 1 | 28 | LA: Hurtado (14,26,81) Razov (86) |
| 06/16/1996 | Tampa Bay | W 3-2 | 92,216 | 11-0-0 | 1 | 29 | LA: Hurtado (40) Fraser (85); TB: Galderisi (11) Lassiter (46) |
| 06/26/1996 | Colorado | W 3-1 | 21,280 | 12-0-0 | 1 | 32 | LA: Hurtado (21,31,89); COL: Bartlett (4) |
| 06/30/1996 | at Colorado | L 1-2 | 15,711 | 12-1-0 | 1 | 32 | LA: Wilson (78); COL: Wegerle (23) Bartlett (56) |
| 07/04/1996 | New England | L 0-1 | 62,703 | 12-2-0 | 1 | 32 | NE: Kerr (24) |
| 07/06/1996 | at Kansas City | L 1-3 | 17,921 | 12-3-0 | 1 | 32 | LA: Semioli (84); KC: Uderitz (3) Preki (56) Takawira (85) |
| 07/17/1996 | at Dallas | L 2-5 | 17,665 | 12-4-0 | 1 | 32 | LA: Hurtado (66) Jones (70); DAL: Kreis (23,47) Ibsen (28) Haynes (69) Elliott (83) |
| 07/21/1996 | MetroStars | W 3-0 | 17,137 | 13-4-0 | 1 | 35 | LA: Vanney (22) Karapetyan (65) Cienfuegos (71) |
| 07/27/1996 | at Tampa Bay | L 3-4 | 13,131 | 13-5-0 | 1 | 35 | LA: Jones (32,60,68); TB: Kooiman (5) Galderisi (6) Valderrama (73,75) |
| 08/01/1996 | at Colorado | W 3-2 | 9,310 | 14-5-0 | 1 | 36 | LA: Hurtado (25) Karapetyan (53); COL: Harbor (9) Balboa (50) |
| 08/04/1996 | Columbus | L 1-2 | 15,089 | 14-6-0 | 1 | 36 | LA: Cienfuegos (70); CLB: Paz (87) |
| 08/08/1996 | New England | W 1-0 | 10,251 | 15-6-0 | 1 | 39 | LA: Hurtado (80) |
| 08/11/1996 | at Kansas City | L 2-3 | 13,362 | 15-7-0 | 1 | 39 | LA: Semioli (54) Jara (87); KC: Preki (13) Chung (63) |
| 08/18/1996 | at D.C. United | L 1-2 | 24,536 | 15-8-0 | T1 | 39 | LA: Hurtado (77); DC: Harkes (3) Pope (56) |
| 08/21/1996 | Kansas City | L 1-2 | 13,073 | 15-9-0 | 2 | 39 | LA: Hurtado (24); KC: Chung (24) |
| 08/25/1996 | Dallas | L 2-3 | 19,279 | 15-10-0 | 3 | 39 | LA: Hurtado (53,80); DAL: Sonora (23) Kreis (32) Washington (76) |
| 08/28/1996 | at Columbus | L 0-2 | 16,747 | 15-11-0 | 3 | 39 | CLB: Caligiuri (9) McBride (72) |
| 09/01/1996 | at San Jose | W 2-1 | 26,184 | 16-11-0 | T2 | 40 | LA: Jones (53); SJ: Espinoza (26) |
| 09/05/1996 | Colorado | L 0-1 | 8,561 | 16-12-0 | T2 | 40 | |
| 09/10/1996 | at MetroStars | L 1-3 | 19,111 | 16-13-0 | T2 | 40 | LA: Vanney (60); MET: Joseph (23,35) De Avila (56) |
| 09/15/1996 | San Jose | W 4-2 | 14,179 | 17-13-0 | 1 | 43 | LA: Karapetyan (12) Armas (32) Hurtado (78,83); SJ: Bravo (69) Wynalda (86) |
| 09/19/1996 | at Dallas | W 2-1 | 12,569 | 18-13-0 | 1 | 46 | LA: Hurtado (11) Vanney (48); DAL: Sanchez (23) |
| 09/22/1996 | Dallas | W 2-1 | 18,347 | 19-13-0 | 1 | 49 | LA: Noamouz (76) Garvey (82); DAL: Eck (89) |

1996 LA GALAXY POSTSEASON STATISTICS (4-2-0, 10 PTS.) THROUGH GAMES OF OCTOBER 20, 1996

| UNF | POS | PLAYER | GP | GS | MIN | G | A | SHT | SOG | FC | FS | OFF | CK | C | E |
|-----|-----|---------------------|----|----|-----|---|---|-----|-----|----|----|-----|----|----|---|
| 29 | F | Eduardo Hurtado | 6 | 5 | 499 | 3 | 0 | 13 | 10 | 16 | 14 | 6 | 0 | 2 | 0 |
| 14 | M | Chris Armas | 6 | 6 | 544 | 2 | 0 | 8 | 3 | 10 | 15 | 0 | 1 | 1 | 0 |
| 3 | M | Greg Vanney | 6 | 6 | 544 | 2 | 0 | 11 | 6 | 6 | 7 | 0 | 4 | 0 | 0 |
| 10 | M | Mauricio Cienfuegos | 6 | 6 | 544 | 1 | 2 | 6 | 4 | 10 | 17 | 2 | 17 | 1 | 0 |
| 4 | D | Robin Fraser | 6 | 6 | 544 | 1 | 0 | 1 | 1 | 6 | 2 | 0 | 0 | 0 | 0 |
| 9 | G | Jorge Campos | 6 | 6 | 544 | 0 | 1 | 1 | 1 | 0 | 0 | 2 | 0 | 0 | 0 |
| 25 | F | Ante Razov | 5 | 4 | 251 | 0 | 1 | 6 | 2 | 7 | 3 | 3 | 0 | 0 | 0 |
| 6 | D | Dan Calichman | 5 | 5 | 401 | 0 | 0 | 1 | 1 | 4 | 1 | 0 | 0 | 3 | 0 |
| 21 | F | John Garvey | 1 | 0 | 6 | 0 | 0 | 0 | 0 | 0 | 1 | 0 | 0 | 0 | 0 |
| 12 | M | Guillermo Jara | 1 | 0 | 12 | 0 | 0 | 0 | 0 | 0 | 0 | 1 | 1 | 0 | 0 |
| 13 | M | Cobi Jones | 6 | 6 | 521 | 0 | 0 | 10 | 5 | 5 | 11 | 8 | 9 | 0 | 0 |
| 11 | F | Harut Karapetyan | 6 | 3 | 298 | 0 | 0 | 10 | 5 | 7 | 4 | 0 | 3 | 0 | 0 |
| 1 | G | David Kramer | 3 | 0 | 72 | 0 | 0 | 0 | 0 | 0 | 0 | 0 | 0 | 0 | 0 |
| 19 | D | Arash Noamouz | 3 | 2 | 158 | 0 | 0 | 0 | 0 | 5 | 3 | 0 | 0 | 1 | 0 |
| 20 | D | Curt Onalfo | 3 | 1 | 150 | 0 | 0 | 0 | 0 | 5 | 1 | 0 | 0 | 1 | 0 |
| 18 | M | Jorge Salcedo | 6 | 5 | 465 | 0 | 0 | 4 | 0 | 5 | 9 | 0 | 0 | 1 | 0 |
| 3 | D | Mark Semioli | 5 | 5 | 406 | 0 | 0 | 1 | 0 | 4 | 8 | 1 | 0 | 1 | 0 |
| 17 | D | Jose Vasquez | 1 | 0 | 23 | 0 | 0 | 2 | 0 | 2 | 1 | 0 | 0 | 0 | 0 |
| 8 | D | Brad Wilson | 1 | 0 | 2 | 0 | 0 | 0 | 0 | 0 | 0 | 0 | 0 | 0 | 0 |
| | | Team totals | 6 | 6 | 550 | 9 | 4 | 74 | 38 | 92 | 97 | 23 | 35 | 11 | 0 |
| | | Opponent totals | 6 | 6 | 550 | 6 | 3 | 76 | 38 | 97 | 92 | 27 | 41 | 12 | 2 |

GAME-WINNING GOALS: Greg Vanney 1, Eduardo Hurtado 1, Robin Fraser 1

GAME-WINNING ASSISTS: Ante Razov 1

PENALTY KICK GOALS/ATTEMPTS: Mauricio Cienfuegos 1-1

LOS ANGELES GALAXY INDIVIDUAL GOALKEEPING OT

| UNF | GOALKEEPER | GP | GS | MIN | SHTS | SV | GA | GAA | PG | PA | W | L | T | SO | RECORD |
|-----|------------------------|----------|----------|------------|-----------|-----------|----------|-------------|----------|----------|----------|----------|----------|----------|--------------|
| 1 | David Kramer | 3 | 0 | 72 | 3 | 2 | 0 | 0.00 | 0 | 0 | 2 | 0 | 0 | 1 | 0-0-0 |
| 9 | Jorge Campos | 6 | 6 | 544 | 35 | 25 | 6 | 0.99 | 0 | 0 | 2 | 2 | 0 | 1 | 0-1-0 |
| | Team totals | 6 | 6 | 550 | 38 | 32 | 6 | 0.98 | 0 | 0 | 4 | 2 | 0 | 2 | 0-1-0 |
| | Opponent totals | 6 | 6 | 550 | 38 | 29 | 9 | 1.47 | 1 | 1 | 2 | 4 | 0 | 1 | 1-0-0 |

1997 POSTSEASON GAME BY GAME

| DATE | OPPONENT | RESULT | ATT. | W-L-T | RD. | NOTES: |
|------------|----------------|--------|-----------------|-------|-----|---|
| 09/26/1996 | at San Jose | L 0-1 | 17,209 | 0-1-0 | QTR | SJ: Ianni (36) |
| 09/29/1996 | San Jose | W 2-0 | 27,833 | 1-1-0 | QTR | LA: Fraser (84) Hurtado (90) |
| 10/02/1996 | San Jose | W 2-0 | 30,231 | 2-1-0 | QTR | LA: Hurtado (31) Cienfuegos (36) |
| 10/10/1996 | Kansas City | W 2-1 | 25,212 | 3-1-0 | SEM | LA: Armas (48) Vanney (57); KC: Preki (52) |
| 10/13/1996 | at Kansas City | W 2-1 | 11,041 | 4-1-0 | SEM | LA: Vanney (76); KC: Preki (69) |
| 10/20/1996 | D.C. United | L | 2-3 (OT) 34,643 | 4-2-0 | FIN | LA: Hurtado (5) Armas (56); DC: Sanneh (73) Medved (81) Pope (94) |



sponsored by HERBALIFE

ALL-TIME ATTENDANCE

REGULAR SEASON

| | OVERALL | | | | -----AT HOME----- | | | -----ON THE ROAD----- | | | -----HOME----- | | |
|------|----------|-------|-----------|---------|-------------------|-----------|---------|-----------------------|----------------------------------|--|----------------|--|--|
| | RECORD | GAMES | TOTAL | AVERAGE | GAMES | TOTAL | AVERAGE | RANK | LARGEST HOME CROWD | | | | |
| 1996 | 19-13-0 | 16 | 462,650 | 28,916 | 16 | 346,210 | 21,638 | 1st | 92,216 (6/16/96, 2-2 SOW vs. TB) | | | | |
| 1997 | 16-16-0 | 16 | 330,015 | 20,626 | 16 | 246,179 | 15,386 | 2nd | 53,147 (3/29/97, 0-0 SOL vs. DC) | | | | |
| 1998 | 24-8-0 | 16 | 348,549 | 21,784 | 16 | 259,795 | 16,237 | 1st | 53,655 (7/04/98, 2-0 W vs. KC) | | | | |
| 1999 | 20-12-0 | 16 | 282,113 | 17,632 | 16 | 211,658 | 13,229 | 2nd | 60,433 (7/04/99, 1-2 L vs. MIA) | | | | |
| 2000 | 14-10-8 | 16 | 326,392 | 20,400 | 16 | 264,085 | 16,505 | 1st | 53,844 (7/04/00, 1-0 W vs. CLB) | | | | |
| 2001 | 14-7-5 | 13 | 226,035 | 17,387 | 13 | 176,068 | 13,544 | 4th | 52,634 (7/04/01, 0-2 L vs. CLB) | | | | |
| 2002 | 16-9-3 | 14 | 266,664 | 19,047 | 14 | 221,462 | 15,819 | 2nd | 55,234 (7/04/02, 2-1 W vs. SJ) | | | | |
| 2003 | 9-12-9 | 15 | 329,752 | 21,983 | 15 | 209,091 | 13,939 | 1st | 27,000 (multiple occasions) | | | | |
| 2004 | 11-9-10 | 15 | 357,137 | 23,809 | 15 | 217,411 | 14,494 | 1st | 27,000 (multiple occasions) | | | | |
| 2005 | 13-13-6 | 16 | 387,256 | 24,204 | 16 | 308,241 | 19,265 | 1st | 27,000 (multiple occasions) | | | | |
| 2006 | 11-15-6 | 16 | 333,016 | 20,814 | 16 | 318,870 | 19,929 | 1st | 27,000 (multiple occasions) | | | | |
| 2007 | 9-14-7 | 15 | 363,782 | 24,252 | 15 | 420,525 | 28,035 | 1st | 27,000 (multiple occasions) | | | | |
| 2008 | 8-13-9 | 15 | 390,132 | 26,009 | 15 | 421,978 | 28,132 | 1st | 27,000 (multiple occasions) | | | | |
| 2009 | 12-6-12 | 15 | 306,240 | 20,416 | 15 | 298,558 | 19,904 | 2nd | 27,000 (multiple occasions) | | | | |
| 2010 | 18-7-5 | 15 | 321,552 | 21,437 | 15 | 277,839 | 18,523 | 2nd | 27,000 (multiple occasions) | | | | |
| 2011 | 19-5-10 | 17 | 396,693 | 23,335 | 17 | 386,251 | 22,721 | 2nd | 27,000 (multiple occasions) | | | | |
| 2012 | 16-12-6 | 17 | 393,319 | 23,136 | 17 | 459,436 | 27,026 | 2nd | 27,000 (multiple occasions) | | | | |
| 2013 | 15-11-8 | 17 | 370,084 | 21,770 | 17 | 401,133 | 23,596 | 2nd | 27,000 (8/31/13, 3-0 W vs. SJ) | | | | |
| 2014 | 17-7-10 | 17 | 361,392 | 21,258 | 17 | 396,396 | 23,317 | 3d | 27,244 (10/19/14, 2-2 T vs. SEA) | | | | |
| TOT. | 281-199- | 297 | 6,552,773 | 22,063 | 297 | 5,841,186 | 19,667 | 1st | | | | | |

PLAYOFFS

| | OVERALL | | | | -----AT HOME----- | | | -----ON THE ROAD----- | | | -----HOME----- | | |
|------|---------|-------|---------|---------|-------------------|---------|---------|-----------------------|------------------------------------|--|----------------|--|--|
| | RECORD | GAMES | TOTAL | AVERAGE | GAMES | TOTAL | AVERAGE | RANK | LARGEST HOME CROWD | | | | |
| 1996 | 4-2-0 | 3 | 83,276 | 27,759 | 2 | 28,250 | 14,125 | 1st | 30,231 (10/02/96, 2-0 W vs. SJ) | | | | |
| 1997 | 0-2-0 | 1 | 18,921 | 18,921 | 1 | 11,248 | 11,248 | 1st | 18,921 (10/05/97, 0-0 SOL vs. DAL) | | | | |
| 1998 | 2-2-0 | 2 | 35,154 | 17,577 | 2 | 40,874 | 20,437 | 3rd | 25,107 (10/10/98, 0-1 L vs. CHI) | | | | |
| 1999 | 4-2-0 | 3 | 59,382 | 19,794 | 2 | 20,358 | 10,179 | 1st | 25,703 (11/11/99, 3-1 W vs. DAL) | | | | |
| 2000 | 3-1-1 | 2 | 34,700 | 17,350 | 3 | 25,718 | 8,573 | 1st | 20,849 (10/03/00, 2-1 W vs. KC) | | | | |
| 2001 | 3-2-2 | 3 | 27,834 | 9,278 | 3 | 36,649 | 12,216 | 6th | 11,580 (9/23/01, 1-1 T vs. MET) | | | | |
| 2002 | 5-1-0 | 3 | 54,040 | 18,013 | 2 | 21,851 | 10,926 | 1st | 24,742 (10/05/02, 4-0 W vs. COL) | | | | |
| 2003 | 1-1-0 | 1 | 20,201 | 20,201 | 1 | 14,145 | 14,145 | 1st | 20,201 (11/01/03, 2-0 W vs. SJ) | | | | |
| 2004 | 1-2-0 | 1 | 20,026 | 20,026 | 2 | 19,959 | 9,980 | 1st | 20,026 (10/30/04, 2-0 W vs. COL) | | | | |
| 2005 | 3-0-1 | 1 | 17,466 | 17,466 | 2 | 30,613 | 15,307 | 3rd | 17,466 (10/23/05, 3-1 W vs. SJ) | | | | |
| 2009 | 2-0-2 | 2 | 52,373 | 26,187 | 1 | 25,218 | 25,218 | 3rd | 27,000 (11/08/09, 1-0 W vs. CHV) | | | | |
| 2010 | 2-1-0 | 2 | 54,000 | 27,000 | 1 | 35,521 | 35,521 | 2nd | 27,000 (multiple occasions) | | | | |
| 2011 | 4-0-0 | 2 | 50,437 | 25,219 | 1 | 22,663 | 22,663 | 2nd | 27,000 (11/03/11, 2-1 W vs. NY) | | | | |
| 2012 | 4-2-0 | 4 | 99,213 | 24,803 | 2 | 55,319 | 27,660 | 2nd | 30,510 (12/01/12, 3-1 W vs. HOU) | | | | |
| 2013 | 1-1-0 | 1 | 27,000 | 27,000 | 1 | 19,042 | 19,042 | 2nd | 27,000 (11/03/13, 1-0 W vs. RSL) | | | | |
| 2014 | 3-1-1 | 2 | 54,000 | 27,000 | 2 | 67,471 | 33,736 | 2d | 27,000 (11/09/14, 5-0 W vs. RSL) | | | | |
| TOT. | 42-21-6 | 32 | 677,513 | 21,172 | 28 | 474,899 | 16,961 | 1st | | | | | |

ALL TIME OWN GOALS

OWN GOALS RECEIVED:

| Player | Date | Opp. | Minute | Result |
|-------------------|------------|--------|--------|----------|
| Francis Okaroh | 08/08/1998 | at CHI | 37' | W 2-1 |
| Ted Eck | 08/14/1999 | vs DAL | 58' | W 2-0 |
| Brandon Pollard | 10/03/1999 | at DAL | 30' | L 3-4 |
| Carey Talley | 05/20/2000 | vs DC | 35' | W 2-1 |
| Ian Bishop | 06/16/2001 | at MIA | 35' | T 3-3 |
| Joseph Addo | 08/18/2001 | vs TB | 21' | W 5-1 |
| Steve Jolley | 05/29/2004 | vs DAL | 65' | W 4-1 |
| Bobby Boswell | 08/20/2005 | at DC | 28' | W 3-2 |
| Bobby Rhine | 09/21/2005 | at DAL | 86' | L 1-4 |
| Bryan Namoff | 08/26/2006 | at DC | 71' | W 5-2 |
| Duilio Davino | 05/18/2008 | at DAL | 34' | W 5-1 |
| Ugo Ihemelu | 10/12/2008 | vs COL | 70' | W 3-2 |
| Jair Benitez | 09/12/2009 | vs DAL | 26' | L 3-6 |
| Bobby Burling | 10/24/2009 | vs SJ | 24' | W 2-0 |
| James Riley | 07/04/2010 | vs SEA | 77' | W 3-1 |
| Drew Moor | 06/18/2011 | at COL | 25' | W 3-1 |
| Jamison Olave | 10/01/2011 | vs RSL | 72' | W 2-1 |
| Marvell Wynne | 04/21/2012 | at COL | 22' | W 2-1 |
| Jason Hernandez | 06/30/2012 | at SJ | 36' | L 3-4 |
| Zac MacMath | 05/15/2013 | at PHI | | 3' W 4-1 |
| Rauwshan McKenzie | 07/04/2014 | vs POR | 86' | T 2-2 |

OWN GOALS CONCEDED:

| Player | Date | Opp. | Minute | Result |
|------------------|------------|--------|--------|--------|
| Greg Vanney | 05/30/1997 | vs KC | 89' | L 1-3 |
| Robin Fraser | 07/25/1998 | vs DC | 44' | L 0-1 |
| Danny Pena | 08/08/1998 | at CHI | 87' | W 2-1 |
| Ezra Hendrickson | 09/05/1998 | at MIA | 14' | W 5-3 |
| Ezra Hendrickson | 09/04/1999 | at MIA | 27' | W 2-1 |
| Sasha Victorine | 10/02/2004 | vs KC | 89' | T 1-1 |
| Michael Umana | 06/25/2005 | at SJ | 65' | L 0-3 |
| Tyrone Marshall | 06/25/2005 | at SJ | 68' | L 0-3 |
| Troy Roberts | 09/21/2005 | at DAL | 34' | L 1-4 |
| Chris Albright | 08/26/2006 | at DC | 9' | W 5-2 |
| Bryan Jordan | 10/18/2008 | at HOU | 14' | L 0-3 |
| Edson Buddle | 10/16/2010 | vs COL | 18' | L 1-3 |
| Omar Gonzalez | 05/14/2011 | vs KC | 39' | W 4-1 |
| Sean Franklin | 03/10/2012 | vs RSL | 73' | L 1-3 |
| Mike Magee | 05/26/2012 | at HOU | 38' | L 1-2 |
| Leonardo | 08/27/2014 | vs DC | 58' | W 4-1 |



sponsored by HERBALIFE

ALL TIME PENALTY KICKS

| DATE | OPP. | RESULT | MIN. | PLAYER | GOALKEEPER | RESULT |
|------------|--------|--------|------|---------------------|------------------|-----------|
| 04/20/1996 | at DC | W 2-1 | 21' | Mauricio Cienfuegos | Jeff Causey | Goal |
| 06/09/1996 | at MET | W 4-0 | 81' | Eduardo Hurtado | Tony Meola | Goal |
| 07/27/1996 | at TB | L 3-4 | 22' | Mauricio Cienfuegos | Mark Dougherty | Wide Left |
| 08/04/1996 | vs CLB | L 1-2 | 70' | Mauricio Cienfuegos | David Winner | Goal |
| 08/21/1996 | vs KC | L 1-2 | 24' | Eduardo Hurtado | Garth Lagerwey | Goal |
| 09/15/1996 | vs SJ | W 4-2 | 78' | Eduardo Hurtado | Tom Liner | Saved |
| 04/12/1997 | at SJ | L 1-4 | 38' | Mauricio Cienfuegos | Dave Salzwedel | Goal |
| 04/26/1997 | vs DAL | L 1-2 | 73' | Mauricio Cienfuegos | Mark Dodd | Goal |
| 07/25/1997 | at DAL | W 3-0 | 57' | Mauricio Cienfuegos | Mark Dodd | Goal |
| 08/17/1997 | vs SJ | L 2-3 | 80' | Mauricio Cienfuegos | David Kramer | Goal |
| 04/18/1998 | at KC | W 2-1 | 89' | Mauricio Cienfuegos | Mike Ammann | Goal |
| 04/25/1998 | vs TB | W 5-1 | 52' | Mauricio Cienfuegos | Thomas Ravelli | Goal |
| 06/18/1998 | vs COL | W 2-1 | 60' | Mauricio Cienfuegos | Marcus Hahnemann | Goal |
| 06/27/1998 | at SJ | W 2-1 | 64' | Mauricio Cienfuegos | David Kramer | Saved |
| 07/18/1998 | vs MIA | L 2-3 | 76' | Mauricio Cienfuegos | Jeff Cassar | Goal |
| 08/22/1998 | at NE | W 5-1 | 71' | Cobi Jones | Ian Feuer | Saved |
| 04/24/1999 | vs SJ | W 1-0 | 75' | Mauricio Cienfuegos | Joe Cannon | Saved |
| 08/07/1999 | at SJ | W 4-1 | 68' | Mauricio Cienfuegos | Joe Cannon | Saved |
| 08/14/1999 | vs DAL | W 2-0 | 6' | Cobi Jones | Matt Jordan | Saved |
| 09/01/1999 | vs SJ | W 3-1 | 71' | Greg Vanney | Joe Cannon | Goal |
| 03/18/2000 | vs COL | W 2-1 | 74' | Greg Vanney | Adin Brown | Goal |
| 04/22/2000 | vs MIA | W 2-0 | 3' | Greg Vanney | Garth Lagerwey | Goal |
| 04/29/2000 | at MET | W 1-0 | 83' | Greg Vanney | Mike Ammann | Saved |
| 05/20/2000 | vs DC | W 2-1 | 59' | Greg Vanney | Mark Simpson | Goal |
| 06/21/2000 | vs CHI | T 1-1 | 89' | Greg Vanney | Zach Thornton | Goal |
| 07/01/2000 | at DAL | L 2-4 | 93+ | Greg Vanney | Matt Jordan | Goal |
| 08/26/2000 | at SJ | W 3-0 | 75' | Luis Hernandez | Jon Conway | Goal |
| 04/14/2001 | at KC | L 1-2 | 80' | Greg Vanney | Tony Meola | Saved |
| 05/05/2001 | vs KC | W 2-1 | 32' | Greg Vanney | Tony Meola | Goal |
| 05/09/2001 | at TB | T 4-4 | 62' | Greg Vanney | Scott Garlick | Goal |
| 05/30/2001 | at CHI | W 4-3 | 22' | Greg Vanney | Zach Thornton | Goal |
| 07/07/2001 | at DC | W 3-0 | 83' | Luis Hernandez | Mike Ammann | Goal |
| 07/14/2001 | vs MIA | W 3-0 | 91+ | Greg Vanney | Nick Rimando | Goal |
| 08/11/2001 | vs DC | W 1-0 | 64' | Greg Vanney | Mike Ammann | Saved |
| 03/23/2002 | vs DC | W 2-1 | 92' | Carlos Ruiz | Nick Rimando | Goal |
| 05/11/2002 | at CHI | W 1-0 | 5' | Carlos Ruiz | Zach Thornton | Goal |
| 07/20/2002 | vs KC | T 2-2 | 31' | Carlos Ruiz | Bo Oshoniyi | Saved |
| 08/17/2002 | vs COL | W 4-0 | 12' | Mauricio Cienfuegos | David Kramer | Saved |
| 09/21/2002 | at SJ | W 1-0 | 94+ | Carlos Ruiz | Joe Cannon | Goal |
| 06/07/2003 | vs COL | W 2-0 | 91+ | Carlos Ruiz | Scott Garlick | Goal |
| 06/14/2003 | vs KC | W 2-1 | 73' | Carlos Ruiz | Tony Meola | Goal |
| 06/28/2003 | vs DAL | W 3-0 | 63' | Carlos Ruiz | D.J. Countess | Goal |
| 07/04/2003 | vs NE | T 2-2 | 28' | Carlos Ruiz | Adin Brown | Goal |
| 08/09/2003 | vs CLB | W 3-1 | 68' | Carlos Ruiz | Jon Busch | Goal |
| 08/30/2003 | vs DAL | W 2-1 | 50' | Carlos Ruiz | D.J. Countess | Goal |
| 08/30/2003 | vs DAL | W 2-1 | 81' | Carlos Ruiz | D.J. Countess | Saved |
| 10/11/2003 | at KC | L 1-2 | 67' | Carlos Ruiz | Tony Meola | Goal |
| 04/24/2004 | vs CLB | W 2-0 | 59' | Carlos Ruiz | Jon Busch | Goal |
| 05/29/2004 | vs DAL | W 4-1 | 94+ | Jovan Kirovski | Scott Garlick | Goal |
| 06/19/2004 | at MET | L 1-2 | 47' | Andreas Herzog | Zach Wells | Goal |
| 07/17/2004 | at DC | T 1-1 | 66' | Carlos Ruiz | Troy Perkins | Goal |
| 10/02/2004 | vs KC | T 1-1 | 16' | Carlos Ruiz | Bo Oshoniyi | Saved |
| 05/08/2005 | vs COL | W 3-2 | 86' | Landon Donovan | Joe Cannon | Goal |
| 05/08/2005 | vs COL | W 3-2 | 91+ | Landon Donovan | Joe Cannon | Goal |
| 06/04/2005 | vs MET | T 2-2 | 19' | Jovan Kirovski | Zach Wells | Goal |

| | | | | | | |
|------------|--------|-------|-----|-------------------|---------------------|------------|
| 08/10/2005 | at CHV | W 1-0 | 83' | Landon Donovan | Brad Guzan | Goal |
| 09/10/2005 | vs COL | W 4-1 | 87' | Guillermo Ramirez | Joe Cannon | Goal |
| 10/15/2005 | vs SJ | L 1-3 | 68' | Landon Donovan | Pat Onstad | Goal |
| 08/26/2006 | at DC | W 5-2 | 66' | Landon Donovan | Troy Perkins | Goal |
| 06/23/2007 | vs CLB | L 2-3 | 26' | Kyle Martino | William Hesmer | Save |
| 07/04/2007 | vs CHI | W 2-0 | 16' | Landon Donovan | Jon Busch | Goal |
| 07/04/2007 | vs CHI | W 2-0 | 87' | Landon Donovan | Jon Busch | Goal |
| 09/01/2007 | vs RSL | L 1-2 | 50' | Landon Donovan | Nick Rimando | Save |
| 09/19/2007 | at RSL | T 2-2 | 79' | Landon Donovan | Nick Rimando | Goal |
| 09/23/2007 | vs FCD | W 2-1 | 25' | Landon Donovan | Dario Sala | Goal |
| 10/13/2007 | vs TFC | W 2-1 | 56' | Landon Donovan | Kenny Stamatopoulos | Goal |
| 04/13/2008 | vs TFC | L 2-3 | 58' | Landon Donovan | Greg Sutton | Goal |
| 05/24/2008 | vs KC | W 3-1 | 54' | Landon Donovan | Kevin Hartman | Goal |
| 06/21/2008 | vs CLB | T 3-3 | 83' | Landon Donovan | William Hesmer | Goal |
| 03/22/2009 | vs DC | T 2-2 | 80 | Landon Donovan | Josh Wicks | Goal |
| 05/02/2009 | vs NY | W 1-0 | 39' | Landon Donovan | Jon Conway | Goal |
| 05/06/2009 | at RSL | T 2-2 | 91+ | Landon Donovan | Chris Seitz | Goal |
| 07/18/2010 | at DC | W 2-1 | 58' | Landon Donovan | Troy Perkins | Goal |
| 08/01/2010 | vs CHI | L 2-3 | 37' | Landon Donovan | Sean Johnson | Goal |
| 08/01/2010 | vs CHI | L 2-3 | 81' | Landon Donovan | Sean Johnson | Goal |
| 09/04/2010 | at CHI | T 1-1 | 23' | Landon Donovan | Sean Johnson | Save |
| 04/23/2011 | vs POR | W 3-0 | 8' | Landon Donovan | Troy Perkins | Goal |
| 05/14/2011 | vs KC | W 4-1 | 44' | Landon Donovan | Eric Kronberg | Goal |
| 05/25/2011 | vs HOU | W 1-0 | 46+ | Landon Donovan | Tally Hall | Goal |
| 07/30/2011 | at VAN | W 4-0 | 75' | Landon Donovan | Joe Cannon | Goal |
| 04/28/2012 | vs FCD | T 1-1 | 48' | Robbie Keane | Chris Seitz | Wide Right |
| 06/23/2012 | vs VAN | W 3-0 | 41' | Landon Donovan | Joe Cannon | Goal |
| 07/08/2012 | at CHI | W 2-0 | 24' | Robbie Keane | Sean Johnson | Goal |
| 07/14/2012 | at POR | W 5-3 | 27' | Landon Donovan | Troy Perkins | Goal |
| 03/23/2013 | vs COL | W 1-0 | 50' | Mike Magee | Clint Irwin | Goal |
| 04/13/2013 | vs DAL | L 0-1 | 69' | Landon Donovan | Raul Fernandez | Save |
| 05/05/2013 | vs HOU | L 0-1 | 25' | Landon Donovan | Tally Hall | Save |
| 05/26/2013 | vs SEA | W 4-0 | 34' | Robbie Keane | Michael Gspurning | Goal |
| 05/26/2013 | vs SEA | W 4-0 | 44' | Robbie Keane | Michael Gspurning | Goal |
| 07/04/2013 | vs CLB | W 2-1 | 85' | Robbie Keane | Andy Gruenebaum | Goal |
| 07/04/2013 | vs CLB | W 2-1 | 92+ | Robbie Keane | Andy Gruenebaum | Goal |
| 08/31/2013 | vs SJ | W 3-0 | 43' | Robbie Keane | Jon Busch | Goal |
| 03/08/2014 | vs RSL | L 0-1 | 93+ | Robbie Keane | Nick Rimando | Save |
| 05/03/2014 | at COL | W 1-0 | 62' | Robbie Keane | Clint Irwin | Wide Right |
| 07/12/2014 | vs RSL | W 1-0 | 90+ | Marcelo Sarvas | Nick Rimando | Save |
| 08/02/2014 | vs POR | W 3-1 | 85' | Robbie Keane | Donovan Ricketts | Goal |
| 09/05/2014 | vs COL | W 6-0 | 5' | Landon Donovan | Clint Irwin | Goal |
| 09/05/2014 | vs COL | W 6-0 | 47' | Landon Donovan | Clint Irwin | Goal |
| 09/14/2014 | at SJ | T 1-1 | 37' | Robbie Keane | Jon Busch | Crossbar |



sponsored by HERBALIFE

| DATE | OPP. | RESULT | MIN. | PLAYER | GOALKEEPER | RESULT |
|------------|--------|--------|------|----------------------------|---------------|------------|
| 05/19/1996 | vs KC | W 2-0 | 20' | Preki | Jorge Campos | Saved |
| 07/27/1996 | at TB | L 3-4 | 73' | Carlos Valderrama | David Kramer | Goal |
| 07/27/1996 | at TB | L 3-4 | 75' | Carlos Valderrama | David Kramer | Goal |
| 08/11/1996 | at KC | L 2-3 | 13' | Preki | David Kramer | Goal |
| 09/15/1996 | vs SJ | W 4-2 | 86' | Eric Wynalda | David Kramer | Goal |
| 04/05/1997 | at KC | L 2-3 | 41' | Preki | David Kramer | Goal |
| 05/02/1997 | at DC | L 0-2 | 38' | Jaime Moreno | David Kramer | Goal |
| 06/28/1997 | at TB | L 2-3 | 74' | Martin Vasquez | Kevin Hartman | Saved |
| 07/27/1997 | at COL | W 2-1 | 66' | Chris Henderson | Jorge Campos | Goal |
| 08/09/1997 | at DC | L 2-4 | 40' | Jaime Moreno | Kevin Hartman | Goal |
| 09/19/1997 | vs DAL | W 2-1 | 54' | Damian | Jorge Campos | Goal |
| 08/22/1998 | at NE | W 5-1 | 76' | Raul Diaz Arce | Kevin Hartman | High |
| 07/11/1999 | at NE | W 5-2 | 66' | Joe-Max Moore | Kevin Hartman | Goal |
| 08/21/1999 | vs MET | W 4-1 | 71' | Mark Chung | Kevin Hartman | Goal |
| 10/03/1999 | at DAL | L 3-4 | 7' | Jason Kreis | Kevin Hartman | Saved |
| 10/03/1999 | at DAL | L 3-4 | 64' | Jason Kreis | Kevin Hartman | Goal |
| 03/18/2000 | vs COL | W 2-1 | 64' | Paul Bravo | Kevin Hartman | Goal |
| 06/17/2000 | vs TB | W 2-1 | 48' | Carlos Valderrama | Kevin Hartman | Left Post |
| 07/08/2000 | at MIA | W 5-3 | 82' | Henry Gutierrez | Kevin Hartman | Wide Right |
| 07/22/2000 | at TB | L 0-2 | 74' | Steve Ralston | Matt Reis | Saved |
| 08/19/2000 | at CHI | L 1-2 | 52' | Hristo Stoitchkov | Matt Reis | Goal |
| 08/30/2000 | vs SJ | W 2-1 | 89' | Dario Brose | Kevin Hartman | Goal |
| 05/05/2001 | vs KC | W 2-1 | 18' | Matt McKeon | Matt Reis | Goal |
| 05/30/2001 | at CHI | W 4-3 | 12' | Hristo Stoitchkov | Matt Reis | Goal |
| 07/14/2001 | vs MIA | W 3-0 | 33' | Preki | Kevin Hartman | Saved |
| 05/04/2002 | at KC | W 2-1 | 29' | Preki | Matt Reis | Goal |
| 06/15/2002 | at MET | L 0-5 | 92+ | Mamadou Diallo | Kevin Hartman | Goal |
| 08/14/2002 | at CLB | L 2-3 | 24' | Kyle Martino | Kevin Hartman | Goal |
| 09/21/2002 | at SJ | W 1-0 | 15' | Ronnie Ekelund | Kevin Hartman | Saved |
| 04/19/2003 | at MET | T 1-1 | 42' | Jaime Moreno | Kevin Hartman | Goal |
| 04/26/2003 | at SJ | L 0-1 | 54' | Landon Donovan | Kevin Hartman | Goal |
| 06/14/2003 | vs KC | W 2-1 | 97+ | Preki | Kevin Hartman | Saved |
| 08/23/2003 | vs NE | W 2-1 | 86' | Jose Cancela | Kevin Hartman | Goal |
| 05/01/2004 | at NE | L 1-2 | 71' | Jose Cancela | Kevin Hartman | Goal |
| 06/12/2004 | vs CHI | W 3-2 | 67' | Ante Razov | Kevin Hartman | Goal |
| 07/10/2004 | vs COL | W 2-0 | 87' | John Spencer | Kevin Hartman | Saved |
| 08/08/2004 | at MET | L 0-3 | 36' | Amado Guevara | Kevin Hartman | Goal |
| 09/04/2004 | at CLB | L 1-3 | 68' | Ross Paule | Kevin Hartman | Goal |
| 05/08/2005 | vs COL | W 3-2 | 88' | Jeff Cunningham | Kevin Hartman | Goal |
| 06/15/2005 | at COL | L 0-1 | 9' | Jeff Cunningham | Kevin Hartman | Goal |
| 07/09/2005 | at MET | L 1-2 | 14' | Amado Guevara | Kevin Hartman | Goal |
| 07/27/2005 | at NE | T 1-1 | 26' | Shalrie Joseph | Kevin Hartman | Goal |
| 08/13/2005 | at CHI | L 1-2 | 20' | Jesse Marsch | Kevin Hartman | Goal |
| 08/20/2005 | at DC | W 3-2 | 66' | Jaime Moreno | Kevin Hartman | Goal |
| 05/06/2006 | at NE | L 0-4 | 69' | Shalrie Joseph | Kevin Hartman | Goal |
| 08/30/2006 | at RSL | L 0-1 | 92+ | Andy Williams | Kevin Hartman | Saved |
| 09/23/2006 | at CHI | L 1-2 | 84' | Andy Herron | Kevin Hartman | Goal |
| 04/12/2007 | vs FCD | L 1-2 | 35' | Carlos Ruiz | Joe Cannon | Goal |
| 06/09/2007 | at FCD | L 1-3 | 53' | Abe Thompson | Joe Cannon | Goal |
| 06/23/2007 | vs CLB | L 2-3 | 39' | Ned Grabavoy | Joe Cannon | Save |
| 09/16/2007 | vs HOU | L 1-3 | 47' | Dwayne DeRosario | Joe Cannon | Goal |
| 09/19/2007 | at RSL | T 2-2 | 56' | Carey Talley | Joe Cannon | Goal |
| 03/29/2008 | at COL | L 0-4 | 60' | Christian Gomez | Steve Cronin | Goal |
| 06/21/2008 | vs CLB | T 3-3 | 71' | Guillermo Barros Schelotto | Steve Cronin | Goal |
| 06/29/2008 | at DC | L 1-4 | 5' | Jaime Moreno | Steve Cronin | Goal |

| | | | | | | |
|------------|--------|-------|-----|-------------------|------------------|------|
| 10/12/2008 | vs COL | W 3-2 | 88' | Tom McManus | Josh Saunders | Goal |
| 03/22/2009 | vs DC | T 2-2 | 44' | Christian Gomez | Josh Saunders | Goal |
| 05/06/2009 | at RSL | T 2-2 | 92+ | Will Johnson | Donovan Ricketts | Goal |
| 06/20/2009 | at SJ | L 1-2 | 6' | Pablo Campos | Donovan Ricketts | Goal |
| 07/16/2009 | at NY | W 3-1 | 87' | Juan Pablo Angel | Donovan Ricketts | Goal |
| 07/16/2009 | at NY | W 3-1 | 91+ | Juan Pablo Angel | Donovan Ricketts | Save |
| 08/08/2009 | at NE | W 2-1 | 83' | Steve Ralston | Donovan Ricketts | Goal |
| 09/24/2010 | vs NY | L 0-2 | 60' | Juan Pablo Angel | Donovan Ricketts | Goal |
| 03/26/2011 | at RSL | L 1-4 | 10' | Javier Morales | Josh Saunders | Goal |
| 04/09/2011 | at DC | T 1-1 | 90' | Charlie Davies | Donovan Ricketts | Goal |
| 07/04/2011 | vs SEA | T 0-0 | 18' | Fredy Montero | Brian Perk | Save |
| 09/05/2011 | at KC | T 2-2 | 92+ | Omar Bravo | Josh Saunders | Goal |
| 04/21/2012 | at COL | W 2-1 | 93+ | Omar Cummings | Josh Saunders | Save |
| 04/28/2012 | vs FCD | T 1-1 | 61' | Brek Shea | Bill Gaudette | Goal |
| 05/19/2012 | at CHV | L 0-1 | 72' | Jose Erick Correa | Brian Perk | Goal |
| 05/23/2012 | vs SJ | L 2-3 | 82' | Khari Stephenson | Brian Perk | Goal |
| 04/13/2013 | vs DAL | L 0-1 | 61' | Kenny Cooper | Carlo Cudicini | Save |
| 05/25/2014 | vs PHI | W 4-1 | 88' | Maurice Edu | Jaime Penedo | Goal |
| 06/01/2014 | at CHI | T 1-1 | 68' | Jeff Larentowicz | Jaime Penedo | Goal |
| 07/16/2014 | vs NE | W 5-1 | 38' | Lee Nguyen | Jaime Penedo | Goal |



ALL TIME RED CARDS

GALAXY RED CARDS:

| PLAYER | DATE | OPP. | MINUTE | RESULT |
|---------------------|------------|--------|--------|--------|
| Brian Taylor | 04/05/1997 | at KC | 77' | L 2-3 |
| Chris Armas | 05/02/1997 | at DC | 24' | L 0-2 |
| Jorge Campos | 05/30/1997 | vs KC | 67' | L 1-3 |
| John Jones | 06/15/1997 | vs TB | 57' | W 4-1 |
| Paul Caligiuri | 09/10/1997 | vs COL | 90' | W 2-0 |
| Danny Pena | 04/04/1998 | at COL | 77' | W 1-0 |
| Robin Fraser | 04/11/1998 | at MET | 46' | W 3-2 |
| Danny Pena | 04/25/1998 | vs TB | 86' | W 5-1 |
| Carlos Hermosillo | 07/10/1998 | at DC | 82' | L 0-3 |
| Welton | 07/25/1998 | vs DC | 57' | L 0-1 |
| Robin Fraser | 07/29/1998 | at DAL | 33' | L 0-3 |
| Clint Mathis | 09/20/1998 | vs SJ | 66' | L 0-1 |
| Clint Mathis | 05/01/1999 | at MET | 74' | W 1-0 |
| Paul Caligiuri | 06/12/1999 | vs CHI | 51' | W 2-1 |
| Ezra Hendrickson | 05/24/2000 | at NE | 92+ | L 1-2 |
| Ezra Hendrickson | 06/10/2000 | at COL | 72' | L 0-1 |
| Ezra Hendrickson | 07/08/2000 | at MIA | 94+ | W 5-3 |
| Robin Fraser | 08/19/2000 | at CHI | 76' | L 1-2 |
| Peter Vagenas | 06/08/2002 | vs CHI | 69' | W 1-0 |
| Danny Califf | 07/20/2002 | vs KC | 78' | T 2-2 |
| Kevin Hartman | 08/14/2002 | at CLB | 92+ | L 2-3 |
| Brian Mullan | 08/21/2002 | vs KC | 93+ | W 2-1 |
| Ezra Hendrickson | 09/07/2002 | at CHI | 48+ | W 2-1 |
| Ezra Hendrickson | 05/17/2003 | at DAL | 63' | T 1-1 |
| Carlos Ruiz | 05/24/2003 | at KC | 94+ | L 1-2 |
| Mauricio Cienfuegos | 06/14/2003 | vs KC | 98+ | W 2-1 |
| Chris Albright | 08/08/2004 | at MET | 68' | L 0-3 |
| Ugo Ihemelu | 05/21/2005 | vs SJ | 63' | W 2-1 |
| Tyrone Marshall | 10/15/2005 | vs SJ | 17' | L 1-3 |
| Kyle Martino | 05/26/2007 | at COL | 25' | L 0-1 |
| Tyrone Marshall | 06/09/2007 | at DAL | 89' | L 1-3 |
| Kyle Martino | 08/09/2007 | at DC | 67' | L 0-1 |
| Kevin Harmse | 08/23/2007 | vs CHV | 48+ | L 0-3 |
| Troy Roberts | 09/01/2007 | vs RSL | 77' | L 1-2 |
| Abel Xavier | 03/29/2008 | at COL | 89' | L 0-4 |
| Alan Gordon | 06/07/2008 | vs COL | 44' | W 3-2 |
| Alvaro Pires | 10/26/2008 | vs DAL | 40' | T 2-2 |
| Demis Kovalenko | 04/04/2009 | vs COL | 59' | L 2-3 |
| Alan Gordon | 04/11/2009 | vs CHV | 71' | T 0-0 |
| Gregg Berhalter | 04/11/2009 | vs CHV | 79' | T 0-0 |
| Gregg Berhalter | 05/30/2009 | vs KC | 59' | T 1-1 |
| Eddie Lewis | 06/13/2009 | vs RSL | 65' | L 0-2 |
| David Beckham | 08/15/2009 | vs SEA | 17' | L 0-2 |
| Eddie Lewis | 08/15/2009 | vs SEA | 79' | L 0-2 |
| Eddie Lewis | 10/03/2010 | at CHV | 76' | W 2-1 |
| Chris Birchall | 04/02/2011 | vs PHI | 53' | W 1-0 |
| Jovan Kirovski | 04/09/2011 | at DC | 95+ | T 1-1 |
| Juninho | 04/13/2011 | at TOR | 93+ | T 0-0 |
| Josh Saunders | 06/25/2011 | at SJ | 43' | T 0-0 |
| David Junior Lopes | 05/19/2012 | at CHV | 70' | L 0-1 |
| Hector Jimenez | 05/23/2012 | vs SJ | 59' | L 2-3 |
| Dan Gargan | 07/16/2014 | vs NE | 36' | W 5-1 |
| Omar Gonzalez | 10/19/2014 | vs SEA | 88' | T 2-2 |

OPPONENT RED CARDS:

| PLAYER | DATE | OPP. | MINUTE | RESULT |
|-------------------|------------|--------|--------|--------|
| Todd Yeagley | 05/26/1996 | vs CLB | 23' | W 3-2 |
| Diego Viera | 06/01/1996 | at TB | 90' | W 2-1 |
| Nicola Caricola | 06/09/1996 | at MET | 65' | W 4-0 |
| Alexi Lalas | 07/04/1996 | vs NE | 79' | L 0-1 |
| Mike Clark | 08/04/1996 | vs CLB | 33' | L 1-2 |
| Frankie Hejduk | 06/15/1997 | vs TB | 57' | W 4-1 |
| Ben Iroha | 07/12/1997 | vs DC | 64' | W 3-1 |
| Marco Etcheverry | 07/12/1997 | vs DC | 65' | W 3-1 |
| Ted Chronopoulos | 08/14/1997 | at NE | 82' | W 2-1 |
| Istvan Urbanyi | 08/17/1997 | vs SJ | 84' | L 2-3 |
| Steve Trittschuh | 09/10/1997 | vs COL | 53' | W 2-0 |
| Daniel Peinado | 09/19/1997 | vs DAL | 76' | W 2-1 |
| Mike Duhaney | 04/25/1998 | vs TB | 50' | W 5-1 |
| Leonel Alvarez | 06/04/1998 | at DAL | 18' | W 8-1 |
| Manny Motajo | 06/07/1998 | vs NE | 27' | W 5-1 |
| Mario Gori | 07/25/1998 | vs DC | 16' | L 0-1 |
| Mike Burns | 08/22/1998 | at NE | 70' | W 5-1 |
| Braeden Cloutier | 04/03/1999 | at SJ | 74' | L 1-2 |
| Scott Garlick | 06/27/1999 | at TB | 69' | W 4-2 |
| Marco Etcheverry | 03/25/2000 | at DC | 63' | W 4-0 |
| Ivan McKinley | 04/01/2000 | vs NE | 78' | T 2-2 |
| Pablo Mastroeni | 07/08/2000 | at MIA | 94+ | W 5-3 |
| Matt McKeon | 08/12/2000 | vs KC | 41' | T 1-1 |
| Petter Villegas | 05/12/2001 | at MET | 84' | L 0-2 |
| Francisco Gomez | 06/13/2001 | vs KC | 56' | W 4-0 |
| Bobby Convey | 03/23/2002 | vs DC | 40' | W 2-1 |
| Tony Meola | 07/20/2002 | vs KC | 27' | T 2-2 |
| Kyle Martino | 08/14/2002 | at CLB | 92+ | L 2-3 |
| Craig Ziadie | 08/31/2002 | vs MET | 62' | W 3-0 |
| Dema Kovalenko | 09/07/2002 | at CHI | 51' | W 2-1 |
| Ryan Suarez | 05/17/2003 | at DAL | 94+ | T 1-1 |
| Tenywa Bonseu | 08/30/2003 | vs DAL | 53' | W 2-1 |
| Craig Waibel | 10/18/2003 | vs SJ | 42' | W 3-0 |
| Brian Mullan | 07/04/2004 | vs SJ | 83' | W 2-1 |
| Aaron Lopez | 04/23/2005 | vs CHV | 51' | W 3-1 |
| Pablo Mastroeni | 06/15/2005 | at COL | 18' | L 0-1 |
| Guy Melamed | 06/15/2005 | at COL | 60' | L 0-1 |
| Bryan Namoff | 08/20/2005 | at DC | 94+ | W 3-2 |
| Nat Borchers | 09/10/2005 | vs COL | 21' | W 4-1 |
| Greg Vanney | 10/01/2005 | vs DAL | 50' | W 2-1 |
| Kevin Goldthwaite | 10/15/2005 | vs SJ | 22' | L 1-3 |
| Jason Kreis | 04/29/2006 | at RSL | 87' | W 3-2 |
| Bobby Rhine | 05/10/2006 | at DAL | 43' | L 0-1 |
| Jimmy Conrad | 07/01/2006 | at KC | 77' | W 2-0 |
| Brian Mullan | 09/10/2006 | vs HOU | 66' | L 1-2 |
| Ryan Cochrane | 04/08/2007 | at HOU | 76' | T 0-0 |
| Ezra Hendrickson | 06/23/2007 | vs CLB | 29' | L 2-3 |
| Alex Zotinca | 08/23/2007 | vs CHV | 48+ | L 0-3 |
| Chris Gbandi | 09/23/2007 | vs DAL | 23' | W 2-1 |
| Jimmy Conrad | 09/27/2007 | at KC | 57' | W 1-0 |
| Davy Arnaud | 09/27/2007 | at KC | 82' | W 1-0 |
| Marco Reda | 10/13/2007 | vs TOR | 54' | W 2-1 |
| Ciaran O'Brien | 03/29/2008 | at COL | 90' | L 0-4 |

| | | | | |
|---------------------|------------|--------|-----|---------------|
| Adrian Serieux | 05/18/2008 | at DAL | 75' | W 5-1 |
| Facundo Erpen | 06/07/2008 | vs COL | 44' | W 3-2 |
| Mark Burch | 09/20/2008 | vs DC | 63' | W 5-2 |
| Aaron Pitchkolan | 10/26/2008 | vs DAL | 49' | T 2-2 |
| Pablo Nagamura | 04/11/2009 | vs CHV | 45' | T 0-0 |
| James Riley | 05/10/2009 | at SEA | 57' | T 1-1 |
| Danny O'Rourke | 05/17/2009 | vs CLB | 90' | T 1-1 |
| Marcelo Saragosa | 05/23/2009 | at DAL | 25' | T 1-1 |
| Tyrone Marshall | 08/15/2009 | vs SEA | 76' | L 0-2 |
| Maykel Galindo | 08/29/2009 | vs CHV | 82' | W 1-0 |
| Brian Ching | 10/18/2009 | at HOU | 84' | T 0-0 |
| Luis Angel Landin | 04/10/2010 | at HOU | 44' | W 2-0 |
| Stefani Miglioranzi | 05/01/2010 | vs PHI | 48+ | W 3-1 |
| Maksim Usanov | 05/15/2010 | vs TOR | 94+ | T 0-0 |
| Gonzalo Segares | 09/04/2010 | at CHI | 21' | T 1-1 |
| Jack McInerney | 04/02/2011 | vs PHI | 95+ | W 1-0 |
| Santino Quaranta | 04/09/2011 | at DC | 84' | T 1-1 |
| Caleb Folan | 06/18/2011 | at COL | 74' | W 3-1 |
| Josep Mikulic | 07/09/2011 | vs CHI | 95+ | W 2-1 (Bench) |
| Steven Beitashour | 08/20/2011 | vs SJ | 81' | W 2-0 |
| Leonardo | 04/13/2013 | vs DAL | 60' | L 0-1 |



ALL-TIME LA GALAXY STATISTICS (281-199-114, 935 PTS.)

| UNF | POS | PLAYER | GP | GS | MIN | G | A | SHT | SOG | FC | FS | OFF | CK | C | E |
|-----|-----|---------------------|-----|-----|-------|-----|-----|-----|-----|-----|-----|-----|-----|----|---|
| 10 | M | Landon Donovan | 247 | 235 | 21419 | 112 | 107 | 513 | 264 | 264 | 368 | 90 | 679 | 35 | 0 |
| 13 | M | Cobi Jones | 306 | 281 | 25157 | 70 | 91 | 458 | 247 | 239 | 637 | 163 | 529 | 25 | 0 |
| 7 | F | Robbie Keane | 84 | 81 | 7323 | 53 | 35 | 286 | 129 | 57 | 100 | 72 | 6 | 4 | 0 |
| 20 | F | Carlos Ruiz | 82 | 72 | 6680 | 51 | 8 | 256 | 149 | 200 | 207 | 118 | 9 | 21 | 1 |
| 14 | F | Edson Buddle | 106 | 84 | 7321 | 45 | 6 | 271 | 123 | 161 | 116 | 90 | 2 | 9 | 0 |
| 10 | M | Mauricio Cienfuegos | 206 | 198 | 17710 | 35 | 80 | 285 | 141 | 202 | 340 | 49 | 156 | 25 | 1 |
| 29 | F | Eduardo Hurtado | 50 | 49 | 4270 | 30 | 11 | 160 | 92 | 89 | 60 | 62 | 0 | 8 | 0 |
| 11 | F | Welton | 69 | 48 | 4394 | 28 | 15 | 115 | 62 | 88 | 83 | 63 | 31 | 5 | 1 |
| 3 | M | Greg Vanney | 193 | 182 | 16273 | 21 | 20 | 174 | 74 | 247 | 122 | 8 | 226 | 33 | 0 |
| 9 | F | Alan Gordon | 113 | 63 | 5658 | 21 | 13 | 179 | 77 | 176 | 101 | 67 | 0 | 12 | 2 |
| 11 | F | Gyasi Zardes | 59 | 49 | 4562 | 20 | 6 | 152 | 53 | 39 | 68 | 15 | 3 | 1 | 0 |
| 18 | F | Mike Magee | 105 | 82 | 7038 | 19 | 11 | 163 | 62 | 91 | 122 | 24 | 34 | 10 | 0 |
| 23 | M | David Beckham | 98 | 91 | 8066 | 18 | 40 | 140 | 54 | 88 | 131 | 6 | 372 | 27 | 1 |
| 11 | F | Harut Karapetyan | 73 | 49 | 4039 | 18 | 9 | 153 | 74 | 57 | 57 | 41 | 106 | 2 | 0 |
| 7 | F | Jovan Kirovski | 104 | 70 | 6066 | 18 | 9 | 150 | 59 | 100 | 76 | 40 | 72 | 11 | 1 |
| 17 | D | Ezra Hendrickson | 139 | 119 | 10973 | 17 | 26 | 126 | 53 | 208 | 76 | 20 | 1 | 22 | 5 |
| 11 | M | Sasha Victorine | 121 | 109 | 9758 | 17 | 20 | 157 | 75 | 128 | 144 | 37 | 1 | 3 | 0 |
| 7 | F | Herculez Gomez | 53 | 35 | 3315 | 16 | 5 | 109 | 51 | 72 | 99 | 39 | 13 | 10 | 0 |
| 84 | M | Clint Mathis | 74 | 43 | 4346 | 15 | 17 | 146 | 49 | 55 | 58 | 28 | 14 | 6 | 2 |
| 15 | M | Peter Vagenas | 183 | 164 | 14511 | 14 | 25 | 112 | 39 | 244 | 228 | 9 | 42 | 22 | 1 |
| 19 | M | Juninho | 153 | 148 | 12756 | 14 | 16 | 226 | 71 | 191 | 157 | 2 | 114 | 24 | 1 |
| 27 | F | Carlos Hermosillo | 34 | 34 | 2810 | 14 | 15 | 77 | 46 | 51 | 39 | 37 | 0 | 3 | 1 |
| 15 | F | Luis Hernandez | 30 | 27 | 2596 | 12 | 9 | 109 | 53 | 65 | 79 | 50 | 2 | 11 | 0 |
| 15 | F | Alejandro Moreno | 61 | 29 | 2975 | 12 | 6 | 62 | 31 | 66 | 103 | 19 | 0 | 1 | 0 |
| 4 | D | Omar Gonzalez | 150 | 149 | 13208 | 11 | 7 | 91 | 31 | 124 | 95 | 1 | 0 | 25 | 1 |
| 12 | M | Simon Elliott | 122 | 115 | 10585 | 10 | 33 | 204 | 75 | 109 | 130 | 5 | 149 | 11 | 0 |
| 5 | M | Martin Machon | 61 | 56 | 5025 | 10 | 20 | 93 | 45 | 66 | 56 | 8 | 57 | 4 | 0 |
| 8 | M | Marcelo Sarvas | 88 | 80 | 7066 | 9 | 19 | 133 | 41 | 194 | 154 | 3 | 9 | 20 | 0 |
| 9 | F | Chad Barrett | 45 | 27 | 2260 | 8 | 8 | 63 | 21 | 19 | 22 | 13 | 0 | 1 | 0 |
| 5 | F | Chris Albright | 116 | 105 | 9075 | 7 | 18 | 143 | 62 | 191 | 151 | 9 | 0 | 27 | 1 |
| 30 | D | Alexi Lalas | 59 | 54 | 4888 | 7 | 7 | 46 | 28 | 106 | 41 | 3 | 0 | 11 | 0 |
| 20 | D | Paul Caligiuri | 113 | 102 | 9040 | 6 | 12 | 63 | 25 | 140 | 102 | 6 | 26 | 20 | 2 |
| 9 | F | Gavin Glinton | 51 | 13 | 1926 | 6 | 5 | 51 | 31 | 27 | 54 | 15 | 0 | 3 | 0 |
| 17 | D | Jose Vasquez | 27 | 15 | 1415 | 6 | 2 | 33 | 19 | 47 | 26 | 6 | 0 | 6 | 0 |
| 5 | D | Sean Franklin | 160 | 150 | 13647 | 5 | 20 | 73 | 20 | 117 | 71 | 6 | 0 | 11 | 0 |
| 6 | D | Danny Pena | 103 | 97 | 8320 | 5 | 9 | 112 | 37 | 150 | 114 | 2 | 0 | 30 | 2 |
| 24 | M | Stefan Ishizaki | 30 | 22 | 1898 | 5 | 7 | 35 | 15 | 21 | 20 | 3 | 69 | 2 | 0 |
| 23 | D | Danny Califf | 103 | 95 | 8814 | 5 | 4 | 54 | 22 | 196 | 81 | 2 | 0 | 27 | 1 |
| 6 | F | Baggio Husidic | 34 | 26 | 2197 | 5 | 4 | 44 | 9 | 23 | 29 | 1 | 4 | 3 | 0 |
| 19 | F | Brian Mullan | 31 | 19 | 1828 | 5 | 4 | 44 | 24 | 33 | 30 | 22 | 0 | 1 | 1 |
| 2 | D | Todd Dunivant | 190 | 187 | 16575 | 4 | 14 | 65 | 27 | 142 | 126 | 15 | 16 | 13 | 0 |
| 14 | F | Tyrone Marshall | 125 | 113 | 10122 | 4 | 8 | 50 | 16 | 220 | 91 | 5 | 0 | 29 | 2 |
| 10 | M | Andreas Herzog | 27 | 25 | 2048 | 4 | 7 | 68 | 26 | 27 | 48 | 2 | 97 | 7 | 0 |
| 21 | M | Roy Myers | 27 | 25 | 2119 | 4 | 7 | 33 | 21 | 60 | 60 | 11 | 6 | 5 | 0 |
| 14 | M | Chris Armas | 50 | 48 | 4009 | 4 | 6 | 42 | 18 | 90 | 62 | 4 | 3 | 6 | 1 |
| 16 | M | Hector Jimenez | 43 | 28 | 2213 | 4 | 6 | 28 | 10 | 20 | 19 | 5 | 6 | 0 | 1 |
| 5 | D | Steve Jolley | 66 | 54 | 4919 | 4 | 4 | 25 | 14 | 81 | 47 | 2 | 0 | 6 | 0 |
| 27 | F | Joseph Ngwenya | 40 | 15 | 1623 | 4 | 2 | 29 | 14 | 32 | 50 | 16 | 0 | 0 | 0 |
| 26 | M | Sebastien Vorbe | 19 | 10 | 915 | 4 | 0 | 18 | 7 | 24 | 18 | 3 | 0 | 1 | 0 |
| 6 | M | Eddie Lewis | 48 | 32 | 2864 | 3 | 6 | 44 | 23 | 38 | 43 | 9 | 43 | 6 | 3 |
| 7 | M | Zak Ibsen | 50 | 24 | 2338 | 3 | 5 | 41 | 21 | 39 | 26 | 6 | 4 | 5 | 0 |
| 18 | M | Kyle Martino | 35 | 31 | 2483 | 3 | 2 | 36 | 14 | 43 | 65 | 10 | 17 | 7 | 2 |
| 3 | D | Mark Semioli | 40 | 38 | 3468 | 3 | 2 | 24 | 15 | 55 | 62 | 7 | 0 | 6 | 0 |
| 17 | F | Diego Serna | 10 | 8 | 660 | 3 | 2 | 8 | 5 | 14 | 14 | 1 | 3 | 1 | 0 |
| 5 | M | Jose Villarreal | 37 | 12 | 1250 | 3 | 2 | 40 | 14 | 31 | 25 | 2 | 11 | 1 | 0 |



sponsored by HERBALIFE

| | | | | | | | | | | | | | | | |
|----|---|-----------------------|-----|-----|-------|---|----|----|----|-----|-----|----|----|----|---|
| 9 | F | Juan Pablo Angel | 22 | 17 | 1519 | 3 | 1 | 39 | 16 | 20 | 7 | 24 | 0 | 0 | 0 |
| 9 | F | Seth George | 23 | 6 | 660 | 3 | 0 | 18 | 11 | 18 | 12 | 19 | 0 | 2 | 0 |
| 20 | F | Carlos Pavon | 18 | 10 | 978 | 3 | 0 | 29 | 10 | 6 | 21 | 24 | 1 | 0 | 0 |
| 25 | F | Santino Quaranta | 18 | 13 | 990 | 3 | 0 | 16 | 5 | 9 | 12 | 2 | 7 | 2 | 0 |
| 7 | M | Chris Klein | 90 | 64 | 6036 | 2 | 15 | 54 | 22 | 54 | 35 | 7 | 12 | 3 | 0 |
| 26 | M | Michael Stephens | 94 | 47 | 4492 | 2 | 12 | 32 | 13 | 42 | 15 | 1 | 1 | 8 | 0 |
| 12 | M | Guillermo Jara | 37 | 8 | 1191 | 2 | 7 | 37 | 14 | 24 | 14 | 6 | 11 | 1 | 0 |
| 20 | D | A.J. DeLaGarza | 156 | 151 | 13222 | 2 | 3 | 12 | 7 | 146 | 161 | 2 | 0 | 19 | 0 |
| 6 | M | Bryan Jordan | 56 | 17 | 2090 | 2 | 3 | 13 | 7 | 37 | 28 | 5 | 0 | 5 | 0 |
| 25 | F | Marvin Quijano | 24 | 11 | 1082 | 2 | 3 | 25 | 13 | 20 | 35 | 14 | 2 | 2 | 0 |
| 17 | F | Tristan Bowen | 18 | 10 | 879 | 2 | 2 | 22 | 11 | 10 | 9 | 4 | 0 | 3 | 0 |
| 4 | D | Adam Frye | 48 | 22 | 2259 | 2 | 2 | 23 | 11 | 34 | 35 | 3 | 0 | 4 | 0 |
| 32 | F | Jack McBean | 17 | 8 | 652 | 2 | 2 | 20 | 9 | 8 | 23 | 4 | 0 | 0 | 0 |
| 19 | D | Arash Noamouz | 12 | 11 | 852 | 2 | 2 | 6 | 4 | 5 | 14 | 0 | 0 | 0 | 0 |
| 12 | D | Troy Roberts | 61 | 45 | 4170 | 2 | 1 | 12 | 4 | 73 | 33 | 2 | 1 | 9 | 1 |
| 6 | M | Jorge Salcedo | 37 | 25 | 2381 | 2 | 1 | 13 | 8 | 27 | 26 | 1 | 1 | 5 | 0 |
| 11 | F | Alecko Eskandarian | 3 | 3 | 213 | 2 | 0 | 9 | 5 | 5 | 2 | 0 | 0 | 2 | 0 |
| 20 | F | Robbie Findley | 9 | 3 | 379 | 2 | 0 | 11 | 5 | 8 | 10 | 4 | 0 | 0 | 0 |
| 26 | F | Cornell Glen | 4 | 3 | 235 | 2 | 0 | 7 | 5 | 7 | 6 | 2 | 0 | 2 | 0 |
| 22 | D | Leonardo | 55 | 49 | 4428 | 2 | 0 | 20 | 6 | 48 | 29 | 0 | 0 | 3 | 1 |
| 12 | M | Ned Grabavoy | 34 | 22 | 1934 | 1 | 6 | 22 | 9 | 30 | 37 | 1 | 28 | 2 | 0 |
| 7 | M | Wellington Sanchez | 12 | 9 | 688 | 1 | 4 | 15 | 8 | 21 | 24 | 2 | 11 | 5 | 0 |
| 8 | M | Chris Birchall | 57 | 46 | 4055 | 1 | 3 | 65 | 15 | 64 | 35 | 1 | 0 | 10 | 1 |
| 20 | F | Ednaldo da Conceicao | 20 | 9 | 970 | 1 | 3 | 15 | 7 | 20 | 13 | 18 | 0 | 4 | 0 |
| 6 | M | Josh Gardner | 21 | 12 | 1096 | 1 | 3 | 14 | 5 | 25 | 17 | 4 | 8 | 3 | 0 |
| 25 | M | Miguel Lopez | 24 | 14 | 1165 | 1 | 3 | 30 | 8 | 19 | 22 | 10 | 3 | 2 | 0 |
| 17 | F | Adam Cristman | 13 | 6 | 596 | 1 | 2 | 10 | 2 | 16 | 20 | 8 | 0 | 1 | 0 |
| 21 | F | Dema Kovalenko | 24 | 23 | 1949 | 1 | 2 | 19 | 8 | 37 | 27 | 1 | 0 | 3 | 1 |
| 21 | F | Arturo Torres | 27 | 8 | 934 | 1 | 2 | 19 | 10 | 20 | 8 | 0 | 0 | 1 | 0 |
| 88 | D | Alex Cazumba | 18 | 8 | 830 | 1 | 1 | 10 | 3 | 10 | 18 | 1 | 12 | 1 | 0 |
| 26 | F | Ely Allen | 12 | 11 | 848 | 1 | 1 | 15 | 8 | 25 | 11 | 2 | 0 | 2 | 0 |
| 15 | M | Alvaro Pires | 19 | 16 | 1253 | 1 | 1 | 9 | 3 | 27 | 28 | 0 | 0 | 4 | 1 |
| 9 | F | Brian Ching | 8 | 1 | 228 | 1 | 1 | 4 | 2 | 6 | 1 | 2 | 0 | 0 | 0 |
| 4 | D | Robin Fraser | 129 | 127 | 11207 | 1 | 1 | 19 | 4 | 145 | 77 | 0 | 0 | 19 | 3 |
| 32 | D | Brandon McDonald | 16 | 10 | 1036 | 1 | 1 | 12 | 5 | 19 | 11 | 3 | 0 | 4 | 0 |
| 17 | F | Guillermo Ramirez | 24 | 18 | 1593 | 1 | 1 | 62 | 30 | 26 | 47 | 3 | 2 | 2 | 0 |
| 4 | M | Marcelo Saragosa | 40 | 36 | 3201 | 1 | 1 | 15 | 4 | 101 | 82 | 0 | 0 | 10 | 0 |
| 27 | D | Pablo Chinchilla | 19 | 17 | 1400 | 1 | 0 | 7 | 2 | 11 | 9 | 0 | 0 | 2 | 0 |
| 19 | M | Michael Enfield | 11 | 3 | 375 | 1 | 0 | 6 | 2 | 1 | 2 | 3 | 1 | 0 | 0 |
| 21 | F | John Garvey | 13 | 3 | 517 | 1 | 0 | 10 | 5 | 5 | 7 | 0 | 2 | 0 | 0 |
| 19 | M | Winston Griffiths | 6 | 4 | 310 | 1 | 0 | 6 | 4 | 7 | 5 | 0 | 1 | 0 | 0 |
| 6 | D | Kevin Harmse | 17 | 13 | 1171 | 1 | 0 | 6 | 3 | 22 | 15 | 0 | 0 | 6 | 1 |
| 11 | F | Nate Jaqua | 10 | 9 | 770 | 1 | 0 | 23 | 8 | 19 | 17 | 3 | 0 | 3 | 0 |
| 7 | M | Antonio Martinez | 4 | 3 | 212 | 1 | 0 | 2 | 1 | 3 | 4 | 1 | 0 | 0 | 0 |
| 11 | F | Pat Noonan | 10 | 1 | 174 | 1 | 0 | 3 | 2 | 2 | 1 | 1 | 0 | 0 | 0 |
| 28 | D | Kofi Opare | 12 | 11 | 1029 | 1 | 0 | 4 | 1 | 8 | 11 | 0 | 0 | 3 | 0 |
| 25 | F | Ante Razov | 6 | 1 | 251 | 1 | 0 | 13 | 7 | 2 | 6 | 2 | 0 | 0 | 0 |
| 27 | F | Charlie Rugg | 4 | 2 | 151 | 1 | 0 | 2 | 1 | 3 | 1 | 2 | 0 | 0 | 0 |
| 16 | M | Brian Taylor | 11 | 5 | 413 | 1 | 0 | 9 | 4 | 13 | 14 | 5 | 0 | 1 | 1 |
| 9 | M | Christian Wilhelmsson | 5 | 4 | 303 | 1 | 0 | 9 | 2 | 8 | 6 | 3 | 0 | 0 | 0 |
| 8 | D | Brad Wilson | 25 | 17 | 1191 | 1 | 0 | 10 | 3 | 32 | 8 | 1 | 8 | 5 | 0 |
| 27 | F | John Wolyniec | 10 | 8 | 651 | 1 | 0 | 17 | 9 | 11 | 7 | 10 | 0 | 1 | 0 |
| 16 | D | Joe Franchino | 64 | 40 | 3538 | 0 | 7 | 32 | 9 | 72 | 50 | 2 | 1 | 9 | 0 |
| 17 | M | Paulo Nagamura | 54 | 50 | 4400 | 0 | 6 | 51 | 17 | 91 | 79 | 2 | 0 | 12 | 0 |
| 33 | D | Dan Gargan | 29 | 27 | 2400 | 0 | 5 | 7 | 1 | 37 | 21 | 1 | 0 | 7 | 1 |
| 2 | D | Mike Randolph | 39 | 30 | 2919 | 0 | 4 | 14 | 6 | 26 | 37 | 2 | 0 | 5 | 0 |

| | | | | | | | | | | | | | | | |
|----|---|---------------------|-----|-----|-------|---|---|----|----|-----|----|---|---|----|---|
| 9 | G | Jorge Campos | 43 | 43 | 3847 | 0 | 3 | 2 | 1 | 4 | 12 | 3 | 1 | 5 | 1 |
| 4 | D | Ante Jazic | 44 | 41 | 3559 | 0 | 3 | 6 | 2 | 38 | 34 | 6 | 0 | 4 | 0 |
| 14 | M | Robbie Rogers | 30 | 22 | 1974 | 0 | 3 | 31 | 10 | 36 | 30 | 3 | 6 | 2 | 0 |
| 22 | G | Kevin Hartman | 243 | 238 | 21735 | 0 | 2 | 0 | 0 | 4 | 56 | 0 | 0 | 3 | 1 |
| 18 | D | Hong Myung-Bo | 38 | 34 | 3154 | 0 | 2 | 8 | 1 | 39 | 19 | 0 | 7 | 6 | 0 |
| 15 | F | Quavas Kirk | 33 | 15 | 1431 | 0 | 2 | 11 | 2 | 18 | 23 | 3 | 0 | 0 | 0 |
| 29 | D | Ricky Lewis | 26 | 15 | 1653 | 0 | 2 | 0 | 0 | 25 | 19 | 1 | 0 | 1 | 0 |
| 19 | M | Josh Tudela | 23 | 20 | 1762 | 0 | 2 | 6 | 2 | 25 | 13 | 0 | 0 | 5 | 0 |
| 6 | M | Craig Waibel | 21 | 11 | 1139 | 0 | 2 | 7 | 3 | 25 | 7 | 0 | 0 | 3 | 0 |
| 17 | D | Abel Xavier | 20 | 19 | 1754 | 0 | 2 | 5 | 1 | 20 | 13 | 0 | 0 | 5 | 1 |
| 3 | D | Gregg Berhalter | 52 | 50 | 4445 | 0 | 1 | 14 | 1 | 76 | 47 | 2 | 1 | 8 | 2 |
| 8 | F | Jose Botello | 10 | 0 | 191 | 0 | 1 | 5 | 1 | 12 | 3 | 2 | 1 | 0 | 0 |
| 4 | M | Paul Broome | 29 | 23 | 2028 | 0 | 1 | 5 | 3 | 33 | 27 | 2 | 0 | 7 | 0 |
| 6 | D | Dan Calichman | 68 | 68 | 5902 | 0 | 1 | 16 | 4 | 81 | 72 | 1 | 0 | 15 | 0 |
| 15 | M | Laurent Courtois | 6 | 0 | 83 | 0 | 1 | 4 | 1 | 1 | 4 | 0 | 1 | 1 | 0 |
| 16 | F | Rob Friend | 10 | 4 | 376 | 0 | 1 | 14 | 3 | 4 | 16 | 2 | 0 | 0 | 0 |
| 17 | D | Bryan Gaul | 14 | 7 | 800 | 0 | 1 | 4 | 2 | 13 | 3 | 0 | 0 | 3 | 0 |
| 23 | M | Daniel Hernandez | 29 | 12 | 1311 | 0 | 1 | 22 | 11 | 21 | 37 | 0 | 0 | 2 | 0 |
| 15 | D | Ugo Ihemelu | 54 | 52 | 4641 | 0 | 1 | 1 | 0 | 103 | 84 | 1 | 0 | 12 | 1 |
| 38 | F | Bradford Jamieson | 2 | 0 | 23 | 0 | 1 | 0 | 0 | 1 | 0 | 0 | 0 | 0 | 0 |
| 6 | M | Pablo Mastroeni | 9 | 3 | 266 | 0 | 1 | 1 | 0 | 2 | 3 | 0 | 0 | 1 | 0 |
| 15 | D | Manny Motaño | 20 | 16 | 1486 | 0 | 1 | 5 | 1 | 35 | 13 | 0 | 0 | 5 | 0 |
| 26 | M | Jesus Ochoa | 19 | 11 | 923 | 0 | 1 | 12 | 2 | 9 | 16 | 0 | 3 | 0 | 0 |
| 20 | D | Curt Onalfo | 13 | 7 | 688 | 0 | 1 | 5 | 1 | 23 | 6 | 0 | 0 | 4 | 0 |
| 30 | M | Kyle Patterson | 3 | 2 | 127 | 0 | 1 | 1 | 0 | 2 | 2 | 0 | 0 | 0 | 0 |
| 7 | F | Andrew Shue | 5 | 0 | 96 | 0 | 1 | 0 | 0 | 1 | 1 | 0 | 0 | 0 | 0 |
| 16 | D | Kyle Veris | 18 | 14 | 1274 | 0 | 1 | 13 | 3 | 21 | 9 | 1 | 0 | 4 | 0 |
| 28 | D | Chris Aloisi | 4 | 3 | 281 | 0 | 0 | 1 | 0 | 10 | 7 | 0 | 0 | 3 | 0 |
| 7 | F | Isaías Bardales Jr. | 13 | 1 | 291 | 0 | 0 | 6 | 3 | 9 | 16 | 2 | 0 | 0 | 0 |
| 3 | D | Benjamin Benditson | 2 | 1 | 106 | 0 | 0 | 0 | 0 | 0 | 1 | 0 | 0 | 0 | 0 |
| 16 | M | Alex Bengard | 7 | 0 | 82 | 0 | 0 | 2 | 2 | 4 | 0 | 0 | 0 | 1 | 0 |
| 29 | D | Andrew Boyens | 2 | 2 | 180 | 0 | 0 | 0 | 0 | 1 | 1 | 0 | 0 | 0 | 0 |
| 25 | F | Marc Burch | 3 | 0 | 27 | 0 | 0 | 0 | 0 | 0 | 1 | 0 | 0 | 0 | 0 |
| 1 | G | Joe Cannon | 29 | 29 | 2610 | 0 | 0 | 0 | 0 | 2 | 5 | 0 | 0 | 1 | 0 |
| 30 | M | Paolo Cardozo | 18 | 9 | 892 | 0 | 0 | 28 | 9 | 20 | 33 | 4 | 4 | 1 | 0 |
| 27 | F | Mike Caso | 1 | 1 | 45 | 0 | 0 | 0 | 0 | 0 | 0 | 0 | 0 | 0 | 0 |
| 26 | M | Mubarike Chisoni | 11 | 1 | 308 | 0 | 0 | 4 | 2 | 5 | 2 | 3 | 0 | 1 | 0 |
| 11 | M | Colin Clark | 11 | 4 | 334 | 0 | 0 | 6 | 2 | 3 | 6 | 0 | 0 | 0 | 0 |
| 35 | D | Greg Cochran | 12 | 9 | 848 | 0 | 0 | 5 | 0 | 0 | 4 | 0 | 0 | 0 | 0 |
| 1 | G | Steve Cronin | 28 | 28 | 2475 | 0 | 0 | 0 | 0 | 0 | 5 | 0 | 0 | 0 | 0 |
| 1 | G | Carlo Cudicini | 21 | 21 | 1890 | 0 | 0 | 0 | 0 | 0 | 2 | 0 | 0 | 2 | 0 |
| 25 | D | Eduardo Dominguez | 3 | 2 | 155 | 0 | 0 | 0 | 0 | 3 | 2 | 0 | 0 | 0 | 0 |
| 6 | D | Gabe Eastman | 1 | 0 | 3 | 0 | 0 | 0 | 0 | 0 | 0 | 0 | 0 | 0 | 0 |
| 25 | M | Rafael Garcia | 11 | 1 | 243 | 0 | 0 | 2 | 2 | 5 | 5 | 0 | 0 | 0 | 0 |
| 1 | G | Bill Gaudette | 3 | 3 | 270 | 0 | 0 | 0 | 0 | 1 | 0 | 0 | 0 | 1 | 0 |
| 29 | D | Michael Gavin | 2 | 1 | 69 | 0 | 0 | 0 | 0 | 0 | 0 | 0 | 0 | 0 | 0 |
| 6 | M | Guillermo Gonzalez | 12 | 2 | 243 | 0 | 0 | 5 | 1 | 1 | 2 | 1 | 9 | 1 | 0 |
| 22 | M | Kelly Gray | 6 | 5 | 463 | 0 | 0 | 4 | 0 | 5 | 1 | 0 | 1 | 1 | 0 |
| 3 | D | Leonard Griffin | 1 | 0 | 16 | 0 | 0 | 0 | 0 | 1 | 0 | 0 | 0 | 0 | 0 |
| 3 | D | Ty Harden | 24 | 24 | 2086 | 0 | 0 | 1 | 1 | 27 | 9 | 0 | 0 | 4 | 0 |
| 6 | D | Frankie Hejduk | 6 | 6 | 472 | 0 | 0 | 2 | 1 | 13 | 1 | 0 | 0 | 5 | 0 |
| 30 | F | Chandler Hoffman | 8 | 0 | 61 | 0 | 0 | 4 | 2 | 2 | 0 | 2 | 0 | 1 | 0 |
| 12 | D | John Jones | 5 | 0 | 91 | 0 | 0 | 5 | 3 | 2 | 3 | 1 | 0 | 1 | 1 |
| 15 | M | Dan Keat | 6 | 2 | 207 | 0 | 0 | 3 | 0 | 4 | 2 | 0 | 0 | 1 | 0 |
| 5 | M | Brian Kelly | 11 | 3 | 425 | 0 | 0 | 4 | 1 | 4 | 4 | 4 | 7 | 0 | 0 |
| 1 | G | David Kramer | 24 | 17 | 1665 | 0 | 0 | 0 | 0 | 1 | 6 | 0 | 0 | 0 | 0 |



sponsored by HERBALIFE.

| | | | | | | | | | | | | | | | |
|----|---|---------------------|----|----|------|---|---|----|---|----|----|---|---|---|---|
| 3 | D | Peter Lak | 2 | 1 | 33 | 0 | 0 | 0 | 0 | 0 | 0 | 0 | 0 | 0 | 0 |
| 7 | M | Gerardo Laterza | 4 | 1 | 128 | 0 | 0 | 0 | 0 | 2 | 1 | 0 | 0 | 0 | 0 |
| 3 | D | David Junior Lopes | 17 | 16 | 1407 | 0 | 0 | 14 | 3 | 24 | 19 | 2 | 0 | 4 | 1 |
| 18 | M | Lawrence Lozzano | 7 | 2 | 264 | 0 | 0 | 2 | 1 | 11 | 4 | 1 | 0 | 0 | 0 |
| 5 | D | Yohance Marshall | 2 | 2 | 180 | 0 | 0 | 0 | 0 | 5 | 1 | 0 | 0 | 2 | 0 |
| 40 | F | Raul Mendiola | 3 | 0 | 57 | 0 | 0 | 2 | 0 | 2 | 0 | 0 | 0 | 0 | 0 |
| 21 | D | Tommy Meyer | 27 | 22 | 2080 | 0 | 0 | 2 | 0 | 16 | 9 | 0 | 0 | 0 | 0 |
| 15 | M | Stefani Miglioranzi | 26 | 20 | 1744 | 0 | 0 | 6 | 2 | 33 | 13 | 0 | 0 | 4 | 0 |
| 18 | M | Mike Munoz | 1 | 0 | 9 | 0 | 0 | 0 | 0 | 0 | 0 | 0 | 0 | 0 | 0 |
| 28 | M | Kyle Nakazawa | 5 | 2 | 193 | 0 | 0 | 3 | 1 | 3 | 0 | 0 | 0 | 0 | 0 |
| 18 | G | Jaime Penedo | 38 | 38 | 3420 | 0 | 0 | 0 | 0 | 0 | 4 | 0 | 0 | 0 | 0 |
| 1 | G | Brian Perk | 7 | 7 | 630 | 0 | 0 | 0 | 0 | 0 | 2 | 0 | 0 | 0 | 0 |
| 9 | M | Alex Pineda Chacon | 6 | 4 | 378 | 0 | 0 | 7 | 3 | 2 | 6 | 4 | 0 | 0 | 0 |
| 14 | M | Ivan Polic | 12 | 4 | 378 | 0 | 0 | 6 | 2 | 12 | 6 | 0 | 0 | 1 | 0 |
| 1 | G | Dan Popik | 2 | 0 | 61 | 0 | 0 | 0 | 0 | 0 | 0 | 0 | 0 | 0 | 0 |
| 18 | F | David Quesada | 1 | 0 | 9 | 0 | 0 | 1 | 0 | 1 | 0 | 0 | 0 | 0 | 0 |
| 1 | G | Matt Reis | 39 | 35 | 3239 | 0 | 0 | 0 | 0 | 2 | 4 | 0 | 1 | 1 | 0 |
| 4 | M | Jose Retiz | 5 | 0 | 111 | 0 | 0 | 0 | 0 | 5 | 10 | 0 | 0 | 2 | 0 |
| 1 | G | Donovan Ricketts | 70 | 70 | 6168 | 0 | 0 | 0 | 0 | 1 | 6 | 0 | 0 | 2 | 0 |
| 26 | D | James Riley | 4 | 3 | 254 | 0 | 0 | 0 | 0 | 11 | 4 | 0 | 0 | 2 | 0 |
| 29 | D | Dasan Robinson | 1 | 1 | 90 | 0 | 0 | 2 | 0 | 2 | 4 | 0 | 0 | 0 | 0 |
| 12 | G | Brian Rowe | 7 | 7 | 630 | 0 | 0 | 0 | 0 | 0 | 1 | 0 | 0 | 0 | 0 |
| 7 | M | Ian Russell | 3 | 3 | 193 | 0 | 0 | 0 | 0 | 3 | 0 | 1 | 0 | 0 | 0 |
| 9 | F | Samuel | 8 | 4 | 358 | 0 | 0 | 10 | 2 | 4 | 6 | 1 | 0 | 1 | 0 |
| 22 | M | Tony Sanneh | 13 | 5 | 627 | 0 | 0 | 1 | 0 | 7 | 5 | 0 | 0 | 2 | 0 |
| 12 | G | Josh Saunders | 56 | 53 | 4855 | 0 | 0 | 0 | 0 | 2 | 5 | 0 | 0 | 2 | 1 |
| 11 | | Israel Sesay | 3 | 0 | 6 | 0 | 0 | 0 | 0 | 1 | 0 | 0 | 0 | 0 | 0 |
| 36 | D | Oscar Sorto | 1 | 0 | 15 | 0 | 0 | 0 | 0 | 0 | 0 | 0 | 0 | 0 | 0 |
| 24 | D | Nathan Sturgis | 24 | 23 | 2020 | 0 | 0 | 4 | 1 | 21 | 28 | 0 | 0 | 1 | 0 |
| 3 | D | Ryan Suarez | 29 | 28 | 2400 | 0 | 0 | 4 | 3 | 58 | 32 | 0 | 0 | 9 | 0 |
| 30 | F | Thiago | 3 | 0 | 46 | 0 | 0 | 2 | 1 | 2 | 3 | 0 | 0 | 0 | 0 |
| 28 | D | Ryan Thomas | 1 | 0 | 13 | 0 | 0 | 0 | 0 | 1 | 0 | 0 | 0 | 0 | 0 |
| 29 | F | Sheldon Thomas | 1 | 0 | 9 | 0 | 0 | 0 | 0 | 0 | 1 | 0 | 0 | 0 | 0 |
| 3 | D | Scot Thompson | 1 | 0 | 1 | 0 | 0 | 0 | 0 | 0 | 0 | 0 | 0 | 0 | 0 |
| 3 | D | Michael Umana | 15 | 6 | 756 | 0 | 0 | 4 | 2 | 12 | 7 | 0 | 0 | 2 | 0 |
| 24 | D | Julian Valentin | 1 | 1 | 54 | 0 | 0 | 0 | 0 | 0 | 1 | 0 | 0 | 0 | 0 |
| 34 | M | Kenney Walker | 9 | 5 | 374 | 0 | 0 | 2 | 0 | 6 | 6 | 0 | 0 | 0 | 0 |
| 31 | G | Josh Wicks | 6 | 5 | 495 | 0 | 0 | 0 | 0 | 0 | 0 | 0 | 0 | 0 | 0 |

Own-goals received


21

Team totals 594 594 53800 951 1004 7767 3386 8286 7953 1623 3101 977 56

Opponent totals 594 594 53800 746 756 6977 2913 8116 8115 1973 2711 *** 84

LA GALAXY INDIVIDUAL GOALKEEPING

| UNF | POS | GOALKEEPER | GP | GS | MIN | SHTS | SV | GA | GAA | PG | PA | W | L | T |
|-----------------|-----|------------------|-----|-----|-------|------|------|-----|------|----|-----|-----|-----|-----|
| SO | | | | | | | | | | | | | | |
| 18 | F | Mike Magee | 1 | 0 | 46 | 4 | 4 | 0 | 0.00 | 0 | 0 | 0 | 1 | 0 |
| 1 | G | Donovan Ricketts | 70 | 70 | 6168 | 270 | 202 | 63 | 0.92 | 6 | 7 | 35 | 18 | 27 |
| 12 | G | Brian Rowe | 7 | 7 | 630 | 32 | 24 | 7 | 1.00 | 0 | 0 | 3 | 2 | 3 |
| 18 | G | Jaime Penedo | 38 | 38 | 3420 | 146 | 105 | 40 | 1.05 | 3 | 3 | 19 | 8 | 11 |
| 1 | G | Brian Perk | 7 | 7 | 630 | 18 | 11 | 8 | 1.14 | 2 | 3 | 1 | 3 | 2 |
| 22 | G | Kevin Hartman | 243 | 238 | 21735 | 1226 | 903 | 286 | 1.18 | 23 | 33 | 116 | 85 | 39 |
| 12 | G | Josh Saunders | 56 | 53 | 4855 | 223 | 156 | 64 | 1.19 | 4 | 5 | 31 | 12 | 11 |
| 9 | G | Jorge Campos | 43 | 43 | 3612 | 221 | 162 | 50 | 1.25 | 2 | 3 | 25 | 13 | 0 |
| 1 | G | Carlo Cudicini | 21 | 21 | 1890 | 68 | 39 | 27 | 1.29 | 0 | 1 | 9 | 8 | 4 |
| 1 | G | Bill Gaudette | 3 | 3 | 270 | 11 | 7 | 4 | 1.33 | 1 | 1 | 0 | 2 | 1 |
| 1 | G | Matt Reis | 39 | 35 | 3239 | 179 | 125 | 50 | 1.39 | 4 | 5 | 17 | 10 | 7 |
| 1 | G | Dan Popik | 2 | 0 | 61 | 3 | 2 | 1 | 1.48 | 0 | 0 | 0 | 1 | 0 |
| 1 | G | Joe Cannon | 29 | 29 | 2610 | 171 | 119 | 46 | 1.59 | 4 | 5 | 9 | 13 | 7 |
| 1 | G | David Kramer | 24 | 17 | 1665 | 138 | 91 | 35 | 1.89 | 6 | 6 | 8 | 12 | 0 |
| 1 | G | Steve Cronin | 28 | 28 | 2475 | 170 | 112 | 53 | 1.93 | 3 | 3 | 7 | 13 | 7 |
| 31 | G | Josh Wicks | 6 | 5 | 495 | 33 | 20 | 12 | 2.18 | 0 | 0 | 1 | 2 | 3 |
| Team totals | | | 594 | 594 | 53800 | 2913 | 2082 | 746 | 1.25 | 58 | 75 | 281 | 199 | 114 |
| Opponent totals | | | 594 | 594 | 53800 | 3387 | 2309 | 951 | 1.59 | 77 | 101 | 199 | 281 | 114 |



COACHING HISTORY

| | | REGULAR SEASON | | | | | | | PLAYOFFS | | | | | | |
|---------------|------------------|----------------|------------|------------|-------------|---------------|--------------|------------|-----------|-----------|----------|-------------|--------------|------------|--|
| YEAR | COACH | W | L | T | PCT | OT | SHO | PTS | W | L | T | PCT | OT | SHO | |
| 1996 | Lothar Osiander | 19 | 13 | 0 | .594 | 0-0-0 | 4-4 | 49 | 4 | 2 | 0 | .667 | 0-1-0 | 1-0 | |
| 1997 | Lothar Osiander | 3 | 9 | 0 | .250 | 0-0-0 | 1-4 | 7 | 0 | 0 | 0 | --- | 0-0-0 | 0-0 | |
| | Octavio Zambrano | 13 | 7 | 0 | .650 | 0-0-0 | 1-0 | 37 | 0 | 2 | 0 | .000 | 0-0-0 | 0-1 | |
| 1998 | Octavio Zambrano | 24 | 8 | 0 | .750 | 0-0-0 | 2-2 | 68 | 2 | 2 | 0 | .500 | 0-0-0 | 0-1 | |
| 1999 | Octavio Zambrano | 2 | 3 | 0 | .400 | 0-0-0 | 2-2 | 2 | 0 | 0 | 0 | --- | 0-0-0 | 0-0 | |
| | Ralph Perez | 1 | 0 | 0 | 1.000 | 0-0-0 | 0-0 | 3 | 0 | 0 | 0 | --- | 0-0-0 | 0-0 | |
| | Sigi Schmid | 17 | 9 | 0 | .654 | 0-0-0 | 1-2 | 49 | 4 | 2 | 0 | .667 | 0-0-0 | 0-1 | |
| 2000 | Sigi Schmid | 14 | 10 | 8 | .563 | 1-2-8 | 0-0 | 50 | 3 | 1 | 1 | .700 | 1-0-1 | 0-0 | |
| 2001 | Sigi Schmid | 14 | 7 | 5 | .635 | 3-0-5 | 0-0 | 47 | 3 | 2 | 2 | .571 | 2-1-2 | 0-0 | |
| 2002 | Sigi Schmid | 16 | 9 | 3 | .625 | 3-3-3 | 0-0 | 51 | 5 | 1 | 0 | .833 | 2-0-0 | 0-0 | |
| 2003 | Sigi Schmid | 9 | 12 | 9 | .450 | 2-1-9 | 0-0 | 36 | 1 | 1 | 0 | .500 | 0-0-0 | 0-0 | |
| 2004 | Sigi Schmid | 9 | 6 | 7 | .568 | 0-0-0 | 0-0 | 34 | 0 | 0 | 0 | --- | 0-0-0 | 0-0 | |
| | Steve Sampson | 2 | 3 | 3 | .438 | 0-0-0 | 0-0 | 9 | 1 | 2 | 0 | .333 | 0-0-0 | 0-0 | |
| 2005 | Steve Sampson | 13 | 13 | 6 | .500 | 0-0-0 | 0-0 | 45 | 3 | 0 | 1 | .875 | 1-0-0 | 0-0 | |
| 2006 | Steve Sampson | 2 | 8 | 1 | .227 | 0-0-0 | 0-0 | 7 | 0 | 0 | 0 | --- | 0-0-0 | 0-0 | |
| | Frank Yallop | 9 | 7 | 5 | .548 | 0-0-0 | 0-0 | 32 | 0 | 0 | 0 | --- | 0-0-0 | 0-0 | |
| 2007 | Frank Yallop | 9 | 14 | 7 | .417 | 0-0-0 | 0-0 | 34 | 0 | 0 | 0 | --- | 0-0-0 | 0-0 | |
| 2008 | Ruud Gullit | 6 | 8 | 5 | .447 | 0-0-0 | 0-0 | 23 | 0 | 0 | 0 | --- | 0-0-0 | 0-0 | |
| | Cobi Jones | 0 | 0 | 1 | .500 | 0-0-0 | 0-0 | 1 | 0 | 0 | 0 | --- | 0-0-0 | 0-0 | |
| | Bruce Arena | 2 | 5 | 3 | .350 | 0-0-0 | 0-0 | 9 | 0 | 0 | 0 | --- | 0-0-0 | 0-0 | |
| 2009 | Bruce Arena | 12 | 6 | 12 | .600 | 0-0-0 | 0-0 | 48 | 2 | 1 | 1 | .625 | 1-1-0 | 0-0 | |
| 2010 | Bruce Arena | 18 | 7 | 5 | .683 | 0-0-0 | 0-0 | 59 | 2 | 1 | 0 | .667 | 0-0-0 | 0-0 | |
| 2011 | Bruce Arena | 19 | 5 | 10 | .706 | 0-0-0 | 0-0 | 67 | 4 | 0 | 0 | 1.000 | 0-0-0 | 0-0 | |
| 2012 | Bruce Arena | 16 | 12 | 6 | .559 | 0-0-0 | 0-0 | 54 | 4 | 2 | 0 | .667 | 0-0-0 | 0-0 | |
| 2013 | Bruce Arena | 15 | 11 | 8 | .559 | 0-0-0 | 0-0 | 53 | 1 | 1 | 0 | .500 | 0-1-0 | 0-0 | |
| 2014 | Bruce Arena | 17 | 7 | 10 | .647 | 0-0-0 | 0-0 | 61 | 3 | 1 | 1 | .700 | 1-0-0 | 0-0 | |
| TOTALS | | 281 | 199 | 114 | .569 | 9-6-25 | 11-14 | 935 | 42 | 21 | 6 | .652 | 8-4-3 | 1-3 | |



ALL-TIME LA GALAXY POSTSEASON STATS

| UNF | POS | PLAYER | GP | GS | MIN | G | A | SHT | SOG | FC | FS | OFF | CK | C | E |
|-----|-----|-----------------------|----|----|------|----|----|-----|-----|----|-----|-----|----|---|---|
| 10 | M | Landon Donovan | 27 | 27 | 2567 | 15 | 8 | 76 | 35 | 41 | 51 | 7 | 47 | 6 | 0 |
| 20 | F | Carlos Ruiz | 11 | 11 | 1023 | 11 | 2 | 48 | 26 | 32 | 46 | 20 | 0 | 3 | 0 |
| 7 | F | Robbie Keane | 17 | 17 | 1582 | 9 | 6 | 53 | 22 | 13 | 21 | 12 | 1 | 1 | 0 |
| 18 | F | Mike Magee | 17 | 17 | 1495 | 8 | 1 | 36 | 12 | 14 | 16 | 2 | 0 | 0 | 0 |
| 10 | M | Mauricio Cienfuegos | 35 | 34 | 2992 | 7 | 14 | 51 | 24 | 49 | 68 | 9 | 40 | 5 | 0 |
| 13 | M | Cobi Jones | 45 | 43 | 3938 | 6 | 13 | 66 | 29 | 50 | 113 | 16 | 83 | 6 | 0 |
| 17 | D | Ezra Hendrickson | 29 | 25 | 2362 | 5 | 3 | 22 | 11 | 44 | 16 | 3 | 0 | 3 | 0 |
| 3 | M | Greg Vanney | 26 | 25 | 2238 | 5 | 3 | 21 | 10 | 40 | 18 | 0 | 31 | 4 | 1 |
| 27 | F | Carlos Hermosillo | 9 | 9 | 750 | 5 | 1 | 16 | 10 | 23 | 12 | 10 | 0 | 0 | 0 |
| 11 | M | Sasha Victorine | 20 | 19 | 1715 | 4 | 2 | 26 | 13 | 27 | 43 | 2 | 0 | 0 | 0 |
| 6 | D | Danny Pena | 12 | 12 | 992 | 4 | 0 | 15 | 5 | 16 | 11 | 0 | 0 | 6 | 0 |
| 15 | F | Luis Hernandez | 10 | 8 | 808 | 3 | 5 | 21 | 13 | 27 | 19 | 23 | 1 | 4 | 0 |
| 23 | D | Danny Califf | 19 | 18 | 1706 | 3 | 0 | 15 | 8 | 42 | 12 | 0 | 0 | 3 | 1 |
| 29 | F | Eduardo Hurtado | 7 | 6 | 589 | 3 | 0 | 14 | 11 | 18 | 15 | 6 | 0 | 2 | 0 |
| 4 | D | Omar Gonzalez | 24 | 24 | 2249 | 2 | 2 | 15 | 4 | 21 | 37 | 0 | 0 | 2 | 0 |
| 8 | M | Marcelo Sarvas | 13 | 9 | 931 | 2 | 2 | 8 | 3 | 29 | 14 | 1 | 0 | 3 | 0 |
| 15 | M | Peter Vagenas | 19 | 17 | 1677 | 2 | 2 | 7 | 2 | 26 | 29 | 2 | 0 | 1 | 0 |
| 20 | D | Paul Caligiuri | 23 | 23 | 2022 | 2 | 1 | 8 | 5 | 25 | 29 | 1 | 0 | 5 | 1 |
| 14 | M | Chris Armas | 8 | 8 | 724 | 2 | 0 | 10 | 4 | 15 | 16 | 1 | 1 | 1 | 0 |
| 14 | F | Edson Buddle | 12 | 10 | 870 | 2 | 0 | 14 | 7 | 17 | 11 | 11 | 0 | 0 | 0 |
| 5 | D | Sean Franklin | 18 | 18 | 1710 | 1 | 4 | 6 | 3 | 15 | 9 | 4 | 0 | 3 | 0 |
| 5 | F | Chris Albright | 14 | 9 | 933 | 1 | 3 | 11 | 5 | 22 | 10 | 1 | 0 | 2 | 0 |
| 19 | M | Juninho | 19 | 18 | 1614 | 1 | 3 | 22 | 6 | 25 | 10 | 0 | 1 | 4 | 1 |
| 14 | F | Tyrone Marshall | 14 | 14 | 1328 | 1 | 2 | 4 | 2 | 27 | 19 | 0 | 0 | 3 | 0 |
| 11 | F | Welton | 6 | 4 | 389 | 1 | 2 | 12 | 5 | 6 | 8 | 3 | 2 | 0 | 0 |
| 4 | D | Adam Frye | 11 | 5 | 568 | 1 | 1 | 10 | 7 | 11 | 18 | 4 | 0 | 1 | 0 |
| 84 | M | Clint Mathis | 9 | 6 | 558 | 1 | 1 | 13 | 5 | 20 | 10 | 4 | 0 | 0 | 0 |
| 3 | D | Gregg Berhalter | 5 | 4 | 426 | 1 | 0 | 2 | 1 | 9 | 7 | 0 | 0 | 0 | 0 |
| 16 | D | Joe Franchino | 7 | 4 | 351 | 1 | 0 | 1 | 1 | 9 | 6 | 0 | 0 | 3 | 0 |
| 4 | D | Robin Fraser | 21 | 21 | 1832 | 1 | 0 | 6 | 2 | 17 | 10 | 0 | 0 | 2 | 0 |
| 7 | F | Herculez Gomez | 4 | 4 | 380 | 1 | 0 | 15 | 4 | 14 | 7 | 4 | 0 | 2 | 0 |
| 12 | M | Ned Grabavoy | 4 | 4 | 298 | 1 | 0 | 6 | 3 | 3 | 6 | 0 | 0 | 0 | 0 |
| 5 | M | Brian Kelly | 4 | 4 | 298 | 1 | 0 | 9 | 3 | 5 | 1 | 3 | 0 | 0 | 0 |
| 17 | F | Guillermo Ramirez | 1 | 0 | 54 | 1 | 0 | 4 | 2 | 3 | 1 | 0 | 0 | 0 | 0 |
| 2 | M | McKinley Tennyson | 2 | 0 | 5 | 1 | 0 | 1 | 1 | 1 | 1 | 0 | 0 | 0 | 0 |
| 11 | F | Gyasi Zardes | 7 | 7 | 690 | 1 | 0 | 16 | 3 | 10 | 6 | 5 | 1 | 0 | 0 |
| 23 | M | David Beckham | 17 | 17 | 1539 | 0 | 8 | 30 | 10 | 28 | 24 | 2 | 68 | 4 | 0 |
| 12 | M | Simon Elliott | 25 | 21 | 1992 | 0 | 6 | 29 | 6 | 17 | 22 | 1 | 22 | 4 | 1 |
| 21 | M | Roy Myers | 6 | 6 | 466 | 0 | 4 | 7 | 1 | 15 | 12 | 2 | 0 | 1 | 0 |
| 5 | M | Martin Machon | 6 | 6 | 507 | 0 | 3 | 4 | 2 | 9 | 7 | 0 | 14 | 1 | 0 |
| 20 | D | A.J. DeLaGarza | 15 | 12 | 1188 | 0 | 2 | 2 | 0 | 15 | 12 | 0 | 0 | 1 | 0 |
| 18 | D | Hong Myung-Bo | 2 | 2 | 186 | 0 | 2 | 0 | 0 | 1 | 0 | 0 | 1 | 1 | 0 |
| 30 | D | Alexi Lalas | 10 | 7 | 650 | 0 | 2 | 2 | 1 | 10 | 3 | 1 | 0 | 2 | 0 |
| 15 | F | Alejandro Moreno | 9 | 7 | 564 | 0 | 2 | 11 | 3 | 13 | 30 | 3 | 0 | 0 | 0 |
| 9 | G | Jorge Campos | 6 | 6 | 544 | 0 | 1 | 1 | 1 | 0 | 0 | 2 | 0 | 0 | 0 |
| 22 | G | Kevin Hartman | 39 | 39 | 3592 | 0 | 1 | 0 | 0 | 1 | 9 | 0 | 0 | 2 | 0 |
| 24 | M | Stefan Ishizaki | 4 | 4 | 334 | 0 | 1 | 6 | 2 | 2 | 4 | 2 | 15 | 1 | 0 |
| 5 | D | Steve Jolley | 6 | 4 | 435 | 0 | 1 | 2 | 1 | 5 | 6 | 0 | 0 | 0 | 0 |
| 7 | F | Jovan Kirovski | 8 | 4 | 492 | 0 | 1 | 14 | 5 | 12 | 3 | 2 | 9 | 1 | 0 |
| 21 | D | Tommy Meyer | 8 | 7 | 683 | 0 | 1 | 1 | 0 | 8 | 1 | 0 | 0 | 0 | 0 |
| 19 | F | Brian Mullan | 8 | 1 | 184 | 0 | 1 | 3 | 3 | 2 | 3 | 2 | 0 | 0 | 0 |
| 25 | F | Ante Razov | 5 | 4 | 251 | 0 | 1 | 6 | 2 | 7 | 3 | 3 | 0 | 0 | 0 |
| 14 | M | Robbie Rogers | 7 | 7 | 571 | 0 | 1 | 11 | 1 | 6 | 10 | 0 | 0 | 2 | 0 |
| 6 | M | Craig Waibel | 5 | 2 | 245 | 0 | 1 | 2 | 0 | 5 | 1 | 0 | 0 | 1 | 0 |
| 9 | M | Christian Wilhelmsson | 4 | 3 | 244 | 0 | 1 | 2 | 0 | 9 | 5 | 4 | 0 | 0 | 0 |



sponsored by HERBALIFE

| | | | | | | | | | | | | | | | |
|-----------------|---|-----------------------|----|----|------|-----|-----|-----|-----|------|------|-----|-----|-----|---|
| 88 | D | Alex Cazumba | 1 | 0 | 35 | 0 | 0 | 0 | 0 | 1 | 2 | 0 | 0 | 1 | 0 |
| 9 | F | Chad Barrett | 3 | 3 | 211 | 0 | 0 | 3 | 1 | 2 | 1 | 0 | 0 | 0 | 0 |
| 8 | M | Chris Birchall | 9 | 3 | 374 | 0 | 0 | 5 | 1 | 6 | 1 | 0 | 0 | 3 | 0 |
| 17 | F | Tristan Bowen | 1 | 0 | 19 | 0 | 0 | 0 | 0 | 1 | 0 | 1 | 0 | 0 | 0 |
| 4 | M | Paul Broome | 3 | 2 | 209 | 0 | 0 | 0 | 0 | 3 | 5 | 0 | 0 | 2 | 0 |
| 6 | D | Dan Calichman | 8 | 7 | 594 | 0 | 0 | 1 | 1 | 5 | 3 | 0 | 0 | 4 | 0 |
| 30 | M | Paolo Cardozo | 1 | 0 | 1 | 0 | 0 | 0 | 0 | 0 | 0 | 0 | 0 | 0 | 0 |
| 27 | D | Pablo Chinchilla | 1 | 1 | 90 | 0 | 0 | 0 | 0 | 2 | 0 | 0 | 0 | 0 | 0 |
| 9 | F | Brian Ching | 2 | 0 | 6 | 0 | 0 | 0 | 0 | 1 | 0 | 0 | 0 | 0 | 0 |
| 15 | M | Laurent Courtois | 1 | 0 | 9 | 0 | 0 | 0 | 0 | 0 | 0 | 0 | 1 | 0 | 0 |
| 17 | F | Adam Cristman | 3 | 1 | 89 | 0 | 0 | 3 | 0 | 3 | 1 | 0 | 0 | 1 | 0 |
| 20 | F | Edinaldo da Conceicao | 0 | 25 | 0 | 0 | 0 | 0 | 1 | 0 | 0 | 0 | 0 | 0 | 0 |
| 2 | D | Todd Dunivant | 20 | 19 | 1810 | 0 | 0 | 1 | 0 | 14 | 13 | 1 | 0 | 2 | 0 |
| 25 | M | Rafael Garcia | 1 | 0 | 7 | 0 | 0 | 0 | 0 | 1 | 0 | 0 | 0 | 1 | 0 |
| 33 | D | Dan Gargan | 5 | 2 | 254 | 0 | 0 | 0 | 0 | 4 | 1 | 0 | 0 | 0 | 0 |
| 21 | F | John Garvey | 1 | 0 | 6 | 0 | 0 | 0 | 0 | 0 | 1 | 0 | 0 | 0 | 0 |
| 9 | F | Seth George | 1 | 0 | 3 | 0 | 0 | 0 | 0 | 0 | 0 | 0 | 0 | 0 | 0 |
| 9 | F | Alan Gordon | 12 | 0 | 154 | 0 | 0 | 6 | 0 | 7 | 10 | 3 | 0 | 1 | 0 |
| 23 | M | Daniel Hernandez | 1 | 0 | 18 | 0 | 0 | 0 | 0 | 0 | 0 | 0 | 0 | 0 | 0 |
| 10 | M | Andreas Herzog | 1 | 0 | 31 | 0 | 0 | 0 | 0 | 1 | 1 | 0 | 1 | 1 | 0 |
| 6 | F | Baggio Husidic | 4 | 1 | 135 | 0 | 0 | 3 | 0 | 3 | 1 | 0 | 0 | 0 | 0 |
| 7 | M | Zak Ibsen | 9 | 4 | 379 | 0 | 0 | 5 | 2 | 10 | 6 | 0 | 0 | 0 | 0 |
| 15 | D | Ugo Ihemelu | 4 | 4 | 390 | 0 | 0 | 0 | 0 | 13 | 5 | 0 | 0 | 1 | 0 |
| 12 | M | Guillermo Jara | 1 | 0 | 12 | 0 | 0 | 0 | 0 | 0 | 0 | 1 | 1 | 0 | 0 |
| 16 | M | Hector Jimenez | 2 | 1 | 81 | 0 | 0 | 0 | 0 | 1 | 1 | 0 | 0 | 0 | 0 |
| 11 | F | Harut Karapetyan | 8 | 5 | 478 | 0 | 0 | 15 | 6 | 8 | 7 | 0 | 8 | 0 | 0 |
| 7 | M | Chris Klein | 4 | 2 | 184 | 0 | 0 | 4 | 2 | 2 | 1 | 0 | 0 | 0 | 0 |
| 21 | F | Dema Kovalenko | 6 | 6 | 509 | 0 | 0 | 1 | 1 | 14 | 6 | 0 | 0 | 3 | 0 |
| 1 | G | David Kramer | 3 | 0 | 72 | 0 | 0 | 0 | 0 | 0 | 0 | 0 | 0 | 0 | 0 |
| 22 | D | Leonardo | 3 | 3 | 247 | 0 | 0 | 1 | 0 | 4 | 0 | 0 | 0 | 0 | 0 |
| 6 | M | Eddie Lewis | 6 | 3 | 306 | 0 | 0 | 0 | 0 | 2 | 4 | 0 | 0 | 0 | 0 |
| 29 | D | Ricky Lewis | 1 | 0 | 1 | 0 | 0 | 0 | 0 | 0 | 0 | 0 | 0 | 0 | 0 |
| 17 | M | Paulo Nagamura | 4 | 3 | 369 | 0 | 0 | 2 | 2 | 7 | 8 | 0 | 0 | 2 | 0 |
| 27 | F | Joseph Ngwenya | 1 | 1 | 57 | 0 | 0 | 1 | 0 | 1 | 3 | 0 | 0 | 0 | 0 |
| 19 | D | Arash Noamouz | 3 | 2 | 158 | 0 | 0 | 0 | 0 | 5 | 3 | 0 | 0 | 1 | 0 |
| 20 | D | Curt Onalfo | 3 | 1 | 150 | 0 | 0 | 0 | 0 | 5 | 1 | 0 | 0 | 1 | 0 |
| 28 | D | Kofi Opare | 2 | 2 | 195 | 0 | 0 | 0 | 0 | 2 | 1 | 0 | 0 | 0 | 0 |
| 18 | G | Jaime Penedo | 7 | 7 | 690 | 0 | 0 | 0 | 0 | 0 | 2 | 0 | 0 | 1 | 0 |
| 25 | F | Marvin Quijano | 2 | 0 | 26 | 0 | 0 | 0 | 0 | 1 | 0 | 2 | 0 | 0 | 0 |
| 1 | G | Matt Reis | 1 | 0 | 51 | 0 | 0 | 0 | 0 | 0 | 0 | 0 | 0 | 0 | 0 |
| 1 | G | Donovan Ricketts | 7 | 7 | 636 | 0 | 0 | 1 | 1 | 0 | 2 | 0 | 0 | 0 | 0 |
| 6 | M | Jorge Salcedo | 7 | 5 | 474 | 0 | 0 | 4 | 0 | 5 | 9 | 0 | 0 | 1 | 0 |
| 7 | M | Wellington Sanchez | 3 | 0 | 68 | 0 | 0 | 3 | 1 | 1 | 4 | 1 | 6 | 0 | 0 |
| 4 | M | Marcelo Saragosa | 5 | 4 | 283 | 0 | 0 | 2 | 1 | 11 | 8 | 0 | 0 | 0 | 0 |
| 12 | G | Josh Saunders | 11 | 10 | 954 | 0 | 0 | 0 | 0 | 0 | 0 | 0 | 0 | 0 | 0 |
| 3 | D | Mark Semioli | 5 | 5 | 406 | 0 | 0 | 1 | 0 | 4 | 8 | 1 | 0 | 1 | 0 |
| 26 | M | Michael Stephens | 6 | 0 | 52 | 0 | 0 | 1 | 0 | 1 | 1 | 0 | 0 | 0 | 0 |
| 3 | D | Ryan Suarez | 1 | 0 | 9 | 0 | 0 | 0 | 0 | 0 | 0 | 0 | 0 | 0 | 0 |
| 16 | M | Brian Taylor | 1 | 0 | 8 | 0 | 0 | 0 | 0 | 0 | 1 | 0 | 0 | 0 | 0 |
| 21 | F | Arturo Torres | 4 | 2 | 246 | 0 | 0 | 2 | 1 | 8 | 1 | 1 | 0 | 0 | 0 |
| 17 | D | Jose Vasquez | 1 | 0 | 23 | 0 | 0 | 2 | 0 | 2 | 1 | 0 | 0 | 0 | 0 |
| 5 | M | Jose Villarreal | 2 | 0 | 21 | 0 | 0 | 2 | 0 | 1 | 0 | 0 | 0 | 0 | 0 |
| 26 | M | Sebastien Vorbe | 3 | 0 | 31 | 0 | 0 | 0 | 0 | 3 | 0 | 1 | 0 | 0 | 0 |
| 8 | D | Brad Wilson | 1 | 0 | 2 | 0 | 0 | 0 | 0 | 0 | 0 | 0 | 0 | 0 | 0 |
| Team totals | | | 69 | 69 | 6483 | 116 | 121 | 882 | 365 | 1097 | 1033 | 190 | 356 | 123 | 5 |
| Opponent totals | | | 69 | 69 | 6483 | 74 | 80 | 862 | 326 | 1062 | 1067 | 208 | 366 | 142 | 6 |

LA GALAXY INDIVIDUAL GOALKEEPING

| UNF | GOALKEEPER | GP | GS | MIN | SHTS | SV | GA | GAA | PG | PA | W | L | T | SO | RECORD |
|-----------------|------------------|----|----|------|------|-----|-----|------|----|----|----|----|---|----|--------|
| 1 | David Kramer | 3 | 0 | 72 | 3 | 2 | 0 | 0.00 | 0 | 0 | 2 | 0 | 0 | 1 | 0-0-0 |
| 1 | Matt Reis | 1 | 0 | 51 | 0 | 0 | 0 | 0.00 | 0 | 0 | 1 | 0 | 0 | 1 | 0-0-0 |
| 18 | Jaime Penedo | 7 | 7 | 690 | 28 | 22 | 5 | 0.65 | 0 | 0 | 4 | 2 | 1 | 4 | 1-1-0 |
| 12 | Josh Saunders | 11 | 10 | 954 | 38 | 30 | 8 | 0.75 | 0 | 0 | 8 | 2 | 1 | 3 | 0-0-1 |
| 1 | Donovan Ricketts | 7 | 7 | 636 | 31 | 24 | 7 | 0.99 | 0 | 0 | 4 | 1 | 1 | 3 | 1-0-0 |
| 9 | Jorge Campos | 6 | 6 | 544 | 35 | 25 | 6 | 0.99 | 0 | 0 | 2 | 2 | 0 | 1 | 0-1-0 |
| 22 | Kevin Hartman | 39 | 39 | 3592 | 191 | 137 | 48 | 1.20 | 2 | 3 | 21 | 13 | 4 | 12 | 6-1-3 |
| Team totals | | 69 | 69 | 6483 | 326 | 245 | 74 | 1.03 | 2 | 3 | 42 | 20 | 7 | 25 | 8-3-4 |
| Opponent totals | | 69 | 69 | 6483 | 365 | 236 | 116 | 1.61 | 13 | 14 | 20 | 42 | 7 | 13 | 3-8-4 |

PLAYOFF HISTORY

| | NO.OF SERIES | | | | | | | LAST | | |
|----------------|--------------|-------|----|---------|-------|-----|------|------|-------------------|----------------------|
| VS.TEAM | SERIES | W-L | GP | W-L-T | OT | SHO | GFGA | MTG. | ROUND | SERIES RESULT |
| Chicago | 2 | 1-1 | 5 | 2-2-1 | 2-0-1 | 0-1 | 5 | 4 | 2001Semifinals | Won7pts.to1 |
| Colorado | 4 | 4-0 | 7 | 6-1-0 | 0-0-0 | 0-0 | 14 | 1 | 2005Semifinals | Won1gamesto0 |
| D.C.United | 2 | 0-2 | 2 | 0-2-0 | 0-1-0 | 0-0 | 2 | 5 | 1999MLSCup'99 | LostMLSCup'99 |
| FCDallas | 4 | 2-2 | 8 | 4-4-0 | 0-0-0 | 0-2 | 16 | 13 | 2010Semifinals | Lost1gamesto0 |
| KC-SportingKC | 4 | 2-2 | 9 | 5-3-1 | 2-0-1 | 1-0 | 14 | 15 | 2004Semifinals | Lost1gamesto0 |
| NewEngland | 3 | 3-0 | 3 | 3-0-0 | 3-0-0 | 0-0 | 4 | 1 | 2014MLSCup'14 | WonMLSCup'14 |
| MetroStars-New | 2 | 2-0 | 5 | 3-1-1 | 0-0-1 | 0-0 | 9 | 8 | 2011Quarterfinals | Won2gamesto0 |
| SanJose | 5 | 3-2 | 10 | 5-4-1 | 0-1-0 | 0-0 | 16 | 12 | 2012Quarterfinals | WonSeriesTie-Breaker |
| TampaBay | 1 | 1-0 | 2 | 2-0-0 | 0-0-0 | 0-0 | 6 | 2 | 2000Quarterfinals | Won6pts.to0 |
| ChivasUSA | 1 | 1-0 | 2 | 1-0-1 | 0-0-0 | 0-0 | 3 | 2 | 2009Quarterfinals | Won1gamesto0 |
| RealSaltLake | 4 | 2-2 | 6 | 3-2-1 | 0-2-0 | 0-1 | 10 | 4 | 2014Quarterfinals | Won1gamesto0 |
| Houston | 3 | 3-0 | 3 | 3-0-0 | 1-0-0 | 0-0 | 6 | 1 | 2012MLSCup'12 | WonMLSCup'12 |
| Seattle | 3 | 3-0 | 6 | 4-2-0 | 0-0-0 | 0-0 | 9 | 5 | 2014Semifinals | WonSeriesTie-Breaker |
| Vancouver | 1 | 1-0 | 1 | 1-0-0 | 0-0-0 | 0-0 | 2 | 1 | 2012Wild Card | Won 1 games to 0 |
| TOTALS | 39 | 28-11 | 69 | 42-21-6 | 8-4-3 | 1-4 | 116 | 74 | | |



sponsored by HERBALIFE.

ALL-TIME GALAXY RESERVE STATISTICS

| POS | PLAYER | GP | GS | MIN | G | A | C | E |
|-----|----------------------|----|----|------|---|---|---|---|
| F | Gavin Ginton | 7 | 7 | 620 | 9 | 0 | 1 | 0 |
| F | Herculez Gomez | 11 | 10 | 967 | 8 | 6 | 2 | 0 |
| F | Joseph Ngwenya | 9 | 7 | 498 | 6 | 2 | 0 | 0 |
| F | Jack McBean | 13 | 5 | 595 | 5 | 5 | 0 | 0 |
| M | Mamba Chisoni | 12 | 11 | 779 | 5 | 0 | 0 | 0 |
| M | Bryan Jordan | 22 | 22 | 1818 | 5 | 0 | 3 | 0 |
| F | Alan Gordon | 13 | 10 | 857 | 4 | 2 | 2 | 0 |
| M | Josh Gardner | 21 | 19 | 1599 | 3 | 2 | 4 | 1 |
| F | Mike Caso | 11 | 11 | 963 | 3 | 1 | 7 | 0 |
| F | Chad Barrett | 5 | 3 | 342 | 3 | 0 | 0 | 0 |
| M | Hector Jimenez | 16 | 15 | 1314 | 3 | 0 | 1 | 0 |
| M | Santino Quaranta | 4 | 2 | 217 | 3 | 0 | 0 | 0 |
| F | Jose Villarreal | 10 | 5 | 516 | 3 | 0 | 0 | 0 |
| F | Israel Sesay | 18 | 18 | 1595 | 2 | 4 | 1 | 0 |
| F | Adam Cristman | 9 | 7 | 526 | 2 | 3 | 0 | 0 |
| F | Pat Noonan | 6 | 5 | 387 | 2 | 3 | 1 | 0 |
| F | Carlos Ruiz | 2 | 2 | 180 | 2 | 2 | 0 | 0 |
| M | Rafael Garcia | 10 | 7 | 713 | 2 | 1 | 1 | 0 |
| D | Andrew Boyens | 7 | 6 | 585 | 2 | 0 | 1 | 0 |
| F | Josh Hansen | 5 | 5 | 462 | 2 | 0 | 0 | 0 |
| F | Mike Enfield | 23 | 17 | 1573 | 1 | 6 | 4 | 0 |
| M | Guillermo Gonzalez | 15 | 13 | 1009 | 1 | 4 | 2 | 0 |
| M | Ned Grabavoy | 10 | 9 | 694 | 1 | 3 | 3 | 0 |
| M | Michael Stephens | 14 | 13 | 1009 | 1 | 3 | 2 | 1 |
| M | Josh Tudela | 18 | 18 | 1530 | 1 | 3 | 3 | 0 |
| M | Paolo Cardozo | 9 | 8 | 718 | 1 | 2 | 0 | 0 |
| M | Johnny Bravo (G) | 9 | 8 | 718 | 1 | 1 | 2 | 0 |
| F | Landon Donovan | 1 | 0 | 33 | 1 | 1 | 0 | 0 |
| F | Ahmed Khalil (G) | 3 | 1 | 169 | 1 | 1 | 0 | 0 |
| D | Ryan Thomas | 8 | 8 | 720 | 1 | 1 | 0 | 0 |
| D | Gregg Berhalter | 4 | 3 | 301 | 1 | 0 | 0 | 0 |
| F | Jason Boyce (G) | 7 | 3 | 421 | 1 | 0 | 2 | 0 |
| F | Edson Buddle | 7 | 7 | 436 | 1 | 0 | 0 | 0 |
| M | Taylor Canel (G) | 12 | 11 | 1035 | 1 | 0 | 1 | 0 |
| F | Robbie Findley | 4 | 1 | 196 | 1 | 0 | 1 | 0 |
| D | Ugo Ihemelu | 2 | 1 | 101 | 1 | 0 | 1 | 0 |
| M | David Johnson | 6 | 5 | 468 | 1 | 0 | 1 | 0 |
| D | Leonardo | 2 | 2 | 55 | 1 | 0 | 0 | 0 |
| M | Paulino Le Petit (G) | 1 | 1 | 90 | 1 | 0 | 0 | 0 |
| F | Miguel Lopez | 4 | 3 | 223 | 1 | 0 | 0 | 0 |
| D | Tommy Meyer | 8 | 7 | 675 | 1 | 0 | 0 | 0 |
| M | Paulo Nagamura | 1 | 1 | 90 | 1 | 0 | 1 | 0 |
| M | Guillermo Ramirez | 2 | 2 | 135 | 1 | 0 | 0 | 0 |
| D | Troy Roberts | 19 | 18 | 1563 | 1 | 0 | 3 | 0 |
| M | Marcelo Sarvas | 2 | 2 | 110 | 1 | 0 | 1 | 0 |
| D | Mark Schulte (G) | 2 | 2 | 180 | 1 | 0 | 0 | 0 |
| D | Kyle Veris | 16 | 16 | 1434 | 1 | 0 | 5 | 0 |
| F | Ednaldo da Conceicao | 10 | 7 | 539 | 0 | 4 | 1 | 0 |
| M | Raul Mendiola (A) | 7 | 0 | 118 | 0 | 3 | 0 | 0 |
| M | Kyle Nakazawa | 5 | 5 | 404 | 0 | 3 | 0 | 0 |
| M | Quavas Kirk | 11 | 9 | 618 | 0 | 2 | 0 | 0 |
| M | Kenney Walker | 10 | 10 | 832 | 0 | 2 | 1 | 0 |
| M | Ely Allen | 8 | 5 | 562 | 0 | 1 | 2 | 0 |
| D | Pablo Chinchilla | 6 | 6 | 483 | 0 | 1 | 0 | 0 |
| M | Eric Denton (G) | 2 | 2 | 180 | 0 | 1 | 1 | 0 |

| | | | | | | | | |
|----|-----------------------|----|----|------|---|---|---|---|
| GK | Lance Friesz | 10 | 9 | 810 | 0 | 1 | 0 | 0 |
| D | Bryan Gaul | 7 | 7 | 610 | 0 | 1 | 2 | 0 |
| M | Dru Hoshimiya (G) | 2 | 2 | 180 | 0 | 1 | 1 | 2 |
| M | Jovan Kirovski | 8 | 8 | 720 | 0 | 1 | 0 | 0 |
| M | Kyle Martino | 3 | 3 | 294 | 0 | 1 | 1 | 0 |
| M | Mike Munoz | 10 | 6 | 596 | 0 | 1 | 0 | 0 |
| D | Aaron Lopez (G) | 5 | 4 | 382 | 0 | 1 | 0 | 1 |
| M | Rodrigo Lopez (G) | 1 | 1 | 90 | 0 | 1 | 0 | 0 |
| D | Mike Randolph | 16 | 16 | 1390 | 0 | 1 | 0 | 0 |
| GK | Josh Saunders | 7 | 6 | 555 | 0 | 1 | 0 | 0 |
| M | Ryan Shaw (G) | 5 | 4 | 353 | 0 | 1 | 1 | 0 |
| D | Oscar Sorto (A) | 7 | 3 | 339 | 0 | 1 | 0 | 0 |
| M | Peter Vagenas | 5 | 5 | 287 | 0 | 1 | 0 | 0 |
| M | Vardan Adzemian | 6 | 6 | 540 | 0 | 0 | 2 | 0 |
| GK | Charles Alamo | 1 | 0 | 34 | 0 | 0 | 0 | 0 |
| D | Sean Alvarado | 2 | 2 | 110 | 0 | 0 | 0 | 0 |
| F | Juan Pablo Angel | 1 | 1 | 45 | 0 | 0 | 0 | 0 |
| M | Kevin Ara (G) | 3 | 0 | 58 | 0 | 0 | 0 | 0 |
| M | Jeremy Barlow | 4 | 1 | 153 | 0 | 0 | 0 | 0 |
| D | Ben Benditsen | 6 | 5 | 447 | 0 | 0 | 0 | 0 |
| M | Emmanuel Bentil (G) | 3 | 2 | 163 | 0 | 0 | 1 | 0 |
| M | Erick Bertsche (G) | 1 | 0 | 11 | 0 | 0 | 0 | 0 |
| M | Federico Bianchi (G) | 1 | 1 | 90 | 0 | 0 | 0 | 0 |
| M | Chris Birchall | 4 | 4 | 313 | 0 | 0 | 0 | 0 |
| D | Scott Bolkan | 2 | 1 | 108 | 0 | 0 | 0 | 0 |
| F | Tristan Bowen (G) | 4 | 3 | 257 | 0 | 0 | 0 | 0 |
| D | Paul Broome | 4 | 4 | 329 | 0 | 0 | 1 | 0 |
| M | March Burch | 5 | 5 | 423 | 0 | 0 | 1 | 0 |
| D | Dan Cerwinski (G) | 1 | 1 | 90 | 0 | 0 | 0 | 0 |
| F | Ante Cop (G) | 1 | 0 | 18 | 0 | 0 | 0 | 0 |
| GK | Steve Cronin | 34 | 26 | 2513 | 0 | 0 | 1 | 0 |
| D | Kyle Davies | 5 | 4 | 313 | 0 | 0 | 0 | 0 |
| F | Thiago de Souza | 1 | 1 | 63 | 0 | 0 | 0 | 0 |
| F | Justin Dhillon (A) | 3 | 0 | 48 | 0 | 0 | 0 | 0 |
| D | Eduardo Dominguez | 4 | 3 | 311 | 0 | 0 | 0 | 0 |
| D | Todd Dunivant | 1 | 1 | 90 | 0 | 0 | 1 | 0 |
| D | Cameron Dunn (G) | 5 | 5 | 450 | 0 | 0 | 1 | 0 |
| D | Brian Dunseth | 4 | 4 | 356 | 0 | 0 | 1 | 0 |
| D | Omar Elminoufi (G) | 2 | 2 | 180 | 0 | 0 | 0 | 0 |
| D | Corey Farabi (G) | 1 | 1 | 90 | 0 | 0 | 0 | 0 |
| D | Greg Folk (G) | 3 | 3 | 270 | 0 | 0 | 0 | 0 |
| M | Joe Franchino | 1 | 1 | 45 | 0 | 0 | 0 | 0 |
| D | Sean Franklin | 1 | 1 | 90 | 0 | 0 | 0 | 0 |
| GK | Bill Gaudette | 2 | 2 | 180 | 0 | 0 | 0 | 0 |
| D | Michael Gavin | 11 | 7 | 696 | 0 | 0 | 3 | 0 |
| F | Cornell Glen | 1 | 1 | 81 | 0 | 0 | 0 | 0 |
| GK | Steve Gonzalez (G) | 2 | 2 | 151 | 0 | 0 | 0 | 0 |
| F | Steve Gonzales (G) | 1 | 0 | 60 | 0 | 0 | 0 | 0 |
| M | Jobobi Goodfellow (G) | 2 | 2 | 180 | 0 | 0 | 0 | 0 |
| M | Leonard Griffin (G) | 4 | 2 | 254 | 0 | 0 | 1 | 0 |
| D | Ty Harden | 1 | 0 | 7 | 0 | 0 | 0 | 0 |
| M | Kevin Harmse | 1 | 1 | 45 | 0 | 0 | 0 | 0 |
| M | Jeff Heckman (G) | 1 | 0 | 18 | 0 | 0 | 0 | 0 |
| D | Frankie Hejduk | 5 | 5 | 426 | 0 | 0 | 0 | 0 |
| F | David Hernandez (G) | 1 | 0 | 45 | 0 | 0 | 0 | 0 |
| GK | Vito Higgins | 1 | 0 | 45 | 0 | 0 | 0 | 0 |

| | | | | | | | | |
|----|--------------------------|----|----|-----|---|---|---|---|
| M | Grady Howe (A) | 1 | 0 | 12 | 0 | 0 | 0 | 0 |
| D | Andy Iro (G) | 1 | 1 | 90 | 0 | 0 | 0 | 0 |
| D | Ante Jazic | 5 | 3 | 241 | 0 | 0 | 0 | 0 |
| D | John Jones (G) | 1 | 0 | 33 | 0 | 0 | 0 | 0 |
| M | Dan Keat | 13 | 9 | 922 | 0 | 0 | 3 | 0 |
| M | Chuck Kim (G) | 2 | 0 | 69 | 0 | 0 | 1 | 0 |
| GK | Jordan King (G) | 1 | 1 | 90 | 0 | 0 | 0 | 0 |
| D | Gordon Kljestan (G) | 6 | 6 | 513 | 0 | 0 | 0 | 0 |
| D | Athanasios Koubouras (G) | 1 | 0 | 45 | 0 | 0 | 0 | 0 |
| M | Tony Lawson (G) | 1 | 0 | 15 | 0 | 0 | 0 | 0 |
| D | David Junior Lopes | 2 | 2 | 135 | 0 | 0 | 0 | 0 |
| M | Wilmer Lopez (G) | 6 | 4 | 444 | 0 | 0 | 0 | 0 |
| M | Mike Magee | 3 | 3 | 154 | 0 | 0 | 0 | 0 |
| M | Roman Manak (G) | 2 | 0 | 90 | 0 | 0 | 1 | 0 |
| M | Ty Maurin (G) | 1 | 1 | 45 | 0 | 0 | 0 | 0 |
| M | Dustin McCarty | 8 | 5 | 490 | 0 | 0 | 0 | 0 |
| M | Brandon McDonald | 4 | 3 | 298 | 0 | 0 | 0 | 0 |
| M | Carlos Menjivar (G) | 3 | 1 | 145 | 0 | 0 | 0 | 0 |
| M | Stefani Miglioranza | 4 | 4 | 432 | 0 | 0 | 0 | 0 |
| M | Stoian Mladenov (G) | 1 | 0 | 45 | 0 | 0 | 0 | 0 |
| M | Richard Mupfudze (G) | 1 | 1 | 45 | 0 | 0 | 0 | 0 |
| M | Drew Murphy (A) | 2 | 0 | 10 | 0 | 0 | 0 | 0 |
| M | Joel Murphy (G) | 1 | 0 | 13 | 0 | 0 | 0 | 0 |
| D | Kevin Murray (G) | 1 | 0 | 45 | 0 | 0 | 0 | 0 |
| D | Michael Nsien (G) | 5 | 5 | 450 | 0 | 0 | 2 | 0 |
| M | Jeff Payeras (A) | 1 | 0 | 45 | 0 | 0 | 0 | 0 |
| D | Andy O'Shay (G) | 9 | 9 | 792 | 0 | 0 | 1 | 0 |
| M | Brandon Owens (G) | 3 | 2 | 183 | 0 | 0 | 0 | 0 |
| M | Daniel Paladini | 6 | 2 | 323 | 0 | 0 | 1 | 0 |
| M | Rail Palomares (G) | 8 | 5 | 463 | 0 | 0 | 1 | 0 |
| GK | Brian Perk | 10 | 10 | 810 | 0 | 0 | 1 | 0 |
| D | Trevor Persons (G) | 2 | 1 | 108 | 0 | 0 | 0 | 0 |
| M | Alvaro Pires | 7 | 5 | 387 | 0 | 0 | 0 | 1 |
| GK | Donovan Ricketts | 1 | 1 | 90 | 0 | 0 | 0 | 0 |
| D | Dasan Robinson | 1 | 1 | 90 | 0 | 0 | 0 | 0 |
| F | Mario Rodriguez (A) | 3 | 1 | 94 | 0 | 0 | 0 | 0 |
| M | Chris Rosselli (G) | 1 | 0 | 10 | 0 | 0 | 0 | 0 |
| GK | Brian Rowe | 3 | 1 | 180 | 0 | 0 | 0 | 0 |
| D | Tim Roty (G) | 1 | 1 | 90 | 0 | 0 | 0 | 0 |
| D | Ian Russell | 3 | 3 | 250 | 0 | 0 | 1 | 0 |
| F | Blake Ryan (G) | 1 | 0 | 25 | 0 | 0 | 0 | 0 |
| M | Marcelo Saragosa | 3 | 3 | 225 | 0 | 0 | 1 | 0 |
| D | Lawrence Smalls (G) | 4 | 2 | 240 | 0 | 0 | 0 | 0 |
| M | Darren Spicer (G) | 1 | 1 | 90 | 0 | 0 | 0 | 0 |
| D | Khari Stephenson (G) | 1 | 1 | 69 | 0 | 0 | 0 | 0 |
| M | Nathan Sturgis | 7 | 6 | 554 | 0 | 0 | 0 | 0 |
| F | Matt Taylor (G) | 1 | 1 | 90 | 0 | 0 | 0 | 0 |
| D | Matt Tilley (A) | 2 | 0 | 76 | 0 | 0 | 0 | 0 |
| M | Carlos Torres (G) | 1 | 0 | 7 | 0 | 0 | 0 | 0 |
| D | Javan Toure (A) | 2 | 0 | 31 | 0 | 0 | 0 | 0 |
| D | Michael Umana | 5 | 4 | 367 | 0 | 0 | 1 | 0 |
| D | Ryan Valdez (G) | 1 | 1 | 90 | 0 | 0 | 0 | 0 |
| D | Julian Valentin | 10 | 10 | 900 | 0 | 0 | 1 | 0 |
| M | Sebastian Velasquez (A) | 3 | 0 | 98 | 0 | 0 | 0 | 0 |
| M | Diego Walsh (G) | 1 | 1 | 45 | 0 | 0 | 0 | 0 |
| M | Will Weatherly (G) | 1 | 1 | 90 | 0 | 0 | 0 | 0 |

| | | | | | | | | |
|--------------|-----------------------|-----------|-----------|-------------|------------|-----------|-----------|----------|
| D | Brent Whitfield (G) | 3 | 3 | 212 | 0 | 0 | 1 | 0 |
| GK | Josh Wicks | 9 | 9 | 630 | 0 | 0 | 1 | 0 |
| M | Christian Wilhelmsson | 2 | 2 | 115 | 0 | 0 | 1 | 0 |
| D | Darren Williams (G) | 2 | 2 | 147 | 0 | 0 | 1 | 0 |
| D | Kevin Wilson (G) | 1 | 1 | 90 | 0 | 0 | 0 | 0 |
| M | Riley Wolfe (A) | 1 | 0 | 1 | 0 | 0 | 0 | 0 |
| F | John Wolyniec | 2 | 2 | 155 | 0 | 0 | 0 | 0 |
| Total | | 66 | 66 | 5940 | 102 | 86 | 94 | 4 |

GAME-WINNING GOALS: Herculez Gomez 4, Gavin Grinton 2, Jack McBean 2, Chad Barrett 1. Andrew Boyens 1, Mamba Chisoni 1, Adam Cristman 1, Rafael Garcia 1, Guillermo Gonzalez 1, Alan Gordon 1, Joseph Ngwenya 1, Pat Noonan 1, Santino Quaranta 1

GAME-WINNING ASSISTS: Kyle Nakazawa 2, Paolo Cardozo 1, Mike Caso 1, Pablo Chinchilla 1, Lance Friesz 1, Rafael Garcia 1, Josh Gardner 1, Guillermo Gonzalez 1, Aaron Lopez 1, Jack McBean 1, Raul Mendiola 1, Joseph Ngwenya 1, Carlos Ruiz 1, Israel Sesay 1, Kenney Walker 1

PENALTY KICK GOALS/ATTEMPTS: Bryan Jordan 2-2, Edson Buddle 1-1, Ned Grabavoy 1-1, Joseph Ngwenya 1-1, Santino Quaranta 1-1, Carlos Ruiz 1-1, Marcelo Sarvas 1-1, Mike Magee 0-1

LA GALAXY RESERVES INDIVIDUAL GOALKEEPING

| POS | GOALKEEPER | GP | GS | MIN | GA | GAA | PG | PA | W | L | T | SO |
|--------------------|--------------------|-----------|-----------|-------------|------------|-------------|----------|----------|-----------|-----------|-----------|----------|
| D | Eduardo Dominguez | 1 | 0 | 11 | 0 | 0.00 | 0 | 0 | 0 | 0 | 0 | 0 |
| GK | Brian Perk | 10 | 10 | 810 | 13 | 1.44 | 1 | 1 | 2 | 3 | 3 | 1 |
| GK | Brian Rowe | 3 | 1 | 180 | 3 | 1.50 | 0 | 0 | 1 | 0 | 0 | 1 |
| GK | Josh Wicks | 9 | 9 | 630 | 12 | 1.70 | 3 | 3 | 0 | 3 | 2 | 0 |
| GK | Steve Cronin | 32 | 25 | 2455 | 52 | 1.91 | 1 | 3 | 8 | 14 | 6 | 4 |
| GK | Josh Saunders | 7 | 6 | 555 | 12 | 1.95 | 1 | 1 | 0 | 4 | 0 | 0 |
| GK | Bill Gaudette | 2 | 2 | 180 | 4 | 2.00 | 0 | 0 | 1 | 1 | 0 | 1 |
| GK | Donovan Ricketts | 1 | 1 | 90 | 2 | 2.00 | 0 | 0 | 0 | 1 | 0 | 0 |
| GK | Lance Friesz | 10 | 9 | 754 | 2 | 2.63 | 0 | 0 | 2 | 5 | 2 | 1 |
| GK | Charles Alamo | 1 | 0 | 34 | 1 | 2.65 | 0 | 0 | 0 | 1 | 0 | 0 |
| GK | Jordan King (G) | 1 | 1 | 90 | 3 | 3.00 | 1 | 1 | 1 | 0 | 0 | 0 |
| GK | Steve Gonzalez (G) | 2 | 2 | 151 | 6 | 3.58 | 0 | 0 | 0 | 2 | 0 | 0 |
| Team totals | | 66 | 66 | 5940 | 130 | 1.97 | 7 | 9 | 18 | 35 | 13 | 9 |

(G) - Guest Player

(A) - Academy Player



sponsored by HERBALIFE

LA GALAXY INDIVIDUAL LEADERS (ALL-TIME)

GAMES PLAYED

| PLAYER | GP |
|---------------------|-----|
| Cobi Jones | 306 |
| Landon Donovan | 247 |
| Kevin Hartman | 243 |
| Mauricio Cienfuegos | 206 |
| Greg Vanney | 193 |
| Todd Dunivant | 190 |
| Peter Vagenas | 183 |
| Sean Franklin | 160 |
| A.J. DeLaGarza | 156 |
| Juninho | 153 |

GAMES STARTED

| PLAYER | GS |
|---------------------|-----|
| Cobi Jones | 281 |
| Kevin Hartman | 238 |
| Landon Donovan | 235 |
| Mauricio Cienfuegos | 198 |
| Todd Dunivant | 187 |
| Greg Vanney | 182 |
| Peter Vagenas | 164 |
| A.J. DeLaGarza | 151 |
| Sean Franklin | 150 |
| Omar Gonzalez | 149 |

MINUTES PLAYED

| PLAYER | MIN |
|---------------------|-------|
| Cobi Jones | 25157 |
| Kevin Hartman | 21735 |
| Landon Donovan | 21419 |
| Mauricio Cienfuegos | 17710 |
| Todd Dunivant | 16575 |
| Greg Vanney | 16273 |
| Peter Vagenas | 14511 |
| Sean Franklin | 13647 |
| A.J. DeLaGarza | 13222 |
| Omar Gonzalez | 13208 |

GOALS

| PLAYER | GP | GOALS |
|---------------------|-----|-------|
| Landon Donovan | 247 | 112 |
| Cobi Jones | 306 | 70 |
| Robbie Keane | 84 | 53 |
| Carlos Ruiz | 82 | 51 |
| Edson Buddle | 106 | 45 |
| Mauricio Cienfuegos | 206 | 35 |
| Eduardo Hurtado | 50 | 30 |
| Welton | 69 | 28 |
| Alan Gordon | 113 | 21 |
| Greg Vanney | 193 | 21 |

ASSISTS

| PLAYER | GP | ASTS |
|---------------------|-----|------|
| Landon Donovan | 247 | 107 |
| Cobi Jones | 306 | 91 |
| Mauricio Cienfuegos | 206 | 80 |
| David Beckham | 98 | 40 |
| Robbie Keane | 84 | 35 |
| Simon Elliott | 122 | 33 |
| Ezra Hendrickson | 139 | 26 |
| Peter Vagenas | 183 | 25 |
| Sean Franklin | 160 | 20 |
| Martin Machon | 61 | 20 |
| Greg Vanney | 193 | 20 |
| Sasha Victorine | 121 | 20 |

SHOTS

| PLAYER | GP | SHOTS |
|---------------------|-----|-------|
| Landon Donovan | 247 | 513 |
| Cobi Jones | 306 | 458 |
| Robbie Keane | 84 | 286 |
| Mauricio Cienfuegos | 206 | 285 |
| Edson Buddle | 106 | 271 |
| Carlos Ruiz | 82 | 256 |
| Juninho | 153 | 226 |
| Simon Elliott | 122 | 204 |
| Alan Gordon | 113 | 179 |
| Greg Vanney | 193 | 174 |

SHOTS ON GOAL

| PLAYER | GP | SOG |
|---------------------|-----|-----|
| Landon Donovan | 247 | 264 |
| Cobi Jones | 306 | 247 |
| Carlos Ruiz | 82 | 149 |
| Mauricio Cienfuegos | 206 | 141 |
| Robbie Keane | 84 | 129 |
| Edson Buddle | 106 | 123 |
| Eduardo Hurtado | 50 | 92 |
| Alan Gordon | 113 | 77 |
| Simon Elliott | 122 | 75 |
| Sasha Victorine | 121 | 75 |

FOULS COMMITTED

| PLAYER | GP | FC |
|---------------------|-----|-----|
| Landon Donovan | 247 | 264 |
| Greg Vanney | 193 | 247 |
| Peter Vagenas | 183 | 244 |
| Cobi Jones | 306 | 239 |
| Tyrone Marshall | 125 | 220 |
| Ezra Hendrickson | 139 | 208 |
| Mauricio Cienfuegos | 206 | 202 |
| Carlos Ruiz | 82 | 200 |
| Danny Califf | 103 | 196 |
| Marcelo Sarvas | 88 | 194 |

FOULS SUFFERED

| PLAYER | GP | FS |
|---------------------|-----|-----|
| Cobi Jones | 306 | 637 |
| Landon Donovan | 247 | 368 |
| Mauricio Cienfuegos | 206 | 340 |
| Peter Vagenas | 183 | 228 |
| Carlos Ruiz | 82 | 207 |
| A.J. DeLaGarza | 156 | 161 |
| Juninho | 153 | 157 |
| Marcelo Sarvas | 88 | 154 |
| Chris Albright | 116 | 151 |
| Sasha Victorine | 121 | 144 |

CAUTIONS (YELLOW)

| PLAYER | GP | CAUT |
|---------------------|-----|------|
| Landon Donovan | 247 | 35 |
| Greg Vanney | 193 | 33 |
| Danny Pena | 103 | 30 |
| Tyrone Marshall | 125 | 29 |
| Chris Albright | 116 | 27 |
| David Beckham | 98 | 27 |
| Danny Califf | 103 | 27 |
| Mauricio Cienfuegos | 206 | 25 |
| Omar Gonzalez | 150 | 25 |
| Cobi Jones | 306 | 25 |

EJECTIONS (RED CARDS)

| PLAYER | GP | EJECT |
|------------------|-----|-------|
| Ezra Hendrickson | 139 | 5 |
| Robin Fraser | 129 | 3 |
| Eddie Lewis | 48 | 3 |
| Gregg Berhalter | 52 | 2 |
| Paul Caligiuri | 113 | 2 |
| Alan Gordon | 113 | 2 |
| Tyrone Marshall | 125 | 2 |
| Kyle Martino | 35 | 2 |
| Clint Mathis | 74 | 2 |
| Danny Pena | 103 | 2 |

CORNER KICKS

| PLAYER | GP | CK |
|---------------------|-----|-----|
| Landon Donovan | 247 | 679 |
| Cobi Jones | 306 | 529 |
| David Beckham | 98 | 372 |
| Greg Vanney | 193 | 226 |
| Mauricio Cienfuegos | 206 | 156 |
| Simon Elliott | 122 | 149 |
| Juninho | 153 | 114 |
| Harut Karapetyan | 73 | 106 |
| Andreas Herzog | 27 | 97 |
| Jovan Kirovski | 104 | 72 |

OFFSIDES

| PLAYER | GP | OFF |
|---------------------|-----|-----|
| Cobi Jones | 306 | 163 |
| Carlos Ruiz | 82 | 118 |
| Edson Buddle | 106 | 90 |
| Landon Donovan | 247 | 90 |
| Robbie Keane | 84 | 72 |
| Alan Gordon | 113 | 67 |
| Welton | 69 | 63 |
| Eduardo Hurtado | 50 | 62 |
| Luis Hernandez | 30 | 50 |
| Mauricio Cienfuegos | 206 | 49 |

GAME-WINNING GOALS

| PLAYER | GP | GWG |
|---------------------|-----|-----|
| Landon Donovan | 247 | 31 |
| Carlos Ruiz | 82 | 16 |
| Robbie Keane | 84 | 15 |
| Edson Buddle | 106 | 14 |
| Cobi Jones | 306 | 13 |
| Mauricio Cienfuegos | 206 | 11 |
| Ezra Hendrickson | 139 | 9 |
| Mike Magee | 105 | 9 |
| Greg Vanney | 193 | 9 |
| Juninho | 153 | 8 |
| Eduardo Hurtado | 50 | 8 |
| Gyasi Zardes | 59 | 8 |

GAME-WINNING ASSISTS

| PLAYER | GP | GWA |
|---------------------|-----|-----|
| Landon Donovan | 247 | 32 |
| Cobi Jones | 306 | 30 |
| Mauricio Cienfuegos | 206 | 28 |
| Robbie Keane | 84 | 15 |
| David Beckham | 98 | 11 |
| Simon Elliott | 122 | 10 |
| Greg Vanney | 193 | 10 |
| Ezra Hendrickson | 139 | 9 |
| Peter Vagenas | 183 | 9 |
| Marcelo Sarvas | 88 | 8 |

HAT TRICKS

| PLAYER | GP | HATS |
|------------------|-----|------|
| Cobi Jones | 306 | 4 |
| Landon Donovan | 247 | 3 |
| Eduardo Hurtado | 50 | 3 |
| Edson Buddle | 106 | 2 |
| Robbie Keane | 84 | 2 |
| Harut Karapetyan | 73 | 1 |
| Martin Machon | 61 | 1 |
| Mike Magee | 105 | 1 |
| Alejandro Moreno | 61 | 1 |
| Carlos Ruiz | 82 | 1 |
| Jose Vasquez | 27 | 1 |



sponsored by HERBALIFE

MULTI-GOAL GAMES

| PLAYER | GP | GAMES |
|---------------------|-----|-------|
| Landon Donovan | 247 | 25 |
| Robbie Keane | 84 | 13 |
| Carlos Ruiz | 82 | 12 |
| Cobi Jones | 306 | 11 |
| Edson Buddle | 106 | 6 |
| Eduardo Hurtado | 50 | 6 |
| Mauricio Cienfuegos | 206 | 5 |
| Carlos Hermosillo | 34 | 4 |
| Jovan Kirovski | 104 | 4 |
| Welton | 69 | 4 |

PENALTY-KICK GOALS

| PLAYER | GP | PKG |
|---------------------|-----|-----|
| Landon Donovan | 247 | 29 |
| Carlos Ruiz | 82 | 12 |
| Mauricio Cienfuegos | 206 | 10 |
| Greg Vanney | 193 | 10 |
| Robbie Keane | 84 | 7 |
| Luis Hernandez | 30 | 2 |
| Eduardo Hurtado | 50 | 2 |
| Jovan Kirovski | 104 | 2 |
| Andreas Herzog | 27 | 1 |
| Mike Magee | 105 | 1 |
| Guillermo Ramirez | 24 | 1 |

GOALS PER GAME

| PLAYER | GP | GOALS | AVG |
|---------------------|-------|-------|------|
| Robbie Keane | 84 | 53 | 0.63 |
| Carlos Ruiz | 82 | 51 | 0.62 |
| Eduardo Hurtado | 50 | 30 | 0.60 |
| Landon Donovan | 247 | 112 | 0.45 |
| Edson Buddle | 106 | 45 | 0.42 |
| Welton | 69 | 28 | 0.41 |
| Gyasi Zardes | 59 | 20 | 0.34 |
| Cobi Jones | 306 | 70 | 0.23 |
| Alan Gordon | 113 2 | 1 | 0.19 |
| Mauricio Cienfuegos | 206 | 35 | 0.17 |
| Minimum: 20 goals | | | |

ASSISTS PER GAME

| PLAYER | GP | ASTS | AVG |
|---------------------|-----|------|------|
| Landon Donovan | 247 | 107 | 0.43 |
| Robbie Keane | 84 | 35 | 0.42 |
| David Beckham | 98 | 40 | 0.41 |
| Mauricio Cienfuegos | 206 | 80 | 0.39 |
| Martin Machon | 61 | 20 | 0.33 |
| Cobi Jones | 306 | 91 | 0.30 |
| Simon Elliott | 122 | 33 | 0.27 |
| Ezra Hendrickson | 139 | 26 | 0.19 |
| Sasha Victorine | 121 | 20 | 0.17 |
| Peter Vagenas | 183 | 25 | 0.14 |
| Minimum: 20 assists | | | |

GOALS PER 90 MIN.

| PLAYER | MIN | GOALS | AVG |
|---------------------|-------|-------|------|
| Carlos Ruiz | 6680 | 51 | 0.69 |
| Robbie Keane | 7323 | 53 | 0.65 |
| Eduardo Hurtado | 4270 | 30 | 0.63 |
| Welton | 4394 | 28 | 0.57 |
| Edson Buddle | 7321 | 45 | 0.55 |
| Landon Donovan | 21419 | 112 | 0.47 |
| Gyasi Zardes | 4562 | 20 | 0.39 |
| Alan Gordon | 5658 | 21 | 0.33 |
| Cobi Jones | 25157 | 70 | 0.25 |
| Mauricio Cienfuegos | 17710 | 35 | 0.18 |
| Minimum: 20 goals | | | |

ASSISTS PER 90 MIN.

| PLAYER | MIN | ASTS | AVG |
|---------------------|-------|------|------|
| Landon Donovan | 21419 | 107 | 0.45 |
| David Beckham | 8066 | 40 | 0.45 |
| Robbie Keane | 7323 | 35 | 0.43 |
| Mauricio Cienfuegos | 17710 | 80 | 0.41 |
| Martin Machon | 5025 | 20 | 0.36 |
| Cobi Jones | 25157 | 91 | 0.33 |
| Simon Elliott | 10585 | 33 | 0.28 |
| Ezra Hendrickson | 10973 | 26 | 0.21 |
| Sasha Victorine | 9758 | 20 | 0.18 |
| Peter Vagenas | 14511 | 25 | 0.16 |
| Minimum: 20 assists | | | |

SCORING PCT.

| PLAYER | GP | SHOTS | GOALS | PCT |
|---------------------|-----|-------|-------|------|
| Welton | 69 | 115 | 28 | 24.3 |
| Landon Donovan | 247 | 513 | 112 | 21.8 |
| Carlos Ruiz | 82 | 256 | 51 | 19.9 |
| Eduardo Hurtado | 50 | 160 | 30 | 18.8 |
| Robbie Keane | 84 | 286 | 53 | 18.5 |
| Edson Buddle | 106 | 271 | 45 | 16.6 |
| Cobi Jones | 306 | 458 | 70 | 15.3 |
| Gyasi Zardes | 59 | 152 | 20 | 13.2 |
| Mauricio Cienfuegos | 206 | 285 | 35 | 12.3 |
| Greg Vanney | 193 | 174 | 21 | 12.1 |
| Minimum: 20 goals | | | | |

SHOTS ON GOAL PCT.

| PLAYER | GP | SHOTS | SOG | PCT |
|---------------------------|-----|-------|-----|------|
| Carlos Ruiz | 82 | 256 | 149 | 58.2 |
| Eduardo Hurtado | 50 | 160 | 92 | 57.5 |
| Cobi Jones | 306 | 458 | 247 | 53.9 |
| Landon Donovan | 247 | 513 | 264 | 51.5 |
| Mauricio Cienfuegos | 206 | 285 | 141 | 49.5 |
| Sasha Victorine | 121 | 157 | 75 | 47.8 |
| Edson Buddle | 106 | 271 | 123 | 45.4 |
| Robbie Keane | 84 | 286 | 129 | 45.1 |
| Alan Gordon | 113 | 179 | 77 | 43.0 |
| Simon Elliott | 122 | 204 | 75 | 36.8 |
| Minimum: 75 shots on goal | | | | |

GAMES PLAYED IN GOAL

| PLAYER | GP |
|------------------|-----|
| Kevin Hartman | 243 |
| Donovan Ricketts | 70 |
| Josh Saunders | 56 |
| Jorge Campos | 43 |
| Matt Reis | 39 |
| Jaime Penedo | 38 |
| Joe Cannon | 29 |
| Steve Cronin | 28 |
| David Kramer | 24 |
| Carlo Cudicini | 21 |

GAMES STARTED IN GOAL

| PLAYER | GS |
|------------------|-----|
| Kevin Hartman | 238 |
| Donovan Ricketts | 70 |
| Josh Saunders | 53 |
| Jorge Campos | 43 |
| Jaime Penedo | 38 |
| Matt Reis | 35 |
| Joe Cannon | 29 |
| Steve Cronin | 28 |
| Carlo Cudicini | 21 |
| David Kramer | 17 |

MINUTES PLAYED IN GOAL

| PLAYER | MIN |
|------------------|-------|
| Kevin Hartman | 21735 |
| Donovan Ricketts | 6168 |
| Josh Saunders | 4855 |
| Jorge Campos | 3612 |
| Jaime Penedo | 3420 |
| Matt Reis | 3239 |
| Joe Cannon | 2610 |
| Steve Cronin | 2475 |
| Carlo Cudicini | 1890 |
| David Kramer | 1665 |

GOALS AGAINST AVG.

| PLAYER | GP | MIN | SHTS | SVS | GA | GAA | WL-T | SHO |
|------------------|-----|-------|------|-----|-----|------|-----------|-----|
| Donovan Ricketts | 70 | 6168 | 265 | 202 | 63 | 0.92 | 35-15-18 | 27 |
| Kevin Hartman | 243 | 21735 | 1189 | 903 | 286 | 1.18 | 116-85-39 | 62 |
| Josh Saunders | 56 | 4855 | 220 | 156 | 64 | 1.19 | 31-12-11 | 20 |

Minimum: 4500 minutes played

WINNING PCT.

| PLAYER | GP | WON | LOST | TIED | PCT |
|------------------|-----|-----|------|------|------|
| Josh Saunders | 56 | 31 | 12 | 11 | .676 |
| Jorge Campos | 43 | 25 | 13 | 0 | .658 |
| Donovan Ricketts | 70 | 35 | 15 | 18 | .647 |
| Kevin Hartman | 243 | 116 | 85 | 39 | .565 |

Minimum: 20 wins

WINS

| PLAYER | GP | WON |
|------------------|-----|-----|
| Kevin Hartman | 243 | 116 |
| Donovan Ricketts | 70 | 35 |
| Josh Saunders | 56 | 31 |
| Jorge Campos | 43 | 25 |
| Jaime Penedo | 38 | 19 |
| Matt Reis | 39 | 17 |
| Joe Cannon | 29 | 9 |
| Carlo Cudicini | 21 | 9 |
| David Kramer | 24 | 8 |
| Steve Cronin | 28 | 7 |

LOSSES

| PLAYER | GP | LOST |
|------------------|-----|------|
| Kevin Hartman | 243 | 85 |
| Donovan Ricketts | 70 | 15 |
| Jorge Campos | 43 | 13 |
| Joe Cannon | 29 | 13 |
| Steve Cronin | 28 | 13 |
| David Kramer | 24 | 12 |
| Josh Saunders | 56 | 12 |
| Matt Reis | 39 | 10 |
| Carlo Cudicini | 21 | 8 |
| Jaime Penedo | 38 | 8 |

SAVES

| PLAYER | GP | SVS |
|------------------|-----|-----|
| Kevin Hartman | 243 | 903 |
| Donovan Ricketts | 70 | 202 |
| Jorge Campos | 43 | 162 |
| Josh Saunders | 56 | 156 |
| Matt Reis | 39 | 125 |
| Joe Cannon | 29 | 119 |
| Steve Cronin | 28 | 112 |
| Jaime Penedo | 38 | 105 |
| David Kramer | 24 | 91 |
| Carlo Cudicini | 21 | 39 |

SHUTOUTS

| PLAYER | GP | SHO |
|------------------|-----|-----|
| Kevin Hartman | 243 | 62 |
| Donovan Ricketts | 70 | 27 |
| Josh Saunders | 56 | 20 |
| Jaime Penedo | 38 | 12 |
| Matt Reis | 39 | 9 |
| Jorge Campos | 43 | 8 |
| Carlo Cudicini | 21 | 7 |
| Joe Cannon | 29 | 5 |
| David Kramer | 24 | 3 |
| Brian Rowe | 7 | 3 |

SAVES PERCENTAGE

| PLAYER | GP | SAVES | SOG | PCT |
|------------------|-----|-------|------|------|
| Donovan Ricketts | 70 | 202 | 270 | 74.8 |
| Kevin Hartman | 243 | 903 | 1226 | 73.7 |

Minimum: 175 saves

LA GALAXY INDIVIDUAL YEAR-BY-YEAR LEADERS (1996-2014)



sponsored by HERBALIFE.

GAMES PLAYED

| YEAR | PLAYER | GP |
|------|---------------------|----|
| 2014 | Juninho | 34 |
| | Baggio Husidic | 34 |
| 2013 | Sean Franklin | 33 |
| | Marcelo Sarvas | 33 |
| 2012 | Sean Franklin | 34 |
| 2011 | Todd Dunivant | 32 |
| 2010 | Donovan Ricketts | 29 |
| 2009 | Omar Gonzalez | 30 |
| 2008 | Chris Klein | 30 |
| 2007 | Joe Cannon | 29 |
| 2006 | Herculez Gomez | 30 |
| 2005 | Todd Dunivant | 32 |
| 2004 | Kevin Hartman | 30 |
| 2003 | Kevin Hartman | 30 |
| 2002 | Simon Elliott | 26 |
| | Alexi Lalas | 26 |
| | Carlos Ruiz | 26 |
| 2001 | Peter Vagenas | 26 |
| 2000 | Paul Caligiuri | 28 |
| | Mauricio Cienfuegos | 28 |
| | Simon Elliott | 28 |
| 1999 | Kevin Hartman | 32 |
| 1998 | Martin Machon | 31 |
| | Welton | 31 |
| | Greg Vanney | 31 |
| 1997 | Dan Calichman | 32 |
| 1996 | Jorge Salcedo | 29 |
| | Greg Vanney | 29 |

GAMES STARTED

| YEAR | PLAYER | GS |
|------|---------------------|----|
| 2014 | Juninho | 31 |
| 2013 | Marcelo Sarvas | 33 |
| 2012 | Sean Franklin | 33 |
| 2011 | Todd Dunivant | 32 |
| 2010 | Donovan Ricketts | 29 |
| 2009 | Omar Gonzalez | 30 |
| 2008 | Chris Klein | 30 |
| 2007 | Joe Cannon | 29 |
| 2006 | Ugo Ihemelu | 29 |
| 2005 | Todd Dunivant | 32 |
| 2004 | Kevin Hartman | 30 |
| 2003 | Kevin Hartman | 30 |
| 2002 | Simon Elliott | 26 |
| | Alexi Lalas | 26 |
| | Carlos Ruiz | 26 |
| 2001 | Mauricio Cienfuegos | 25 |
| | Peter Vagenas | 25 |
| 2000 | Mauricio Cienfuegos | 28 |
| 1999 | Kevin Hartman | 32 |
| 1998 | Mauricio Cienfuegos | 30 |
| 1997 | Dan Calichman | 32 |
| 1996 | Dan Calichman | 28 |

MINUTES PLAYED

| YEAR | PLAYER | MIN |
|------|---------------------|------|
| 2014 | Juninho | 2758 |
| 2013 | Marcelo Sarvas | 2897 |
| 2012 | Sean Franklin | 2937 |
| 2011 | Todd Dunivant | 2880 |
| 2010 | Donovan Ricketts | 2610 |
| 2009 | Omar Gonzalez | 2672 |
| 2008 | Chris Klein | 2685 |
| 2007 | Joe Cannon | 2610 |
| 2006 | Ugo Ihemelu | 2610 |
| 2005 | Todd Dunivant | 2880 |
| 2004 | Kevin Hartman | 2655 |
| 2003 | Kevin Hartman | 2796 |
| 2002 | Carlos Ruiz | 2376 |
| 2001 | Mauricio Cienfuegos | 2229 |
| 2000 | Mauricio Cienfuegos | 2612 |
| 1999 | Kevin Hartman | 2870 |
| 1998 | Mauricio Cienfuegos | 2640 |
| 1997 | Dan Calichman | 2848 |
| 1996 | Mark Semioli | 2475 |

GOALS

| YEAR | PLAYER | GP | GOALS |
|------|-------------------|----|-------|
| 2014 | Robbie Keane | 29 | 19 |
| 2013 | Robbie Keane | 23 | 16 |
| 2012 | Robbie Keane | 28 | 16 |
| 2011 | Landon Donovan | 23 | 12 |
| 2010 | Edson Buddle | 25 | 17 |
| 2009 | Landon Donovan | 25 | 12 |
| 2008 | Landon Donovan | 25 | 20 |
| 2007 | Landon Donovan | 25 | 8 |
| 2006 | Landon Donovan | 24 | 12 |
| 2005 | Landon Donovan | 22 | 12 |
| 2004 | Carlos Ruiz | 20 | 11 |
| 2003 | Carlos Ruiz | 26 | 15 |
| 2002 | Carlos Ruiz | 26 | 24 |
| 2001 | Luis Hernandez | 14 | 8 |
| 2000 | Cobi Jones | 25 | 7 |
| 1999 | Carlos Hermosillo | 16 | 8 |
| | Cobi Jones | 28 | 8 |
| 1998 | Cobi Jones | 24 | 19 |
| 1997 | Welton | 29 | 11 |
| 1996 | Eduardo Hurtado | 26 | 21 |

ASSISTS

| YEAR | PLAYER | GP | ASTS |
|------|---------------------|----|------|
| 2014 | Landon Donovan | 31 | 19 |
| 2013 | Robbie Keane | 23 | 11 |
| 2012 | Landon Donovan | 26 | 14 |
| 2011 | David Beckham | 26 | 15 |
| 2010 | Landon Donovan | 24 | 16 |
| 2009 | Landon Donovan | 25 | 6 |
| | Mike Magee | 23 | 6 |
| 2008 | David Beckham | 25 | 10 |
| 2007 | Landon Donovan | 25 | 13 |
| 2006 | Landon Donovan | 24 | 8 |
| 2005 | Landon Donovan | 22 | 10 |
| 2004 | Andreas Herzog | 27 | 7 |
| 2003 | Cobi Jones | 28 | 8 |
| 2002 | Cobi Jones | 19 | 13 |
| 2001 | Simon Elliott | 21 | 11 |
| 2000 | Mauricio Cienfuegos | 28 | 7 |
| 1999 | Mauricio Cienfuegos | 30 | 17 |
| 1998 | Mauricio Cienfuegos | 30 | 16 |
| 1997 | Mauricio Cienfuegos | 22 | 12 |
| 1996 | Mauricio Cienfuegos | 28 | 11 |

SHOTS

| YEAR | PLAYER | GP | SHOTS |
|------|-------------------|----|-------|
| 2014 | Robbie Keane | 29 | 122 |
| 2013 | Gyasi Zardes | 27 | 78 |
| 2012 | Robbie Keane | 28 | 94 |
| 2011 | Chad Barrett | 27 | 49 |
| 2010 | Edson Buddle | 25 | 96 |
| 2009 | Landon Donovan | 25 | 56 |
| 2008 | Edson Buddle | 27 | 74 |
| 2007 | Landon Donovan | 25 | 44 |
| 2006 | Herculez Gomez | 30 | 55 |
| 2005 | Guillermo Ramirez | 24 | 62 |
| 2004 | Andreas Herzog | 27 | 68 |
| 2003 | Carlos Ruiz | 26 | 84 |
| 2002 | Carlos Ruiz | 26 | 100 |
| 2001 | Simon Elliott | 21 | 48 |
| 2000 | Luis Hernandez | 16 | 64 |
| 1999 | Clint Mathis | 27 | 63 |
| 1998 | Cobi Jones | 24 | 63 |
| | Welton | 31 | 63 |
| 1997 | Harut Karapetyan | 30 | 75 |
| 1996 | Eduardo Hurtado | 26 | 87 |

SHOTS ON GOAL

| YEAR | PLAYER | GP | SOG |
|------|------------------|----|-----|
| 2014 | Robbie Keane | 29 | 54 |
| 2013 | Robbie Keane | 23 | 29 |
| 2012 | Robbie Keane | 28 | 43 |
| 2011 | Landon Donovan | 23 | 23 |
| 2010 | Edson Buddle | 25 | 43 |
| 2009 | Landon Donovan | 25 | 29 |
| 2008 | Landon Donovan | 25 | 40 |
| 2007 | Landon Donovan | 25 | 20 |
| 2006 | Landon Donovan | 24 | 28 |
| 2005 | Landon Donovan | 22 | 32 |
| 2004 | Carlos Ruiz | 20 | 36 |
| 2003 | Carlos Ruiz | 26 | 51 |
| 2002 | Carlos Ruiz | 26 | 56 |
| 2001 | Luis Hernandez | 14 | 29 |
| 2000 | Luis Hernandez | 16 | 24 |
| | Cobi Jones | 25 | 24 |
| 1999 | Cobi Jones | 28 | 32 |
| 1998 | Cobi Jones | 24 | 41 |
| 1997 | Cobi Jones | 26 | 35 |
| | Harut Karapetyan | 30 | 35 |
| 1996 | Eduardo Hurtado | 26 | 56 |

FOULS COMMITTED

| YEAR | PLAYER | GP | FC |
|------|------------------|----|----|
| 2014 | Marcelo Sarvas | 28 | 57 |
| 2013 | Marcelo Sarvas | 33 | 80 |
| 2012 | Marcelo Sarvas | 27 | 57 |
| 2011 | Landon Donovan | 23 | 36 |
| 2010 | Edson Buddle | 25 | 43 |
| 2009 | Gregg Berhalter | 26 | 41 |
| 2008 | Alan Gordon | 26 | 38 |
| 2007 | Kyle Martino | 26 | 36 |
| 2006 | Ugo Ihemelu | 29 | 64 |
| 2005 | Tyrone Marshall | 25 | 45 |
| 2004 | Marcelo Saragosa | 26 | 62 |
| 2003 | Carlos Ruiz | 26 | 76 |
| 2002 | Carlos Ruiz | 26 | 71 |
| 2001 | Danny Califf | 24 | 58 |
| 2000 | Ezra Hendrickson | 22 | 40 |
| | Greg Vanney | 27 | 40 |
| 1999 | Danny Pena | 27 | 55 |
| 1998 | Welton | 31 | 45 |
| 1997 | Chris Armas | 28 | 57 |
| 1996 | Eduardo Hurtado | 26 | 48 |



sponsored by HERBALIFE.

FOULS SUFFERED

| YEAR | PLAYER | GP | FS |
|------|---------------------|----|----|
| 2014 | Marcelo Sarvas | 28 | 43 |
| 2013 | Marcelo Sarvas | 33 | 62 |
| 2012 | Marcelo Sarvas | 27 | 49 |
| 2011 | David Beckham | 26 | 47 |
| 2010 | Landon Donovan | 24 | 32 |
| 2009 | Landon Donovan | 25 | 38 |
| 2008 | Landon Donovan | 25 | 39 |
| 2007 | Kyle Martino | 26 | 43 |
| 2006 | Ugo Ihemelu | 29 | 52 |
| 2005 | Herculez Gomez | 22 | 53 |
| 2004 | Marcelo Saragosa | 26 | 60 |
| 2003 | Carlos Ruiz | 26 | 87 |
| 2002 | Carlos Ruiz | 26 | 71 |
| 2001 | Cobi Jones | 22 | 58 |
| 2000 | Cobi Jones | 25 | 67 |
| 1999 | Cobi Jones | 28 | 80 |
| 1998 | Mauricio Cienfuegos | 30 | 54 |
| 1997 | Cobi Jones | 26 | 74 |
| 1996 | Cobi Jones | 28 | 76 |

CAUTIONS (YELLOW)

| YEAR | PLAYER | GP | CAUT |
|------|-----------------|----|------|
| 2014 | Landon Donovan | 31 | 7 |
| | Dan Gargan | 29 | 7 |
| 2013 | Marcelo Sarvas | 33 | 9 |
| 2012 | David Beckham | 24 | 7 |
| 2011 | David Beckham | 26 | 10 |
| 2010 | Omar Gonzalez | 28 | 8 |
| 2009 | Omar Gonzalez | 30 | 5 |
| | Alan Gordon | 22 | 5 |
| 2008 | David Beckham | 25 | 6 |
| 2007 | Kevin Harmse | 17 | 6 |
| | Kyle Martino | 26 | 6 |
| 2006 | Ugo Ihemelu | 29 | 8 |
| 2005 | Chris Albright | 22 | 7 |
| | Tyrone Marshall | 25 | 7 |
| | Paulo Nagamura | 25 | 7 |
| 2004 | Ryan Suarez | 26 | 8 |
| 2003 | Carlos Ruiz | 26 | 7 |
| 2002 | Carlos Ruiz | 26 | 9 |
| 2001 | Danny Califf | 24 | 9 |
| 2000 | Danny Califf | 18 | 6 |
| | Cobi Jones | 25 | 6 |
| | Greg Vanney | 27 | 6 |
| 1999 | Danny Pena | 27 | 10 |
| 1998 | Danny Pena | 25 | 6 |
| 1997 | Dan Calichman | 32 | 7 |
| | Danny Pena | 27 | 7 |
| 1996 | Dan Calichman | 28 | 7 |

EJECTIONS (RED CARDS)

| YEAR | PLAYER | GP | EJECT |
|------|---------------------|----|-------|
| 2014 | Dan Gargan | 29 | 1 |
| | Omar Gonzalez | 22 | 1 |
| 2013 | Leonardo | 14 | 1 |
| 2012 | Hector Jimenez | 15 | 1 |
| | David Junior Lopes | 17 | 1 |
| 2011 | 4 players tied with | 1 | |
| 2010 | Eddie Lewis | 13 | 1 |
| 2009 | Gregg Berhalter | 26 | 2 |
| | Eddie Lewis | 27 | 2 |
| 2008 | Alvaro Pires | 19 | 1 |
| | Alan Gordon | 26 | 1 |
| | Abel Xavier | 10 | 1 |
| 2007 | Kyle Martino | 26 | 2 |
| 2005 | Ugo Ihemelu | 25 | 1 |
| | Tyrone Marshall | 25 | 1 |
| 2004 | Chris Albright | 24 | 1 |
| 2003 | Mauricio Cienfuegos | 20 | 1 |
| | Ezra Hendrickson | 12 | 1 |
| | Carlos Ruiz | 26 | 1 |
| 2002 | 5 players tied with | 1 | |
| 2000 | Ezra Hendrickson | 22 | 3 |
| 1999 | Paul Caligiuri | 27 | 1 |
| | Clint Mathis | 27 | 1 |
| 1998 | Robin Fraser | 29 | 2 |
| | Danny Pena | 25 | 2 |
| 1997 | 5 players tied with | 1 | |

CORNER KICKS

| YEAR | PLAYER | GP | CK |
|------|------------------|----|-----|
| 2014 | Landon Donovan | 31 | 95 |
| 2013 | Landon Donovan | 22 | 108 |
| 2012 | David Beckham | 24 | 119 |
| 2011 | David Beckham | 26 | 117 |
| 2010 | Landon Donovan | 24 | 88 |
| 2009 | Landon Donovan | 25 | 46 |
| 2008 | David Beckham | 25 | 69 |
| 2007 | Landon Donovan | 25 | 80 |
| 2006 | Landon Donovan | 24 | 97 |
| 2005 | Landon Donovan | 22 | 83 |
| 2004 | Andreas Herzog | 27 | 97 |
| 2003 | Cobi Jones | 28 | 129 |
| 2002 | Simon Elliott | 26 | 82 |
| 2001 | Cobi Jones | 22 | 64 |
| 2000 | Greg Vanney | 27 | 80 |
| 1999 | Greg Vanney | 31 | 109 |
| 1998 | Cobi Jones | 24 | 59 |
| 1997 | Harut Karapetyan | 30 | 52 |
| 1996 | Cobi Jones | 28 | 82 |

OFFSIDES

| YEAR | PLAYER | GP | OFF |
|------|------------------|----|-----|
| 2014 | Robbie Keane | 29 | 22 |
| 2013 | Robbie Keane | 23 | 17 |
| 2012 | Robbie Keane | 28 | 27 |
| 2011 | Juan Pablo Angel | 22 | 24 |
| 2010 | Edson Buddle | 25 | 27 |
| 2009 | Alan Gordon | 22 | 12 |
| 2008 | Edson Buddle | 27 | 30 |
| 2007 | Carlos Pavon | 18 | 24 |
| 2006 | Herculez Gomez | 30 | 20 |
| 2005 | Herculez Gomez | 22 | 19 |
| 2004 | Carlos Ruiz | 20 | 25 |
| 2003 | Carlos Ruiz | 26 | 46 |
| 2002 | Carlos Ruiz | 26 | 38 |
| 2001 | Luis Hernandez | 14 | 23 |
| 2000 | Luis Hernandez | 16 | 27 |
| 1999 | Cobi Jones | 28 | 32 |
| 1998 | Welton | 31 | 33 |
| 1997 | Eduardo Hurtado | 22 | 33 |
| 1996 | Eduardo Hurtado | 26 | 25 |

GAME-WINNING GOALS

| YEAR | PLAYER | GP | GWG |
|------|---------------------|----|-----|
| 2014 | Gyasi Zardes | 32 | 6 |
| 2013 | Robbie Keane | 23 | 3 |
| | Mike Magee | 10 | 3 |
| 2012 | Robbie Keane | 28 | 6 |
| 2011 | Chad Barrett | 27 | 4 |
| | Landon Donovan | 23 | 4 |
| 2010 | Edson Buddle | 25 | 7 |
| 2009 | Landon Donovan | 25 | 3 |
| 2008 | Edson Buddle | 27 | 3 |
| 2007 | Edson Buddle | 16 | 2 |
| | Gavin Gllinton | 19 | 2 |
| 2006 | Landon Donovan | 24 | 5 |
| 2005 | Landon Donovan | 22 | 7 |
| 2004 | Jovan Kirovski | 24 | 4 |
| 2003 | Carlos Ruiz | 26 | 5 |
| 2002 | Carlos Ruiz | 26 | 9 |
| 2001 | Ezra Hendrickson | 23 | 5 |
| 2000 | Greg Vanney | 27 | 4 |
| 1999 | Ezra Hendrickson | 26 | 3 |
| | Cobi Jones | 28 | 3 |
| 1998 | Mauricio Cienfuegos | 30 | 5 |
| 1997 | Cobi Jones | 26 | 3 |
| 1996 | Eduardo Hurtado | 26 | 6 |

GAME-WINNING ASSISTS

| YEAR | PLAYER | GP | GWA |
|------|---------------------|----|-----|
| 2014 | Robbie Keane | 29 | 6 |
| 2013 | Landon Donovan | 22 | 5 |
| 2012 | Landon Donovan | 26 | 5 |
| | Robbie Keane | 28 | 5 |
| 2011 | David Beckham | 26 | 7 |
| 2010 | Landon Donovan | 24 | 5 |
| 2009 | 4 players tied with | 2 | |
| 2008 | Landon Donovan | 25 | 3 |
| 2007 | Landon Donovan | 25 | 3 |
| | Cobi Jones | 25 | 3 |
| 2006 | Landon Donovan | 24 | 3 |
| 2005 | Cobi Jones | 31 | 5 |
| 2004 | Ned Grabavoy | 15 | 2 |
| | Sasha Victorine | 26 | 2 |
| 2003 | Hong Myung-Bo | 25 | 2 |
| 2002 | Simon Elliott | 26 | 5 |
| 2001 | Cobi Jones | 22 | 4 |
| 2000 | Luis Hernandez | 16 | 3 |
| 1999 | Mauricio Cienfuegos | 30 | 8 |
| 1998 | Ezra Hendrickson | 27 | 5 |
| 1997 | Mauricio Cienfuegos | 22 | 7 |
| 1996 | Mauricio Cienfuegos | 28 | 2 |
| | Cobi Jones | 28 | 2 |
| | Jose Vasquez | 14 | 2 |

PENALTY-KICK GOALS

| YEAR | PLAYER | GP | PKG |
|------|---------------------|----|-----|
| 2014 | Landon Donovan | 31 | 3 |
| 2013 | Robbie Keane | 23 | 5 |
| 2012 | Landon Donovan | 26 | 2 |
| 2011 | Landon Donovan | 23 | 4 |
| 2010 | Landon Donovan | 24 | 3 |
| 2009 | Landon Donovan | 25 | 3 |
| 2008 | Landon Donovan | 25 | 4 |
| 2007 | Landon Donovan | 25 | 5 |
| 2006 | Landon Donovan | 24 | 1 |
| 2005 | Landon Donovan | 22 | 4 |
| 2004 | Carlos Ruiz | 20 | 2 |
| 2003 | Carlos Ruiz | 26 | 7 |
| 2002 | Carlos Ruiz | 26 | 3 |
| 2001 | Greg Vanney | 22 | 4 |
| 2000 | Greg Vanney | 27 | 5 |
| 1999 | Greg Vanney | 31 | 1 |
| 1998 | Mauricio Cienfuegos | 30 | 4 |
| 1997 | Mauricio Cienfuegos | 22 | 4 |
| 1996 | Mauricio Cienfuegos | 28 | 2 |
| | Eduardo Hurtado | 26 | 2 |



sponsored by HERBALIFE

GOALS PER GAME

| YEAR | PLAYER | GP | GOALS | AVG |
|----------|-------------------|----|-------|------|
| 2014 | Robbie Keane | 29 | 19 | 0.66 |
| 2013 | Robbie Keane | 23 | 16 | 0.70 |
| 2012 | Robbie Keane | 28 | 16 | 0.57 |
| 2011 | Landon Donovan | 23 | 12 | 0.52 |
| 2010 | Edson Buddle | 25 | 17 | 0.68 |
| 2009 | Landon Donovan | 25 | 12 | 0.48 |
| 2008 | Landon Donovan | 25 | 20 | 0.80 |
| 2007 | Landon Donovan | 25 | 8 | 0.32 |
| 2006 | Landon Donovan | 24 | 12 | 0.50 |
| 2005 | Landon Donovan | 22 | 12 | 0.55 |
| 2004 | Carlos Ruiz | 20 | 11 | 0.55 |
| 2003 | Carlos Ruiz | 26 | 15 | 0.58 |
| 2002 | Carlos Ruiz | 26 | 24 | 0.92 |
| 2001 | Luis Hernandez | 14 | 8 | 0.57 |
| 2000 | Cobi Jones | 25 | 7 | 0.28 |
| 1999 | Carlos Hermosillo | 16 | 8 | 0.50 |
| 1998 | Cobi Jones | 24 | 19 | 0.79 |
| 1997 | Welton | 29 | 11 | 0.38 |
| 1996 | Eduardo Hurtado | 26 | 21 | 0.81 |
| Minimum: | | 5 | goals | |

ASSISTS PER GAME

| YEAR | PLAYER | GP | ASTS | AVG |
|----------|---------------------|----|---------|------|
| 2014 | Landon Donovan | 31 | 19 | 0.61 |
| 2013 | Robbie Keane | 23 | 11 | 0.48 |
| 2012 | Landon Donovan | 26 | 14 | 0.54 |
| 2011 | David Beckham | 26 | 15 | 0.58 |
| 2010 | Landon Donovan | 24 | 16 | 0.67 |
| 2009 | Mike Magee | 23 | 6 | 0.26 |
| 2008 | David Beckham | 25 | 10 | 0.40 |
| 2007 | Landon Donovan | 25 | 13 | 0.52 |
| 2006 | Landon Donovan | 24 | 8 | 0.33 |
| 2005 | Landon Donovan | 22 | 10 | 0.45 |
| 2004 | Andreas Herzog | 27 | 7 | 0.26 |
| 2003 | Cobi Jones | 28 | 8 | 0.29 |
| 2002 | Cobi Jones | 19 | 13 | 0.68 |
| 2001 | Simon Elliott | 21 | 11 | 0.52 |
| 2000 | Luis Hernandez | 16 | 6 | 0.38 |
| 1999 | Mauricio Cienfuegos | 30 | 17 | 0.57 |
| 1998 | Carlos Hermosillo | 18 | 12 | 0.67 |
| 1997 | Mauricio Cienfuegos | 22 | 12 | 0.55 |
| 1996 | Mauricio Cienfuegos | 28 | 11 | 0.39 |
| Minimum: | | 5 | assists | |

SCORING PCT.

| YEAR | PLAYER | GP | SHOTS | GOALS | PCT |
|----------|---------------------|----|-------|-------|------|
| 2014 | Alan Gordon | 14 | 22 | 5 | 22.7 |
| 2013 | Landon Donovan | 22 | 38 | 10 | 26.3 |
| 2012 | David Beckham | 24 | 40 | 7 | 17.5 |
| 2011 | Landon Donovan | 23 | 42 | 12 | 28.6 |
| 2010 | Edson Buddle | 25 | 96 | 17 | 17.7 |
| 2009 | Landon Donovan | 25 | 56 | 12 | 21.4 |
| 2008 | Landon Donovan | 25 | 65 | 20 | 30.8 |
| 2007 | Landon Donovan | 25 | 44 | 8 | 18.2 |
| 2006 | Landon Donovan | 24 | 44 | 12 | 27.3 |
| 2005 | Landon Donovan | 22 | 49 | 12 | 24.5 |
| 2004 | Alejandro Moreno | 25 | 29 | 6 | 20.7 |
| 2003 | Alejandro Moreno | 24 | 19 | 6 | 31.6 |
| 2002 | Carlos Ruiz | 26 | 100 | 24 | 24.0 |
| 2001 | Greg Vanney | 22 | 21 | 6 | 28.6 |
| 2000 | Greg Vanney | 27 | 25 | 6 | 24.0 |
| 1999 | Carlos Hermosillo | 16 | 38 | 8 | 21.1 |
| 1998 | Mauricio Cienfuegos | 30 | 36 | 13 | 36.1 |
| 1997 | Welton | 29 | 44 | 11 | 25.0 |
| 1996 | Eduardo Hurtado | 26 | 87 | 21 | 24.1 |
| Minimum: | | 5 | goals | | |

SHOTS ON GOAL PCT.

| YEAR | PLAYER | GP | SHOTS | SOG | PCT |
|----------|---------------------|----|---------------|-----|------|
| 2014 | Robbie Keane | 29 | 122 | 54 | 44.3 |
| 2013 | Robbie Keane | 23 | 65 | 29 | 44.6 |
| 2012 | Robbie Keane | 28 | 94 | 43 | 45.7 |
| 2011 | Landon Donovan | 23 | 42 | 23 | 54.8 |
| 2010 | Landon Donovan | 24 | 44 | 20 | 45.5 |
| 2009 | Landon Donovan | 25 | 56 | 29 | 51.8 |
| 2008 | Landon Donovan | 25 | 65 | 40 | 61.5 |
| 2007 | Landon Donovan | 25 | 44 | 20 | 45.5 |
| 2006 | Landon Donovan | 24 | 44 | 28 | 63.6 |
| 2005 | Landon Donovan | 22 | 49 | 32 | 65.3 |
| 2004 | Carlos Ruiz | 20 | 63 | 36 | 57.1 |
| 2003 | Carlos Ruiz | 26 | 84 | 51 | 60.7 |
| 2002 | Cobi Jones | 19 | 31 | 21 | 67.7 |
| 2001 | Luis Hernandez | 14 | 45 | 29 | 64.4 |
| 2000 | Cobi Jones | 25 | 46 | 24 | 52.2 |
| 1999 | Carlos Hermosillo | 16 | 38 | 24 | 63.2 |
| 1998 | Mauricio Cienfuegos | 30 | 36 | 25 | 69.4 |
| 1997 | Cobi Jones | 26 | 53 | 35 | 66.0 |
| 1996 | Eduardo Hurtado | 26 | 87 | 56 | 64.4 |
| Minimum: | | 20 | shots on goal | | |

GAMES PLAYED IN GOAL

| YEAR | PLAYER | GP |
|------|------------------|----|
| 2014 | Jaime Penedo | 29 |
| 2013 | Carlo Cudicini | 21 |
| 2012 | Josh Saunders | 27 |
| 2011 | Josh Saunders | 19 |
| 2010 | Donovan Ricketts | 29 |
| 2009 | Donovan Ricketts | 26 |
| 2008 | Steve Cronin | 22 |
| 2007 | Joe Cannon | 29 |
| 2006 | Kevin Hartman | 28 |
| 2005 | Kevin Hartman | 31 |
| 2004 | Kevin Hartman | 30 |
| 2003 | Kevin Hartman | 30 |
| 2002 | Kevin Hartman | 18 |
| 2001 | Matt Reis | 16 |
| 2000 | Kevin Hartman | 26 |
| 1999 | Kevin Hartman | 32 |
| 1998 | Kevin Hartman | 29 |
| 1997 | Jorge Campos | 19 |
| 1996 | Jorge Campos | 24 |

GAMES STARTED IN GOAL

| YEAR | PLAYER | GS |
|------|------------------|----|
| 2014 | Jaime Penedo | 29 |
| 2013 | Carlo Cudicini | 21 |
| 2012 | Josh Saunders | 27 |
| 2011 | Josh Saunders | 18 |
| 2010 | Donovan Ricketts | 29 |
| 2009 | Donovan Ricketts | 26 |
| 2008 | Steve Cronin | 22 |
| 2007 | Joe Cannon | 29 |
| 2006 | Kevin Hartman | 28 |
| 2005 | Kevin Hartman | 31 |
| 2004 | Kevin Hartman | 30 |
| 2003 | Kevin Hartman | 30 |
| 2002 | Kevin Hartman | 18 |
| 2001 | Matt Reis | 15 |
| 2000 | Kevin Hartman | 26 |
| 1999 | Kevin Hartman | 32 |
| 1998 | Kevin Hartman | 28 |
| 1997 | Jorge Campos | 19 |
| 1996 | Jorge Campos | 24 |

MINUTES PLAYED IN GOAL

| YEAR | PLAYER | MIN |
|------|------------------|------|
| 2014 | Jaime Penedo | 2610 |
| 2013 | Carlo Cudicini | 1890 |
| 2012 | Josh Saunders | 2430 |
| 2011 | Josh Saunders | 1639 |
| 2010 | Donovan Ricketts | 2610 |
| 2009 | Donovan Ricketts | 2274 |
| 2008 | Steve Cronin | 1935 |
| 2007 | Joe Cannon | 2610 |
| 2006 | Kevin Hartman | 2520 |
| 2005 | Kevin Hartman | 2790 |
| 2004 | Kevin Hartman | 2655 |
| 2003 | Kevin Hartman | 2796 |
| 2002 | Kevin Hartman | 1648 |
| 2001 | Matt Reis | 1405 |
| 2000 | Kevin Hartman | 2422 |
| 1999 | Kevin Hartman | 2870 |
| 1998 | Kevin Hartman | 2544 |
| 1997 | Jorge Campos | 1587 |
| 1996 | Jorge Campos | 2025 |

GOALS AGAINST AVG.

| YEAR | PLAYER | GP | MIN | GA | GAA |
|------|------------------|----|------|----|------|
| 2014 | Jaime Penedo | 29 | 2610 | 33 | 1.14 |
| 2013 | Carlo Cudicini | 21 | 1890 | 27 | 1.29 |
| 2012 | Josh Saunders | 27 | 2430 | 36 | 1.33 |
| 2011 | Donovan Ricketts | 15 | 1284 | 11 | 0.77 |
| 2010 | Donovan Ricketts | 29 | 2610 | 26 | 0.90 |
| 2009 | Donovan Ricketts | 26 | 2274 | 26 | 1.03 |
| 2008 | Steve Cronin | 22 | 1935 | 44 | 2.05 |
| 2007 | Joe Cannon | 29 | 2610 | 46 | 1.59 |
| 2006 | Kevin Hartman | 28 | 2520 | 32 | 1.14 |
| 2005 | Kevin Hartman | 31 | 2790 | 43 | 1.39 |
| 2004 | Kevin Hartman | 30 | 2655 | 39 | 1.32 |
| 2003 | Kevin Hartman | 30 | 2796 | 35 | 1.13 |
| 2002 | Kevin Hartman | 18 | 1648 | 20 | 1.09 |
| 2001 | Kevin Hartman | 11 | 1007 | 14 | 1.25 |
| 2000 | Kevin Hartman | 26 | 2422 | 27 | 1.00 |
| 1999 | Kevin Hartman | 32 | 2870 | 29 | 0.91 |
| 1998 | Kevin Hartman | 29 | 2544 | 39 | 1.38 |
| 1997 | Jorge Campos | 19 | 1587 | 23 | 1.30 |
| 1996 | Jorge Campos | 24 | 2025 | 27 | 1.20 |

Minimum: 1000 minutes played



sponsored by HERBALIFE

WINNING PCT.

| YEAR | PLAYER | GP | WON | LOST | TIED | PCT |
|----------|------------------|--------|-----|------|------|------|
| 2014 | Jaime Penedo | 29 | 15 | 7 | 7 | .638 |
| 2013 | Carlo Cudicini | 21 | 9 | 8 | 4 | .524 |
| 2012 | Josh Saunders | 27 | 16 | 7 | 4 | .667 |
| 2011 | Josh Saunders | 19 | 12 | 2 | 4 | .778 |
| 2010 | Donovan Ricketts | 29 | 18 | 7 | 4 | .690 |
| 2009 | Donovan Ricketts | 26 | 10 | 5 | 10 | .600 |
| 2008 | Steve Cronin | 22 | 6 | 9 | 6 | .429 |
| 2007 | Joe Cannon | 29 | 9 | 13 | 7 | .431 |
| 2006 | Kevin Hartman | 28 | 10 | 12 | 6 | .464 |
| 2005 | Kevin Hartman | 31 | 13 | 13 | 5 | .500 |
| 2004 | Kevin Hartman | 30 | 11 | 8 | 10 | .552 |
| 2003 | Kevin Hartman | 30 | 9 | 12 | 9 | .450 |
| 2002 | Kevin Hartman | 18 | 11 | 6 | 1 | .639 |
| 2001 | Matt Reis | 16 | 8 | 3 | 4 | .667 |
| 2000 | Kevin Hartman | 26 | 12 | 7 | 7 | .596 |
| 1999 | Kevin Hartman | 32 | 20 | 12 | 0 | .625 |
| 1998 | Kevin Hartman | 29 | 22 | 7 | 0 | .759 |
| 1997 | Jorge Campos | 19 | 12 | 5 | 0 | .706 |
| 1996 | Jorge Campos | 24 | 13 | 8 | 0 | .619 |
| Minimum: | | 5 wins | | | | |

WINS

| YEAR | PLAYER | GP | WON |
|------|------------------|----|-----|
| 2014 | Jaime Penedo | 29 | 15 |
| 2013 | Carlo Cudicini | 21 | 9 |
| 2012 | Josh Saunders | 27 | 16 |
| 2011 | Josh Saunders | 19 | 12 |
| 2010 | Donovan Ricketts | 29 | 18 |
| 2009 | Donovan Ricketts | 26 | 10 |
| 2008 | Steve Cronin | 22 | 6 |
| 2007 | Joe Cannon | 29 | 9 |
| 2006 | Kevin Hartman | 28 | 10 |
| 2005 | Kevin Hartman | 31 | 13 |
| 2004 | Kevin Hartman | 30 | 11 |
| 2003 | Kevin Hartman | 30 | 9 |
| 2002 | Kevin Hartman | 18 | 11 |
| 2001 | Matt Reis | 16 | 8 |
| 2000 | Kevin Hartman | 26 | 12 |
| 1999 | Kevin Hartman | 32 | 20 |
| 1998 | Kevin Hartman | 29 | 22 |
| 1997 | Jorge Campos | 19 | 12 |
| 1996 | Jorge Campos | 24 | 13 |

LOSSES

| YEAR | PLAYER | GP | LOST |
|------|------------------|----|------|
| 2014 | Jaime Penedo | 29 | 7 |
| 2013 | Carlo Cudicini | 21 | 8 |
| 2012 | Josh Saunders | 27 | 7 |
| 2011 | Donovan Ricketts | 15 | 3 |
| 2010 | Donovan Ricketts | 29 | 7 |
| 2009 | Donovan Ricketts | 26 | 5 |
| 2008 | Steve Cronin | 22 | 9 |
| 2007 | Joe Cannon | 29 | 13 |
| 2006 | Kevin Hartman | 28 | 12 |

| | | | |
|------|---------------|----|----|
| 2005 | Kevin Hartman | 31 | 13 |
| 2004 | Kevin Hartman | 30 | 8 |
| 2003 | Kevin Hartman | 30 | 12 |
| 2002 | Kevin Hartman | 18 | 6 |
| 2001 | Kevin Hartman | 11 | 4 |
| 2000 | Kevin Hartman | 26 | 7 |
| 1999 | Kevin Hartman | 32 | 12 |
| 1998 | Kevin Hartman | 29 | 7 |
| 1997 | David Kramer | 9 | 7 |
| 1996 | Jorge Campos | 24 | 8 |

SAVES


| YEAR | PLAYER | GP | SVS |
|------|------------------|----|-----|
| 2014 | Jaime Penedo | 29 | 81 |
| 2013 | Carlo Cudicini | 21 | 39 |
| 2012 | Josh Saunders | 27 | 80 |
| 2011 | Josh Saunders | 19 | 55 |
| 2010 | Donovan Ricketts | 29 | 79 |
| 2009 | Donovan Ricketts | 26 | 82 |
| 2008 | Steve Cronin | 22 | 92 |
| 2007 | Joe Cannon | 29 | 119 |
| 2006 | Kevin Hartman | 28 | 88 |
| 2005 | Kevin Hartman | 31 | 94 |
| 2004 | Kevin Hartman | 30 | 117 |
| 2003 | Kevin Hartman | 30 | 149 |
| 2002 | Kevin Hartman | 18 | 83 |
| 2001 | Matt Reis | 16 | 52 |
| 2000 | Kevin Hartman | 26 | 91 |
| 1999 | Kevin Hartman | 32 | 118 |
| 1998 | Kevin Hartman | 29 | 103 |
| 1997 | Jorge Campos | 19 | 62 |
| 1996 | Jorge Campos | 24 | 100 |

SHUTOUTS

| YEAR | PLAYER | GP | SHO |
|------|------------------|----|-----|
| 2014 | Jaime Penedo | 29 | 8 |
| 2013 | Carlo Cudicini | 21 | 7 |
| 2012 | Josh Saunders | 27 | 9 |
| 2011 | Josh Saunders | 19 | 8 |
| 2010 | Donovan Ricketts | 29 | 11 |
| 2009 | Donovan Ricketts | 26 | 9 |
| 2008 | Steve Cronin | 22 | 2 |
| 2007 | Joe Cannon | 29 | 5 |
| 2006 | Kevin Hartman | 28 | 9 |
| 2005 | Kevin Hartman | 31 | 6 |
| 2004 | Kevin Hartman | 30 | 7 |
| 2003 | Kevin Hartman | 30 | 3 |
| 2002 | Kevin Hartman | 18 | 5 |
| 2001 | Matt Reis | 16 | 6 |
| 2000 | Kevin Hartman | 26 | 7 |
| 1999 | Kevin Hartman | 32 | 11 |
| 1998 | Kevin Hartman | 29 | 7 |
| 1997 | Jorge Campos | 19 | 4 |
| 1996 | Jorge Campos | 24 | 4 |

SAVES PERCENTAGE

| YEAR | PLAYER | GP | SAVES | SOG | PCT |
|----------|------------------|----------|-------|-----|------|
| 2014 | Jaime Penedo | 29 | 81 | 115 | 70.4 |
| 2012 | Josh Saunders | 27 | 80 | 118 | 67.8 |
| 2011 | Donovan Ricketts | 15 | 41 | 54 | 75.9 |
| 2010 | Donovan Ricketts | 29 | 79 | 104 | 76.0 |
| 2009 | Donovan Ricketts | 26 | 82 | 112 | 73.2 |
| 2008 | Steve Cronin | 22 | 92 | 141 | 65.2 |
| 2007 | Joe Cannon | 29 | 119 | 171 | 69.6 |
| 2006 | Kevin Hartman | 28 | 88 | 120 | 73.3 |
| 2005 | Kevin Hartman | 31 | 94 | 138 | 68.1 |
| 2004 | Kevin Hartman | 30 | 117 | 164 | 71.3 |
| 2003 | Kevin Hartman | 30 | 149 | 190 | 78.4 |
| 2002 | Kevin Hartman | 18 | 83 | 108 | 76.9 |
| 2001 | Kevin Hartman | 11 | 48 | 66 | 72.7 |
| 2000 | Kevin Hartman | 26 | 91 | 126 | 72.2 |
| 1999 | Kevin Hartman | 32 | 118 | 150 | 78.7 |
| 1998 | Kevin Hartman | 29 | 103 | 143 | 72.0 |
| 1997 | Jorge Campos | 19 | 62 | 88 | 70.5 |
| 1996 | Jorge Campos | 24 | 100 | 133 | 75.2 |
| Minimum: | | 40 saves | | | |





sponsored by HERBALIFE

REGULAR SEASON HISTORY

REGULAR SEASON

| vs. Team | OVERALL | | | | | | HOME GAMES | | | | | | ROAD GAMES | | | | | |
|----------------|---------|------------|--------|-------|-----|-----|------------|----------|--------|-----|-----|-----|------------|-----------|--------|-----|-----|-----|
| | GP | W-L-T | OT | ShO | GF | GA | GP | W-L-T | OT | ShO | GF | GA | GP | W-L-T | OT | ShO | GF | GA |
| Chicago | 39 | 19-15-5 | 1-0-1 | 0-1 | 51 | 45 | 19 | 10-6-3 | 1-0-1 | 0-1 | 27 | 20 | 20 | 9-9-2 | 0-0-0 | 0-0 | 24 | 25 |
| Colorado | 65 | 34-24-7 | 2-3-1 | 2-1 | 104 | 75 | 32 | 23-7-2 | 2-1-0 | 1-1 | 66 | 30 | 33 | 11-17-5 | 0-2-1 | 1-0 | 38 | 45 |
| Columbus | 39 | 14-16-9 | 0-0-3 | 0-3 | 49 | 54 | 21 | 10-7-4 | 0-0-0 | 0-2 | 29 | 24 | 18 | 4-9-5 | 0-0-3 | 0-1 | 20 | 30 |
| D.C. United | 41 | 19-13-9 | 2-1-0 | 0-1 | 67 | 52 | 20 | 10-5-5 | 2-0-0 | 0-1 | 31 | 19 | 21 | 9-8-4 | 0-1-0 | 0-0 | 36 | 33 |
| FC Dallas | 63 | 31-21-11 | 0-1-7 | 1-1 | 112 | 84 | 32 | 23-5-4 | 0-0-2 | 1-1 | 66 | 31 | 31 | 8-16-7 | 0-1-5 | 0-0 | 46 | 53 |
| Sporting KC | 53 | 23-19-11 | 3-1-3 | 0-2 | 81 | 63 | 26 | 15-5-6 | 1-0-3 | 0-1 | 46 | 25 | 27 | 8-14-5 | 2-1-0 | 0-1 | 35 | 38 |
| New England | 38 | 17-15-6 | 1-0-2 | 2-1 | 60 | 56 | 20 | 11-5-4 | 1-0-2 | 0-0 | 35 | 22 | 18 | 6-10-2 | 0-0-0 | 2-1 | 25 | 34 |
| New York | 40 | 16-18-6 | 0-0-2 | 1-1 | 57 | 56 | 19 | 9-6-4 | 0-0-1 | 0-0 | 30 | 22 | 21 | 7-12-2 | 0-0-1 | 1-1 | 27 | 34 |
| Miami | 8 | 5-2-1 | 0-0-1 | 0-1 | 23 | 14 | 4 | 2-2-0 | 0-0-0 | 0-1 | 8 | 4 | 4 | 3-0-1 | 0-0-1 | 0-0 | 15 | 10 |
| San Jose | 57 | 27-18-12 | 0-0-4 | 4-1 | 89 | 75 | 27 | 17-5-5 | 0-0-2 | 2-0 | 50 | 32 | 30 | 10-13-7 | 0-0-2 | 2-1 | 39 | 43 |
| Tampa Bay | 14 | 9-4-1 | 0-0-1 | 1-1 | 42 | 24 | 7 | 6-1-0 | 0-0-0 | 1-1 | 24 | 7 | 7 | 3-3-1 | 0-0-1 | 0-0 | 18 | 17 |
| Chivas USA | 31 | 20-4-7 | 0-0-0 | 0-0 | 55 | 22 | 16 | 10-2-4 | 0-0-0 | 0-0 | 32 | 13 | 15 | 10-2-3 | 0-0-0 | 0-0 | 23 | 9 |
| Real Salt Lake | 28 | 11-11-6 | 0-0-0 | 0-0 | 42 | 45 | 15 | 8-6-1 | 0-0-0 | 0-0 | 23 | 22 | 13 | 3-5-5 | 0-0-0 | 0-0 | 19 | 23 |
| Houston | 18 | 6-8-4 | 0-0-0 | 0-0 | 18 | 21 | 8 | 3-3-2 | 0-0-0 | 0-0 | 10 | 9 | 10 | 3-5-2 | 0-0-0 | 0-0 | 8 | 12 |
| Toronto FC | 13 | 5-2-6 | 0-0-0 | 0-0 | 19 | 13 | 7 | 4-1-2 | 0-0-0 | 0-0 | 15 | 8 | 6 | 1-1-4 | 0-0-0 | 0-0 | 4 | 5 |
| Seattle | 15 | 6-4-5 | 0-0-0 | 0-0 | 21 | 16 | 7 | 3-1-3 | 0-0-0 | 0-0 | 11 | 6 | 8 | 3-3-2 | 0-0-0 | 0-0 | 10 | 10 |
| Philadelphia | 7 | 5-1-1 | 0-0-0 | 0-0 | 15 | 6 | 4 | 3-1-0 | 0-0-0 | 0-0 | 9 | 4 | 3 | 2-0-1 | 0-0-0 | 0-0 | 6 | 2 |
| Portland | 11 | 5-3-3 | 0-0-0 | 0-0 | 19 | 14 | 6 | 4-0-2 | 0-0-0 | 0-0 | 12 | 4 | 5 | 1-3-1 | 0-0-0 | 0-0 | 7 | 10 |
| Vancouver | 11 | 8-1-2 | 0-0-0 | 0-0 | 23 | 8 | 6 | 6-0-0 | 0-0-0 | 0-0 | 13 | 1 | 5 | 2-1-2 | 0-0-0 | 0-0 | 10 | 7 |
| Montreal | 3 | 1-0-2 | 0-0-0 | 0-0 | 4 | 3 | 1 | 1-0-0 | 0-0-0 | 0-0 | 1 | 0 | 2 | 0-0-2 | 0-0-0 | 0-0 | 3 | 3 |
| TOTALS | 594 | 281-199-11 | 9-6-25 | 11-14 | 951 | 746 | 297 | 178-68-5 | 7-1-11 | 5-9 | 538 | 303 | 297 | 103-131-1 | 2-5-14 | 6-5 | 413 | 443 |

2014 GOALS SCORED TIMELINE

| | | | | | | | |
|--------|------|-------|-------|-------|-------|-------|----|
| Minute | 1-15 | 16-30 | 31-45 | 46-60 | 61-75 | 76-90 | OT |
| Goals | 7 | 12 | 13 | 2 | 14 | 11 | |

2014 GOALS ALLOWED TIMELINE

| | | | | | | | |
|--------|------|-------|-------|-------|-------|-------|----|
| Minute | 1-15 | 16-30 | 31-45 | 46-60 | 61-75 | 76-90 | OT |
| Goals | 3 | 8 | 4 | 3 | 11 | 8 | |





LAMAR HUNT U.S. OPEN CUP



Dating back to 1914, the Lamar Hunt U.S. Open Cup is the oldest soccer cup competition in the United States and among the oldest in the world. Open to affiliated amateur and professional teams in the United States, the annual U.S. Open Cup is a single-elimination tournament based upon similar competitions played across the world concurrent with domestic league competition.

The Galaxy have entered the competition every year since 1999, winning the Open Cup twice and reaching the final on two other occasions.

In their first-ever foray to the Open Cup in 1999, the Galaxy won its inaugural game in the tournament, defeating the San Diego Flash 3-2 on a late Clint Mathis goal before seeing their Cup run ended by the Columbus Crew in the quarterfinals.

The Galaxy would go one step further in the 2000 Open Cup, defeating Seattle, San Diego and San Jose before bowing out in the semifinals to Chicago.

In 2001, the Galaxy would claim their first Open Cup title, doing so in dramatic fashion. After comfortable second and third round wins over the Nashville Metros

and Seattle Sounders respectively, craziness ensued. A 1-1 draw after 120 minutes with San Jose saw the two sides' quarterfinal matchup go to penalties. There, the Galaxy outlasted the Earthquakes 10-9 as Kevin Hartman saved San Jose's 10th attempt after the two sides had converted 19 consecutive penalties, sending LA to the Semifinals for the second straight season and a rematch with the Chicago Fire. An Alexi Lalas extra time tally gave the Galaxy a 1-0 win over Chicago in the semifinals, booking LA a berth in their first-ever Open Cup Final.

Just days after losing on a heartbreaking Golden Goal in the 2001 MLS Cup, it again looked as if a championship would elude the Galaxy. Facing New England in the Final, the Revolution's Wolde Harris gave his team a 1-0 first half advantage. That lead would remain intact until the 70th minute when Ezra Hendrickson equalized, eventually sending the game to extra time. The Galaxy's third straight extra time encounter would end in similar fashion to the first two, as Danny Califf headed home a Cobi Jones corner kick to give the Galaxy the Open Cup for the first time ever.

One year later, wins over Minnesota, San Jose and Dallas put the defending Open Cup champions back in the Final where they would meet the Columbus Crew. The Open Cup Final was played just four days after LA had won its first MLS Cup Championship in New England, but there would not be a similar result this time as the Crew got a first half goal from Freddy Garcia and held on for a 1-0 win.

A year later, the Galaxy made it back to the semifinals with wins over the Fresno Fuego and Seattle Sounders, but dreams of a berth in the Final were ended by a wild 3-2 loss to the eventual champion Chicago Fire at Cardinal Stadium.

The Galaxy's appearance in 2004 was short-lived, bowing out in their first game of the tournament, a 1-0 Fourth Round loss to the Minnesota Thunder, for the first time ever.

The pain of the Galaxy's early exit in 2004 carried over to 2005 and the club showed a determination to get back to the Open Cup Final for a third time. Steve Sampson's team was able to do just that and won their second Open Cup championship, defeating FC Dallas 1-0 in the Open Cup Final at The Home Depot Center. Galaxy forward Herculez Gomez was the hero in the Final, driving home a spectacular first half scissor kick goal to give his team a 1-0 lead that goalkeeper Kevin Hartman would make stand up, giving LA the first piece in the eventual "Double". On their way to their second Open Cup title, the Galaxy exacted some revenge for their 2004 elimination, knocking off the Minnesota Thunder, 5-2 in the semifinals after edging San Jose, 2-1 in the quarterfinals and opening the tournament with a 5-2 victory over inter-city rival Chivas USA in the Fourth Round.

The Galaxy began their defense of the 2005 title by facing a USASA (adult amateur) team for the first time ever. Goals from Quavas Kirk and Alan Gordon saw the Galaxy end Roma FC's Cinderella run, winning 2-0 at The Home Depot Center to advance to the quarterfinals. There, the Galaxy continued its quest to become the first repeat winner of the tournament since 1982-83, with a 3-1 extra time win over Colorado. After falling behind early in the match, Quavas Kirk tied the game late in the first half.

The score stayed 1-1 until extra time where Landon Donovan provided the game-winner in the 93rd minute before putting the game away with a second goal five minutes from time. LA advanced to the Open Cup Final for the fourth time in five years, beating the Houston Dynamo 3-1 in the Semifinals. Landon Donovan and Alan Gordon each had

a goal and an assist in the match, giving the Galaxy a berth in the Open Cup Final for the fourth time in club history.

However, the Galaxy were unable to repeat as champions as they fell 3-1 to the Chicago Fire at TOYOTA Park. The Galaxy were trying to match the Fire's record for Open Cup titles by an MLS team with three, but Nate Jaqua and Andy Herron scored within six minutes of one another early on en route to the victory. Alan Gordon pulled a goal back for the Galaxy early in the second half to make a game of it. However, any thoughts of an LA comeback were ended in the 88th minute when Thiago assured a win, and the Open Cup, for the home side with a late goal.

As a result of not making the 2006 MLS Playoffs, the Galaxy had to win a pair of Play-In Games in 2007, defeating Columbus 1-0 on the road and edging New York 3-1 in extra time behind a sensational performance from goalkeeper Steve Cronin, to join seven other MLS clubs in the Third Round draw. There, the Galaxy were eliminated by USL Second Division side Richmond Kickers 1-0, marking just the second time in club history that the Galaxy had been knocked out of the Open Cup by a

non-MLS side.

The Galaxy were forced to attempt to qualify for the tournament via a Play-In Game again in both 2008 and 2009, but were defeated by Colorado on each occasion.

They returned to the tournament proper in the 2010, defeating AC St. Louis 2-0 at The Home Depot Center in the Third Round before losing a week later to Seattle in the Quarterfinals. That scenario was repeated in 2011 as the Galaxy beat the L.A. Blues 2-1 in the Third Round, only to lose to the Sounders once again on the road in the quarterfinals.

LA's run in the 2012 Open Cup was short-lived as they were knocked out of the competition in their first game, falling to the NASL's Carolina RailHawks in the Third Round.

The Galaxy will once again enter the Open Cup at the Third Round this season, where they will be joined by 15 other MLS teams.

The LA Galaxy fell to the Carolina Railhawks in the third round in 2013, and in the fifth in 2014 in Cary, North Carolina. Struggling to get the ball behind the net in both matches, the Galaxy would fall, giving the Railhawks a shutout in both matches.





sponsored by HERBALIFE

2014 OPEN CUP BOX SCORE

LA GALAXY 2 @ ARIZONA UNITED SC 1 (U.S. OPEN CUP)
JUNE 18, 2014 AT PEORIA SPORTS COMPLEX (PEORIA, AZ)
ATTENDANCE: 4,008

SCORING

LA – Gyasi Zardes (Rogers) 37', Gyasi Zardes (Ishizaki) 53'

AZ – Matt Kassel (Dacres) 37'

Lineup: Penedo; Gargan, Meyer, DeLaGarza, Rogers, Ishizaki,
Juninho, Husidic, Hoffman (Samuel 78'), Friend (Walker 69'), Zardes
(Sarvas 83')

Substitutes Not Used: Rowe, Opare, Sorto

| | SHT | SOG CK | | F | OFF | SV |
|----|-----|--------|---|----|-----|----|
| LA | 13 | 8 | 8 | 11 | 2 | 8 |
| AZ | 8 | 7 | 2 | 13 | 0 | 2 |

LA GALAXY 0 @ CAROLINA RAILHAWKS 1 (U.S. OPEN CUP)
JUNE 24, 2014 AT WAKEMED SOCCER PARK (CARY, NC)
ATTENDANCE: 3,000

SCORING

LA – None

CAR – Daniel Jackson 105'

Lineup: Penedo; DeLaGarza, Leonardo, Opare, Sarvas, Rogers,
Juninho, Ishizaki (Baggio 77'), Walker (Donovan 64'), Keane,
Zardes (Samuel 103')

Substitutes Not Used: Rowe, Meyer, Hoffman, Gargan

| | SHT | SOG CK | | F | OFF | SV |
|-----|-----|--------|----|----|-----|----|
| LA | 31 | 8 | 11 | 10 | 1 | 3 |
| CAR | 6 | 4 | 4 | 9 | 1 | 8 |

ALL-TIME OPEN CUP BOXES

2014

FOURTH ROUND – JUNE 18, 2014

LA GALAXY 2 – 1 ARIZONA UNITED SC

PEORIA SPORTS COMPLEX – PEORIA, ARIZ.

SCORING SUMMARY:

AZ – Matt Kassel 37' (Assisted by Kadeem Dacres)

LA – Gyasi Zardes 37' (Assisted by Robbie Rogers)

LA – Gyasi Zardes 53' (Assisted by Stefan Ishizaki)

Lineups Galaxy: Jaime Penedo; Dan Gargan, Tommy Meyer, AJ DeLaGarza, Robbie Rogers; Stefan Ishizaki, Juninho, Baggio Husidic; Chandler Hoffman (Samuel 78'), Rob Friend (Kenney Walker 69'), Gyasi Zardes (Marcelo Sarvas 83')

FIFTH ROUND – JUNE 24, 2014

LA GALAXY 0, CAROLINA RAILHAWKS 1

KOKA BOOTH STADIUM FIELD #2 – CARY, N.C.

SCORING SUMMARY:

CAR – Daniel Jackson 105' (Assisted by Nick Zimmerman)

Lineups Galaxy: Jaime Penedo; A.J. DeLaGarza, Kofi Opare, Leonardo, Robbie Rogers; Stefan Ishizaki (Baggio Husidic 77'), Kenney Walker (Landon Donovan 64'), Juninho, Marcelo Sarvas; Robbie Keane, Gyasi Zardes (Samuel 105')

2013

THIRD ROUND – MAY 29, 2013

LA GALAXY 0, CAROLINA RAILHAWKS 2

WAKEMED SOCCER PARK – CARY, N.C.

CAR: Austin Da Luz 59' Brian Shriver 61'

Galaxy Lineup: Brian Rowe; Hector Jimenez, Leonardo (Chandler Hoffman 78'), Tommy Meyer, Greg Cochrane; Michael Stephens, Rafael Garcia, Kenney Walker, Colin Clark (Robbie Rogers 62'); Jose Villarreal, Charlie Rugg (Gyasi Zardes 56')

2012

THIRD ROUND – MAY 29, 2012

LA GALAXY 1, CAROLINA RAILHAWKS (NASL) 2

WAKEMED SOCCER PARK

SCORING SUMMARY:

LA: Pat Noonan (Chad Barrett) 38'

CAR: Ty Shipalane (Zach Schilawski) 75', Brian Shriver (Ty Shipalane) 88'

Galaxy Lineup: Bill Gaudette; Tommy Meyer, David Junior Lopes, Leonardo, Bryan Gaul (Rafael Garcia 71'); Hector Jimenez (Bryan Jordan 43'), Marcelo Sarvas, Michael Stephens, Kyle Nakazawa; Pat Noonan, Chad Barrett (Mike Magee 64').

2011

THIRD ROUND – JUNE 28, 2011

LA GALAXY 2, LOS ANGELES BLUES (USL PRO) 1

TITAN STADIUM – FULLERTON, CALIF.

SCORING SUMMARY:

LA: Omar Gonzalez (Juninho) 75', Mike Magee (Omar Gonzalez) 81'

LAB: Cesar Rivera (Carlos Borja) 62'

Galaxy Lineup: Brian Perk; Sean Franklin, Omar Gonzalez, Gregg Berhalter, A.J. DeLaGarza; Jovan Kirovski (Juninho 64'), Michael Stephens, Bryan Jordan (Miguel Lopez 46'), Mike Magee; Paolo Cardozo, Chad Barrett (Adam Cristman 83').

QUARTERFINALS – JULY 13, 2011

LA GALAXY 1, SEATTLE SOUNDERS FC 3

STARFIRE SPORTS COMPLEX – TUKWILA, WASH.

SCORING SUMMARY:



sponsored by **HERBALIFE**

LA: Adam Cristman (Chris Birchall) 40'

SEA: Nate Jaqua (Pat Noonan) 4', Fredy Montero (Nate Jaqua) 25', Lamar Neagle (Alvaro Fernandez) 74'

Galaxy Lineup: Josh Saunders; Bryan Jordan, A.J. DeLaGarza, Gregg Berhalter, Todd Dunivant; Chris Birchall, Juninho (Jovan Kirovski 78'), Michael Stephens, Landon Donovan (Hector Jimenez 75'); Paolo Cardozo (Miguel Lopez 64'), Adam Cristman.

2010

THIRD ROUND – JUNE 29, 2010

LA GALAXY 2, AC ST. LOUIS (USSF SECOND DIVISION) 0

THE HOME DEPOT CENTER – CARSON, CALIF.

SCORING SUMMARY:

LA: Chris Klein (Tristan Bowen) 69', Juninho (Eddie Lewis) 80'

STL: None

Galaxy Lineup: Josh Saunders; Alex Cazumba, A.J. DeLaGarza, Leonardo, Bryan Jordan; Eddie Lewis, Jovan Kirovski, Clint Mathis (Chris Birchall 81'), Chris Klein; Alan Gordon, Tristan Bowen (Juninho 73').

QUARTERFINALS – JULY 7, 2010

LA GALAXY 0, SEATTLE SOUNDERS FC 2

STARFIRE SPORTS COMPLEX – TUKWILA, WASH.

SCORING SUMMARY:

LA: None

SEA: Nate Jaqua (Unassisted) 50', Nate Jaqua (Miguel Montano) 62'

Galaxy Lineup: Josh Saunders; Eddie Lewis, Leonardo, (Sean Franklin 71'), Omar Gonzalez, A.J. DeLaGarza; Alex Cazumba, Jovan Kirovski (Juninho 72'), Clint Mathis, Chris Klein (Dema Kovalenko 69'), Bryan Jordan; Alan Gordon.

2009

FIRST ROUND PLAY-IN GAME – APRIL 7, 2009

LA GALAXY 0, COLORADO RAPIDS 0 (AET)

(RAPIDS WIN 4-2 ON PENALTIES)

THE HOME DEPOT CENTER – CARSON, CALIF.

SCORING SUMMARY:

LA: None

COL: None

Galaxy Lineup: Josh Saunders; Omar Gonzalez (Josh Tudela 91'), Gregg Berhalter (Mike Magee 74'), Yohance Marshall, A.J. DeLaGarza; Stefani Miglioranza, Kyle Patterson (Chris Klein 61'), Jovan Kirovski, Sean Franklin; Bryan Jordan, Tristan Bowen (Alan Gordon 61').

2008

FIRST ROUND PLAY-IN GAME – MAY 27, 2008

LA GALAXY 0, COLORADO RAPIDS 1

THE HOME DEPOT CENTER – CARSON, CALIF.

SCORING SUMMARY:

LA: None

COL: Conor Casey (Terry Cooke) 82'

Galaxy Lineup: Steve Cronin; Ante Jazic, Abel Xavier, Sean Franklin, Chris Klein; Peter Vagenas, Brandon McDonald (Josh Tudela 72'), Ely Allen (Mike Randolph 46+); Edson Buddle, Alan Gordon, Carlos Ruiz (Israel Sesay 63').

2007

FIRST ROUND PLAY-IN GAME – APRIL 24, 2007

LA GALAXY 1, COLUMBUS CREW 0

COLUMBUS CREW STADIUM – COLUMBUS, OHIO

SCORING SUMMARY:

LA: Nate Jaqua (Landon Donovan) 17'

CLB: None

Galaxy Lineup: Steve Cronin; Mike Randolph, Ty Harden, Shavar Thomas, Ian Russell (Cobi Jones 72'); Kevin Harmse, Nathan Sturgis, Quavas Kirk (Chris Albright 63'), Kyle Martino (Robbie Findley 74'); Nate Jaqua, Landon Donovan.

SECOND ROUND PLAY-IN GAME – MAY 8, 2007

LA GALAXY 3, NEW YORK RED BULLS 1 (AET)

THE HOME DEPOT CENTER – CARSON, CALIF.

SCORING SUMMARY:

LA: Landon Donovan (Penalty Kick) 93', Kyle Martino (Santino Quaranta) 103', Santino Quaranta (Landon Donovan) 120'

NY: Juan Pablo Angel (Unassisted) 109'

Galaxy Lineup: Steve Cronin; Ante Jazic, Ty Harden, Nathan Sturgis, Chris Albright (Ian Russell 111'); Kevin Harmse, Peter Vagenas, Mike Randolph (Kyle Martino 60'), Cobi Jones; Robbie Findley (Santino Quaranta 91'), Nate Jaqua (Landon Donovan 64').

THIRD ROUND – JULY 10, 2007

LA GALAXY 0, RICHMOND KICKERS (USL SECOND DIVISION) 1

UNIVERSITY OF RICHMOND STADIUM – RICHMOND, VA.

SCORING SUMMARY:

LA: None

RICH: David Bulow (Unassisted) 28'

Galaxy Lineup: Steve Cronin; Ante Jazic, Ty Harden, Abel Xavier, Quavas Kirk (Peter Vagenas 46'); Mike Randolph (Troy Roberts 76'), Kelly Gray, Josh Tudela, Kyle Martino (Alan Gordon 46'); Gavin Glinton, Edson Buddle (Landon Donovan 46').

2006

FOURTH ROUND – AUGUST 1, 2006

LA GALAXY 2, FC ROMA (USASA) 0

THE HOME DEPOT CENTER TRACK & FIELD COMPLEX – CARSON, CALIF.

SCORING SUMMARY:

LA: Quavas Kirk (Peter Vagenas) 33', Alan Gordon (Unassisted) 69'

FC Roma: None

Galaxy Lineup: Kevin Hartman; Chris Albright (Michael Enfield 88'), Troy Roberts, Cobi Jones, Kyle Veris; Josh Gardner, Peter Vagenas, Kyle Martino (Paulo Nagamura 64'), Quavas Kirk; Herculez Gomez (John Wolyniec 72'), Alan Gordon.

QUARTERFINALS – AUGUST 23, 2006

LA GALAXY 3, COLORADO RAPIDS 1 (AET)

THE HOME DEPOT CENTER – CARSON, CALIF.

SCORING SUMMARY:

LA: Quavas Kirk (Nathan Sturgis) 45', Landon Donovan (Quavas Kirk) 93', Landon Donovan (Peter Vagenas) 115'

COL: Clint Mathis (Kyle Beckerman) 3'

Galaxy Lineup: Kevin Hartman; Chris Albright, Ugo Ihemelu, Troy Roberts, Ante Jazic; Quavas Kirk (Tyrone Marshall 110'), Nathan Sturgis, Peter Vagenas, Santino Quaranta (Cobi Jones 67'); Cornell Glen (Landon Donovan 37'), Herculez Gomez (Alan Gordon 77').

SEMIFINALS – SEPTEMBER 6, 2006

LA GALAXY 3, HOUSTON DYNAMO 1

THE HOME DEPOT CENTER – CARSON, CALIF.

SCORING SUMMARY:

LA: Alan Gordon (Landon Donovan) 6', Landon Donovan (Unassisted) 44', Santino Quaranta (Peter Vagenas) 93+

HOU: Dwayne DeRosario (Unassisted) 13'

Galaxy Lineup: Kevin Hartman; Chris Albright, Ugo Ihemelu, Tyrone Marshall, Ante Jazic (Kyle Veris 69'); Cobi Jones (Quavas Kirk 66'), Paulo Nagamura, Peter Vagenas, Santino Quaranta; Landon Donovan, Alan Gordon.

FINAL – SEPTEMBER 27, 2006

LA GALAXY 1, CHICAGO FIRE 3

TOYOTA PARK – BRIDGEVIEW, ILL.



sponsored by **HERBALIFE**

SCORING SUMMARY:

LA: Alan Gordon (Unassisted) 51'

CHI: Nate Jaqua (Andy Herron) 10', Andy Herron (Justin Mapp) 16', Thiago (Tony Sanneh) 88'

Galaxy Lineup: Kevin Hartman; Chris Albright, Ugo Ihemelu (Herculez Gomez 77'), Tyrone Marshall, Ante Jazic; Cobi Jones (Quavas Kirk 72'), Paulo Nagamura, Peter Vagenas, Santino Quaranta (Josh Gardner 88'); Alan Gordon, Landon Donovan.

2005

FOURTH ROUND – AUGUST 3, 2005

LA GALAXY 5, CHIVAS USA 2

THE HOME DEPOT CENTER – CARSON, CALIF.

SCORING SUMMARY:

LA: Cobi Jones (Unassisted) 16', Joseph Ngwenya (Unassisted) 36', Herculez Gomez (Unassisted) 45', Landon Donovan (Unassisted) 89', Chris Albright (Landon Donovan) 91+

CHV: Douglas Sequeira (Francisco Gomez) 4', Ramon Ramirez (Unassisted) 20'

Galaxy Lineup: Steve Cronin; Troy Roberts, Todd Dunivant, Ugo Ihemelu, Pablo Chinchilla, Paulo Nagamura, Guillermo Ramirez, Cobi Jones (Peter Vagenas 74'), Jovan Kirovski (Chris Albright 55'); Herculez Gomez (Landon Donovan 46'), Joseph Ngwenya (Alan Gordon 91+).

QUARTERFINALS – AUGUST 24, 2005

LA GALAXY 2, SAN JOSE EARTHQUAKES 1

SPARTAN STADIUM – SAN JOSE, CALIF.

SCORING SUMMARY:

LA: Herculez Gomez (Jovan Kirovski) 5', Herculez Gomez (Jovan Kirovski) 31'

SJ: Ronald Cerritos (Brian Mullan) 76'

Galaxy Lineup: Kevin Hartman, Troy Roberts, Todd Dunivant (Sent Off 63'), Tyrone Marshall, Pablo Chinchilla; Paulo Nagamura, Peter Vagenas, Ned Grabavoy (Cobi Jones 70'), Guillermo Ramirez; Jovan Kirovski (Ugo Ihemelu 67'), Herculez Gomez (Ednaldo da Conceicao 83').

SEMIFINALS – SEPTEMBER 14, 2005

LA GALAXY 5, MINNESOTA THUNDER (USL FIRST DIVISION) 2

THE HOME DEPOT CENTER – CARSON, CALIF.

SCORING SUMMARY:

LA: Landon Donovan (Cobi Jones) 29', Herculez Gomez (Landon Donovan) 44', Tyrone Marshall (Unassisted) 77', Herculez Gomez (Unassisted) 81', Joseph Ngwenya (Cobi Jones) 82'

MIN: Johnny Menyongar (Jay Alberts) 54', Chad Dombrowski (Jeff Matteo) 85'

Galaxy Lineup: Kevin Hartman; Michael Umana, Chris Albright, Tyrone Marshall, Pablo Chinchilla (Troy Roberts 71'); Paulo Nagamura, Peter Vagenas (Joseph Ngwenya 66'), Ned Grabavoy (Guillermo Ramirez 46'), Cobi Jones; Landon Donovan; Herculez Gomez (Alan Gordon 85').

FINAL – SEPTEMBER 28, 2005

LA GALAXY 1, FC DALLAS 0

THE HOME DEPOT CENTER – CARSON, CALIF.

SCORING SUMMARY:

LA: Herculez Gomez (Chris Albright) 25'

FCD: None

Galaxy Lineup: Kevin Hartman; Chris Albright, Todd Dunivant, Ugo Ihemelu Tyrone Marshall; Marcelo Saragosa, Peter Vagenas, Cobi Jones, Landon Donovan; Herculez Gomez (Michael Umana 90'), Joseph Ngwenya (Alan Gordon 90').

2004

FOURTH ROUND – JULY 20, 2004

LA GALAXY 0, MINNESOTA THUNDER (A-LEAGUE) 1

HUBERT H. HUMPHREY METRODOME – MINNEAPOLIS, MINN.

SCORING SUMMARY:

LA: None

MINN: Chris Brunt (Unassisted) 21'

Galaxy Lineup: Dan Popik, Ricky Lewis, Ryan Suarez (Marcelo Saragosa 46'), Chris Aloisi; Paul Broome (Josh Gardner 46'), Ned Grabavoy (Guillermo Gonzalez 79'), Sasha Victorine, Arturo Torres, Jovan Kirovski, Alejandro Moreno, Joseph Ngwenya (Carlos Ruiz 57').

2003

FOURTH ROUND – AUGUST 6, 2003

LA GALAXY 3, FRESNO FUEGO (PDL) 1

THE HOME DEPOT CENTER – CARSON, CALIF.

SCORING SUMMARY:

LA: Arturo Torres (Unassisted) 25', Alejandro Moreno (Unassisted) 33', Paul Broome (Arturo Torres) 89'

FRE: Eddie Gutierrez (Unassisted) 23'

Galaxy Lineup: Dan Popik; Ryan Suarez (Danny Califf 39'), Alexi Lalas (Hong Myung-Bo 46'), Ricky Lewis; Jesus Ochoa, Peter Vagenas (Sasha Victorine 64'), Chris Albright, Paul Broome, Mauricio Cienfuegos, Alejandro Moreno, Arturo Torres.

QUARTERFINALS – AUGUST 27, 2003

LA GALAXY 5, SEATTLE SOUNDERS (A-LEAGUE) 1

SEAHAWKS STADIUM – SEATTLE, WASH.

SCORING SUMMARY:

LA: Carlos Ruiz (Penalty Kick) 3', Antonio Martinez (Simon Elliott) 39', Alejandro Moreno (Antonio Martinez) 67', Carlos Ruiz (Jesus Ochoa) 87', Carlos Ruiz (Simon Elliott) 90'

SEA: Jason Farrell (Scott Jenkins) 70'

Galaxy Lineup: Kevin Hartman; Danny Califf, Alexi Lalas, Tyrone Marshall (Jesus Ochoa 46'); Peter Vagenas (Ryan Suarez 54'), Simon Elliott, Chris Albright (Arturo Torres 46'), Antonio Martinez, Mauricio Cienfuegos (Cobi Jones 79'); Alejandro Moreno, Carlos Ruiz.

SEMIFINALS – SEPTEMBER 23, 2003

LA GALAXY 2, CHICAGO FIRE 3

CARDINAL STADIUM – NAPERVILLE, ILL.

SCORING SUMMARY:

LA: Alejandro Moreno (Simon Elliott) 73', Arturo Torres (Unassisted) 75'

CHI: DaMarcus Beasley (Damani Ralph) 55', Damani Ralph (Evan Whitfield) 63', Ante Razov (DaMarcus Beasley) 69'

Galaxy Lineup: Kevin Hartman; Danny Califf (Ryan Suarez 66'), Hong Myung-Bo (Sent Off 90'), Tyrone Marshall; Peter Vagenas, Simon Elliott, Chris Albright (Antonio Martinez 74'), Mauricio Cienfuegos (Arturo Torres 64'), Cobi Jones; Alejandro Moreno, Carlos Ruiz.

2002

THIRD ROUND – JULY 17, 2002

LA GALAXY 4, MINNESOTA THUNDER (A-LEAGUE) 0

NATIONAL SPORT CENTER – BLAINE, MINN.

SCORING SUMMARY:

LA: Alejandro Moreno (Carlos Ruiz) 18', Chris Albright (Alejandro Moreno) 26', Carlos Ruiz (Alexi Lalas) 59', Chris Albright (Gavin Ginton) 70'

MINN: None

Galaxy Lineup: Matt Reis; Craig Waibel, Jesus Ochoa, Tyrone Marshall (Alexi Lalas 45'), Ezra Hendrickson; Adam Frye, Chris Albright, Sasha Victorine, Cobi Jones (Mauricio Cienfuegos 40'); Alejandro Moreno, Carlos Ruiz (Gavin Ginton 62').

QUARTERFINALS – AUGUST 7, 2002

LA GALAXY 1, SAN JOSE EARTHQUAKES 0 (AET)

SPARTAN STADIUM – SAN JOSE, CALIF.

SCORING SUMMARY:

LA: Carlos Ruiz (Ezra Hendrickson) 101'

SJ: None

Galaxy Lineup: Matt Reis; Danny Califf, Alexi Lalas, Tyrone Marshall, Ezra Hendrickson; Simon Elliott, Mauricio Cienfuegos,



presented by HERBALIFE

Sasha Victorine (Brian Mullan 90'), Cobi Jones; Alejandro Moreno (Gavin Glinton 80'), Carlos Ruiz.

SEMIFINALS – SEPTEMBER 3, 2002

LA GALAXY 4, DALLAS BURN 1

TITAN STADIUM – FULLERTON, CALIF.

SCORING SUMMARY:

LA: Carlos Ruiz (Sasha Victorine) 11', Mauricio Cienfuegos (Carlos Ruiz) 17', Cobi Jones (Carlos Ruiz) 34', Simon Elliott (Penalty Kick) 81'

DAL: Ronald Cerritos (Antonio Martinez) 89'

Galaxy Lineup: Matt Reis; Danny Califf, Alexi Lalas, Tyrone Marshall (Adam Frye 84'), Ezra Hendrickson; Peter Vagenas, Simon Elliott, Mauricio Cienfuegos (Alex Bengard 82'), Sasha Victorine; Cobi Jones (Brian Mullan 77'), Carlos Ruiz (Chris Albright 67').

FINAL – OCTOBER 24, 2002

LA GALAXY 0, COLUMBUS CREW 1

CREW STADIUM – COLUMBUS, OHIO

SCORING SUMMARY:

LA: None

CLB: Freddy Garcia (Brian West) 30'

Galaxy Lineup: Matt Reis; Danny Califf, Alexi Lalas (Mauricio Cienfuegos 76'), Tyrone Marshall, Ezra Hendrickson; Peter Vagenas (Brian Mullan 86'), Simon Elliott, Sasha Victorine, Cobi Jones; Chris Albright (Alejandro Moreno 59'), Carlos Ruiz.

2001

SECOND ROUND – JUNE 7, 2001

LA GALAXY 5, NASHVILLE METROS (A-LEAGUE) 0

TITAN STADIUM – FULLERTON, CALIF.

SCORING SUMMARY:

LA: Marvin Quijano (Sasha Victorine) 24', Peter Vagenas (Penalty Kick) 38', Sasha Victorine (Marvin Quijano) 56', Simon Elliott (Penalty Kick) 86', Simon Elliott (Mauricio Cienfuegos) 90'.

NASH: None

Galaxy Lineup: Kevin Hartman; Danny Califf, Alexi Lalas, Adam Frye, Craig Waibel; Danny Pena, Peter Vagenas (Paul Caligiuri 71'), Sasha Victorine (Simon Elliott 61'); Isaias Bardales Jr., Marvin Quijano (Mauricio Cienfuegos 88'), Brian Ching.

THIRD ROUND – JULY 11, 2001

LA GALAXY 3, SEATTLE SOUNDERS SELECT (PDL) 1

TITAN STADIUM – FULLERTON, CALIF.

SCORING SUMMARY:

LA: Craig Waibel (Ezra Hendrickson) 60', Alexi Lalas (Simon Elliott) 63', Isaias Bardales Jr. (Brian Ching) 81'

SEA: Sy Reeves (Zach Kingsley) 58'

Galaxy Lineup: Kevin Hartman; Greg Vanney, Alexi Lalas, Craig Waibel, Ezra Hendrickson (Danny Califf 70'); Peter Vagenas (Alex Bengard 83'), Simon Elliott, Adam Frye, Sasha Victorine (Mauricio Cienfuegos 45'); Isaias Bardales Jr., Brian Ching.

QUARTERFINALS – JULY 24, 2001

LA GALAXY 1, SAN JOSE EARTHQUAKES 1

(GALAXY WIN 10-9 ON PENALTIES)

NEGOESCO SOCCER STADIUM – SAN FRANCISCO, CALIF.

SCORING SUMMARY:

LA: Simon Elliott (Unassisted) 73'

SJ: Junior Agogo (Wade Barrett) 81'

Galaxy Lineup: Kevin Hartman; Greg Vanney, Danny Califf, Craig Waibel, Ezra Hendrickson; Peter Vagenas, Simon Elliott, Adam Frye (Isaias Bardales Jr. 96'), Mauricio Cienfuegos, Sasha Victorine (Paul Caligiuri 110'); Cobi Jones.

SEMIFINALS – AUGUST 22, 2001

LA GALAXY 1, CHICAGO FIRE 0 (AET)

TITAN STADIUM – FULLERTON, CALIF.

SCORING SUMMARY:

LA: Alexi Lalas (Simon Elliott) 94'

CHI: None

Galaxy Lineup: Kevin Hartman; Greg Vanney, Adam Frye, Danny Califf (Alexi Lalas 77'), Ezra Hendrickson; Peter Vagenas, Simon Elliott, Mauricio Cienfuegos, Sasha Victorine, Cobi Jones; Marvin Quijano (Isaias Bardales Jr. 63').

FINAL – OCTOBER 27, 2001

LA GALAXY 2, NEW ENGLAND REVOLUTION 1

TITAN STADIUM – FULLERTON, CALIF.

SCORING SUMMARY:

LA: Ezra Hendrickson (Greg Vanney) 70', Danny Califf (Cobi Jones) 92'

NE: Wolde Harris (Unassisted) 30'

Galaxy Lineup: Kevin Hartman, Greg Vanney, Paul Caligiuri (Brian Mullan 64'), Danny Califf, Ezra Hendrickson; Peter Vagenas, Simon Elliott, Adam Frye, Mauricio Cienfuegos, Sasha Victorine (Alexi Lalas 91'); Cobi Jones.

2000

SECOND ROUND – JUNE 14, 2000

LA GALAXY 2, SEATTLE SOUNDERS (A-LEAGUE) 1

TITAN STADIUM – FULLERTON, CALIF.

SCORING SUMMARY:

LA: Greg Vanney (Penalty Kick) 23', Cobi Jones (Ezra Hendrickson) 90'

SEA: Greg Howes (Unassisted) 48'

Galaxy Lineup: Matt Reis; Robin Fraser, Greg Vanney, Danny Califf, Ezra Hendrickson; Brian Kelly (Zak Ibsen 85'), Peter Vagenas, Simon Elliott, Mauricio Cienfuegos; Seth George (Cobi Jones 46'), Luis Hernandez.

THIRD ROUND – JULY 25, 2000

LA GALAXY 2, SAN DIEGO FLASH (A-LEAGUE) 0

DOUGLAS STADIUM – SAN DIEGO, CALIF.

SCORING SUMMARY:

LA: Sasha Victorine (Cobi Jones) 50', Ivan Polic (Mauricio Cienfuegos) 67'

SD: None

Galaxy Lineup: Matt Reis; Robin Fraser, Greg Vanney, Danny Califf, Jorge Salcedo (Ivan Polic 63', Sent Off 90'); Ezra Hendrickson, Peter Vagenas (Cobi Jones 38'), Simon Elliott, Mauricio Cienfuegos, Sasha Victorine; Sebastian Vorbe (Paul Caligiuri 80').

QUARTERFINALS – AUGUST 9, 2000

LA GALAXY 2, SAN JOSE EARTHQUAKES 0

TITAN STADIUM – FULLERTON, CALIF.

SCORING SUMMARY:

LA: Mauricio Cienfuegos (Peter Vagenas) 77', Seth George (Sasha Victorine) 81'

SJ: None

Galaxy Lineup: Matt Reis; Robin Fraser, Greg Vanney, Danny Califf, Paul Caligiuri; Jorge Salcedo (Peter Vagenas 57'), Simon Elliott, Mauricio Cienfuegos, Sasha Victorine; Cobi Jones (Seth George 63'), Sebastian Vorbe (Zak Ibsen 71').

SEMIFINALS – AUGUST 23, 2000

LA GALAXY 1, CHICAGO FIRE 2 (AET)

TITAN STADIUM – FULLERTON, CALIF.

SCORING SUMMARY:

LA: Cobi Jones (Luis Hernandez) 79'

CHI: Ante Razov (Josh Wolff) 85', Josh Wolff (DaMarcus Beasley) 112'

Galaxy Lineup: Matt Reis; Robin Fraser, Greg Vanney, Danny Califf, Ezra Hendrickson; Zak Ibsen (Peter Vagenas 60'), Simon Elliott, Mauricio Cienfuegos, Sasha Victorine; Cobi Jones, Luis Hernandez.

1999

THIRD ROUND – JULY 20, 1999

LA GALAXY 3, SAN DIEGO FLASH (A-LEAGUE) 2

DOUGLAS STADIUM – SAN DIEGO, CALIF.

SCORING SUMMARY:

LA: Clint Mathis (Roy Myers) 53', Danny Pena (Ezra Hendrickson) 61', Clint Mathis (Greg Vanney) 85'

SD: Antonio Robles (Nate Hetherington) 20', Carlos Farias (Unassisted) 25'

Galaxy Lineup: Matt Reis; Ezra Hendrickson, Steve Jolley, Daniel Hernandez, Greg Vanney; Danny Pena (Sent Off 76'), Simon Elliott, Mauricio Cienfuegos, Roy Myers (Joe Franchino 78'); Clint Mathis, Carlos Hermosillo (Sent Off 26').

QUARTERFINALS – AUGUST 11, 1999

LA GALAXY 1, COLUMBUS CREW 3

TITAN STADIUM – FULLERTON, CALIF.

SCORING SUMMARY:

LA: Greg Vanney (Unassisted) 37'

CLB: Brian McBride (Brian West) 4', Jason Farrell (Unassisted) 65', Brian McBride (Mike Clark) 88'

Galaxy Lineup: Matt Reis; Paul Caligiuri, Steve Jolley (Seth George 70'), Robin Fraser, Greg Vanney; Danny Pena (Marvin Quijano 79'), Ezra Hendrickson (Zak Ibsen 83'), Simon Elliott, Mauricio Cienfuegos (Sent Off 61'), Roy Myers; Cobi Jones.



2000 LA GALAXY U.S. OPEN CUP STATISTICS

| POS | PLAYER | GP | GS | MIN | G | A | C | E |
|-----|---------------------|----------|----------|------------|----------|----------|----------|----------|
| M | Cobi Jones | 4 | 2 | 271 | 2 | 1 | 0 | 0 |
| M | Mauricio Cienfuegos | 4 | 4 | 382 | 1 | 1 | 2 | 0 |
| F | Seth George | 2 | 2 | 73 | 1 | 0 | 0 | 0 |
| M | Ivan Polic | 1 | 0 | 27 | 1 | 0 | 0 | 1 |
| D | Greg Vanney | 4 | 4 | 382 | 1 | 0 | 1 | 0 |
| M | Sasha Victorine | 3 | 3 | 293 | 1 | 1 | 0 | 0 |
| D | Ezra Hendrickson | 3 | 3 | 293 | 0 | 1 | 1 | 0 |
| F | Luis Hernandez | 2 | 2 | 202 | 0 | 1 | 1 | 0 |
| M | Peter Vagenas | 4 | 2 | 213 | 0 | 1 | 0 | 0 |
| D | Danny Califf | 4 | 4 | 382 | 0 | 0 | 1 | 0 |
| D | Paul Caligiuri | 2 | 1 | 100 | 0 | 0 | 0 | 0 |
| M | Simon Elliott | 4 | 4 | 382 | 0 | 0 | 1 | 0 |
| D | Robin Fraser | 4 | 4 | 382 | 0 | 0 | 1 | 0 |
| D | Zak Ibsen | 3 | 1 | 84 | 0 | 0 | 0 | 0 |
| M | Brian Kelly | 1 | 1 | 85 | 0 | 0 | 0 | 0 |
| GK | Matt Reis | 4 | 4 | 382 | 0 | 0 | 0 | 0 |
| D | Jorge Salcedo | 2 | 2 | 120 | 0 | 0 | 0 | 0 |
| F | Sebastian Vorbe | 2 | 2 | 151 | 0 | 0 | 0 | 0 |
| | Total | 4 | 4 | 382 | 7 | 6 | 8 | 1 |

GAME-WINNING GOALS: Mauricio Cienfuegos 1, Cobi Jones 1, Sasha Victorine 1

GAME-WINNING ASSISTS: Ezra Hendrickson 1, Cobi Jones 1, Peter Vagenas 1

PENALTY KICKS: Greg Vanney 1

LA GALAXY INDIVIDUAL GOALKEEPING

| POS | GOALKEEPER | GP | GS | MIN | GA | GAA | PG | PA | W | L | T | SO |
|-----|-------------|----|----|-----|----|------|----|----|---|---|---|----|
| GK | Matt Reis | 4 | 4 | 382 | 3 | 0.71 | 0 | 0 | 3 | 1 | 0 | 2 |
| | Team totals | 4 | 4 | 382 | 3 | 0.71 | 0 | 0 | 3 | 1 | 0 | 2 |



sponsored by HERBALIFE.

2001 LA GALAXY U.S. OPEN CUP STATISTICS

| POS | PLAYER | GP | GS | MIN | G | A | C | E |
|-----|---------------------|----------|----------|------------|-----------|----------|-----------|----------|
| M | Simon Elliott | 5 | 4 | 457 | 3 | 2 | 2 | 0 |
| D | Alexi Lalas | 4 | 2 | 198 | 2 | 0 | 1 | 0 |
| D | Ezra Hendrickson | 4 | 4 | 376 | 1 | 1 | 0 | 0 |
| F | Marvin Quijano | 2 | 2 | 151 | 1 | 1 | 1 | 0 |
| M | Sasha Victorine | 5 | 5 | 401 | 1 | 1 | 0 | 0 |
| F | Isaias Bardales Jr. | 4 | 2 | 235 | 1 | 0 | 0 | 0 |
| D | Danny Califf | 5 | 4 | 399 | 1 | 0 | 3 | 0 |
| M | Peter Vagenas | 5 | 5 | 460 | 1 | 0 | 0 | 0 |
| D | Craig Waibel | 3 | 3 | 300 | 1 | 0 | 1 | 0 |
| F | Brian Ching | 2 | 2 | 180 | 0 | 1 | 0 | 0 |
| M | Mauricio Cienfuegos | 5 | 3 | 439 | 0 | 1 | 0 | 0 |
| M | Cobi Jones | 3 | 3 | 306 | 0 | 1 | 1 | 0 |
| D | Greg Vanney | 4 | 4 | 396 | 0 | 1 | 1 | 0 |
| M | Alex Bengard | 1 | 0 | 7 | 0 | 0 | 0 | 0 |
| D | Paul Caligiuri | 3 | 1 | 93 | 0 | 0 | 0 | 0 |
| M | Adam Frye | 5 | 5 | 472 | 0 | 0 | 2 | 0 |
| GK | Kevin Hartman | 5 | 5 | 486 | 0 | 0 | 0 | 0 |
| M | Brian Mullan | 1 | 0 | 28 | 0 | 0 | 0 | 0 |
| M | Danny Peña | 1 | 1 | 90 | 0 | 0 | 0 | 0 |
| | Total | 5 | 5 | 486 | 12 | 9 | 12 | 0 |

GAME-WINNING GOALS: Alexi Lalas 1, Danny Califf 1, Marvin Quijano 1

GAME-WINNING ASSISTS: Simon Elliott 2, Cobi Jones 1, Sasha Victorine 1

PENALTY KICKS: Simon Elliott 1, Peter Vagenas 1

LA GALAXY INDIVIDUAL GOALKEEPING

| POS | GOALKEEPER | GP | GS | MIN | GA | GAA | PG | PA | W | L | T | SO |
|-----|--------------------|----------|----------|------------|----------|-------------|----------|----------|----------|----------|----------|----------|
| GK | Kevin Hartman | 5 | 5 | 486 | 3 | 0.55 | 0 | 0 | 4 | 0 | 1 | 2 |
| | Team totals | 5 | 5 | 486 | 3 | 0.55 | 0 | 0 | 4 | 0 | 1 | 2 |

2002 LA GALAXY U.S. OPEN CUP STATISTICS

| POS | PLAYER | GP | GS | MIN | G | A | C | E |
|--------------|---------------------|----------|----------|------------|-----------|----------|----------|----------|
| F | Carlos Ruiz | 4 | 4 | 320 | 3 | 3 | 1 | 0 |
| F | Chris Albright | 3 | 2 | 172 | 2 | 0 | 1 | 0 |
| M | Mauricio Cienfuegos | 4 | 2 | 247 | 1 | 0 | 0 | 0 |
| M | Simon Elliott | 3 | 3 | 281 | 1 | 0 | 0 | 0 |
| M | Cobi Jones | 4 | 4 | 308 | 1 | 0 | 1 | 0 |
| F | Alejandro Moreno | 3 | 2 | 201 | 1 | 1 | 0 | 0 |
| F | Gavin Ginton | 2 | 0 | 49 | 0 | 1 | 0 | 0 |
| D | Ezra Hendrickson | 4 | 4 | 371 | 0 | 1 | 0 | 0 |
| D | Alexi Lalas | 4 | 3 | 312 | 0 | 1 | 1 | 0 |
| M | Sasha Victorine | 4 | 4 | 344 | 0 | 1 | 1 | 0 |
| F | Alex Bengard | 2 | 0 | 25 | 0 | 0 | 0 | 0 |
| D | Danny Califf | 3 | 3 | 281 | 0 | 0 | 0 | 0 |
| D | Adam Frye | 2 | 1 | 96 | 0 | 0 | 1 | 0 |
| D | Tyrone Marshall | 4 | 4 | 320 | 0 | 0 | 0 | 0 |
| M | Brian Mullan | 3 | 0 | 27 | 0 | 0 | 0 | 0 |
| D | Jesus Ochoa | 1 | 1 | 90 | 0 | 0 | 0 | 0 |
| GK | Matt Reis | 4 | 4 | 371 | 0 | 0 | 0 | 0 |
| M | Peter Vagenas | 2 | 2 | 176 | 0 | 0 | 1 | 0 |
| D | Craig Waibel | 1 | 1 | 90 | 0 | 0 | 0 | 0 |
| Total | | 3 | 3 | 270 | 10 | 6 | 7 | 0 |

GAME-WINNING GOALS: Mauricio Cienfuegos 1, Alejandro Moreno 1, Carlos Ruiz 1

GAME-WINNING ASSISTS: Carlos Ruiz 2, Ezra Hendrickson 1

PENALTY KICKS: Simon Elliott 1

LA GALAXY INDIVIDUAL GOALKEEPING

| POS | GOALKEEPER | GP | GS | MIN | GA | GAA | PG | PA | W | L | T | SO |
|--------------------|------------|----------|----------|------------|----------|-------------|----------|----------|----------|----------|----------|----------|
| GK | Matt Reis | 4 | 4 | 371 | 2 | 0.49 | 0 | 0 | 3 | 1 | 0 | 2 |
| Team totals | | 4 | 4 | 371 | 2 | 0.49 | 0 | 0 | 3 | 1 | 0 | 2 |



sponsored by **HERBALIFE**

2003 LA GALAXY U.S. OPEN CUP STATISTICS

| POS | PLAYER | GP | GS | MIN | G | A | C | E |
|-----|---------------------|----------|----------|------------|-----------|----------|----------|----------|
| F | Alejandro Moreno | 3 | 3 | 270 | 3 | 0 | 0 | 0 |
| F | Carlos Ruiz | 2 | 2 | 180 | 3 | 0 | 1 | 0 |
| F | Arturo Torres | 3 | 1 | 161 | 2 | 1 | 0 | 0 |
| M | Antonio Martinez | 2 | 1 | 106 | 1 | 1 | 2 | 0 |
| D | Paul Broome | 1 | 1 | 90 | 1 | 0 | 0 | 0 |
| M | Simon Elliott | 2 | 2 | 180 | 0 | 3 | 0 | 0 |
| M | Jesus Ochoa | 2 | 1 | 135 | 0 | 1 | 0 | 0 |
| D | Chris Albright | 3 | 3 | 209 | 0 | 0 | 1 | 0 |
| D | Danny Califf | 3 | 2 | 207 | 0 | 0 | 0 | 0 |
| M | Mauricio Cienfuegos | 3 | 3 | 233 | 0 | 0 | 0 | 0 |
| GK | Kevin Hartman | 2 | 2 | 180 | 0 | 0 | 0 | 0 |
| M | Cobi Jones | 2 | 1 | 101 | 0 | 0 | 0 | 0 |
| D | Alexi Lalas | 2 | 1 | 135 | 0 | 0 | 0 | 0 |
| D | Ricky Lewis | 1 | 1 | 90 | 0 | 0 | 1 | 0 |
| D | Tyrone Marshall | 2 | 1 | 135 | 0 | 0 | 0 | 0 |
| D | Hong Myung-Bo | 2 | 1 | 135 | 0 | 0 | 2 | 1 |
| GK | Dan Popik | 1 | 1 | 90 | 0 | 0 | 0 | 0 |
| D | Ryan Suarez | 3 | 1 | 99 | 0 | 0 | 0 | 0 |
| M | Peter Vagenas | 3 | 3 | 208 | 0 | 0 | 1 | 0 |
| M | Sasha Victorine | 1 | 0 | 26 | 0 | 0 | 0 | 0 |
| | Total | 3 | 3 | 270 | 10 | 6 | 8 | 1 |

GAME-WINNING GOALS: Antonio Martinez 1, Alejandro Moreno 1

GAME-WINNING ASSISTS: Simon Elliott 1

PENALTY KICKS: Carlos Ruiz 1

LOS ANGELES GALAXY INDIVIDUAL GOALKEEPING

| POS | GOALKEEPER | GP | GS | MIN | GA | GAA | PG | PA | W | L | T | SO |
|-----|--------------------|----------|----------|------------|----------|-------------|----------|----------|----------|----------|----------|----------|
| GK | Dan Popik | 1 | 1 | 90 | 1 | 1.00 | 0 | 0 | 1 | 0 | 0 | 0 |
| GK | Kevin Hartman | 2 | 2 | 180 | 4 | 2.00 | 0 | 0 | 1 | 1 | 0 | 0 |
| | Team totals | 3 | 3 | 270 | 5 | 1.66 | 0 | 0 | 1 | 1 | 0 | 0 |

2004 LA GALAXY U.S. OPEN CUP STATISTICS

| POS | PLAYER | GP | GS | MIN | G | A | C | E |
|-----|--------------------|----------|----------|-----------|----------|----------|----------|----------|
| D | Chris Aloisi | 1 | 1 | 90 | 0 | 0 | 0 | 0 |
| D | Paul Broome | 1 | 1 | 45 | 0 | 0 | 1 | 0 |
| M | Josh Gardner | 1 | 0 | 45 | 0 | 0 | 0 | 0 |
| M | Guillermo Gonzalez | 1 | 0 | 11 | 0 | 0 | 0 | 0 |
| M | Ned Grabavoy | 1 | 1 | 79 | 0 | 0 | 0 | 0 |
| F | Jovan Kirovski | 1 | 1 | 90 | 0 | 0 | 0 | 0 |
| D | Ricky Lewis | 1 | 1 | 90 | 0 | 0 | 0 | 0 |
| F | Alejandro Moreno | 1 | 1 | 90 | 0 | 0 | 0 | 0 |
| F | Joseph Ngwenya | 1 | 1 | 57 | 0 | 0 | 0 | 0 |
| GK | Dan Popik | 1 | 1 | 90 | 0 | 0 | 0 | 0 |
| F | Carlos Ruiz | 1 | 0 | 33 | 0 | 0 | 1 | 0 |
| D | Ryan Suarez | 1 | 1 | 45 | 0 | 0 | 0 | 0 |
| M | Arturo Torres | 1 | 1 | 90 | 0 | 0 | 0 | 0 |
| M | Sasha Victorine | 1 | 1 | 90 | 0 | 0 | 0 | 0 |
| | Total | 1 | 1 | 90 | 0 | 0 | 2 | 0 |

GAME-WINNING GOALS: None

GAME-WINNING ASSISTS: None

PENALTY KICKS: None

LOS ANGELES GALAXY INDIVIDUAL GOALKEEPING

| POS | GOALKEEPER | GP | GS | MIN | GA | GAA | PG | PA | W | L | T | SO |
|-----|--------------------|----------|----------|-----------|----------|-------------|----------|----------|----------|----------|----------|----------|
| GK | Dan Popik | 1 | 1 | 90 | 1 | 1.00 | 0 | 0 | 0 | 1 | 0 | 0 |
| | Team totals | 1 | 1 | 90 | 1 | 1.00 | 0 | 0 | 0 | 1 | 0 | 0 |



sponsored by HERBALIFE.

2005 LA GALAXY U.S. OPEN CUP STATISTICS

| POS | PLAYER | GP | GS | MIN | G | A | C | E |
|-----|---------------------|----------|----------|------------|-----------|----------|-----------|----------|
| F | Herculez Gomez | 4 | 4 | 303 | 6 | 0 | 1 | 0 |
| F | Landon Donovan | 3 | 2 | 225 | 2 | 2 | 0 | 0 |
| F | Joseph Ngwenya | 3 | 2 | 204 | 2 | 0 | 1 | 0 |
| M | Cobi Jones | 4 | 3 | 274 | 1 | 2 | 2 | 0 |
| D | Chris Albright | 3 | 2 | 215 | 1 | 1 | 0 | 0 |
| D | Tyrone Marshall | 3 | 3 | 270 | 1 | 0 | 0 | 0 |
| F | Jovan Kirovski | 2 | 2 | 122 | 0 | 2 | 0 | 0 |
| D | Pablo Chinchilla | 3 | 3 | 251 | 0 | 0 | 1 | 0 |
| GK | Steve Cronin | 1 | 1 | 90 | 0 | 0 | 0 | 0 |
| F | Edaldo da Conceicao | 1 | 0 | 7 | 0 | 0 | 0 | 0 |
| D | Todd Dunivant | 3 | 3 | 270 | 0 | 0 | 1 | 1 |
| F | Alan Gordon | 3 | 0 | 7 | 0 | 0 | 0 | 0 |
| M | Ned Grabavoy | 2 | 2 | 115 | 0 | 0 | 0 | 0 |
| GK | Kevin Hartman | 3 | 3 | 270 | 0 | 0 | 0 | 0 |
| D | Ugo Ihemelu | 3 | 2 | 203 | 0 | 0 | 0 | 0 |
| M | Paulo Nagamura | 3 | 3 | 270 | 0 | 0 | 2 | 0 |
| M | Pando Ramirez | 3 | 2 | 223 | 0 | 0 | 2 | 0 |
| D | Troy Roberts | 3 | 2 | 199 | 0 | 0 | 0 | 0 |
| M | Marcelo Saragosa | 1 | 1 | 90 | 0 | 0 | 0 | 0 |
| D | Michael Umana | 2 | 1 | 91 | 0 | 0 | 0 | 0 |
| M | Peter Vagenas | 4 | 3 | 262 | 0 | 0 | 0 | 0 |
| | Total | 4 | 4 | 360 | 13 | 7 | 10 | 1 |

GAME-WINNING GOALS: Herculez Gomez 3, Tyrone Marshall 1

GAME-WINNING ASSISTS: Chris Albright 1, Jovan Kirovski 1

PENALTY KICKS: None

LOS ANGELES GALAXY INDIVIDUAL GOALKEEPING

| POS | GOALKEEPER | GP | GS | MIN | GA | GAA | PG | PA | W | L | T | SO |
|-----|--------------------|----------|----------|------------|----------|-------------|----------|----------|----------|----------|----------|----------|
| GK | Kevin Hartman | 3 | 3 | 270 | 3 | 1.00 | 0 | 0 | 3 | 0 | 0 | 1 |
| GK | Steve Cronin | 1 | 1 | 90 | 2 | 2.00 | 0 | 0 | 1 | 0 | 0 | 0 |
| | Team totals | 4 | 4 | 360 | 5 | 1.25 | 0 | 0 | 4 | 0 | 0 | 1 |

2006 LA GALAXY U.S. OPEN CUP STATISTICS

| POS | PLAYER | GP | GS | MIN | G | A | C | E |
|--------------|------------------|----------|----------|------------|----------|----------|----------|----------|
| F | Landon Donovan | 3 | 2 | 263 | 3 | 1 | 0 | 0 |
| F | Alan Gordon | 4 | 3 | 313 | 3 | 0 | 2 | 0 |
| M | Quavas Kirk | 4 | 2 | 242 | 2 | 1 | 0 | 0 |
| F | Santino Quaranta | 3 | 3 | 245 | 1 | 0 | 1 | 0 |
| M | Peter Vagenas | 4 | 4 | 390 | 0 | 3 | 0 | 0 |
| D | Nathan Sturgis | 1 | 1 | 120 | 0 | 1 | 0 | 0 |
| D | Chris Albright | 4 | 4 | 388 | 0 | 0 | 2 | 0 |
| F | Michael Enfield | 1 | 0 | 2 | 0 | 0 | 0 | 0 |
| M | Josh Gardner | 2 | 1 | 92 | 0 | 0 | 0 | 0 |
| F | Cornell Glen | 1 | 1 | 39 | 0 | 0 | 0 | 0 |
| F | Herculez Gomez | 3 | 2 | 162 | 0 | 0 | 0 | 0 |
| GK | Kevin Hartman | 4 | 4 | 390 | 0 | 0 | 0 | 0 |
| D | Ugo Ihemelu | 3 | 3 | 287 | 0 | 0 | 1 | 0 |
| D | Ante Jazic | 3 | 3 | 279 | 0 | 0 | 2 | 0 |
| M | Cobi Jones | 4 | 3 | 281 | 0 | 0 | 0 | 0 |
| D | Tyrone Marshall | 3 | 2 | 190 | 0 | 0 | 0 | 0 |
| M | Kyle Martino | 1 | 1 | 64 | 0 | 0 | 0 | 0 |
| M | Paulo Nagamura | 3 | 2 | 206 | 0 | 0 | 1 | 0 |
| D | Troy Roberts | 2 | 2 | 210 | 0 | 0 | 0 | 0 |
| D | Kyle Veris | 2 | 1 | 111 | 0 | 0 | 0 | 0 |
| F | John Wolyniec | 1 | 0 | 18 | 0 | 0 | 0 | 0 |
| Total | | 4 | 4 | 390 | 9 | 6 | 8 | 0 |

GAME-WINNING GOALS: Landon Donovan 2, Quavas Kirk 1

GAME-WINNING ASSISTS: Quavas Kirk 1, Peter Vagenas 1

PENALTY KICKS: None

LA GALAXY INDIVIDUAL GOALKEEPING

| POS | GOALKEEPER | GP | GS | MIN | GA | GAA | PG | PA | W | L | T | SO |
|--------------------|---------------|----------|----------|------------|----------|-------------|----------|----------|----------|----------|----------|----------|
| GK | Kevin Hartman | 4 | 4 | 390 | 5 | 0.92 | 0 | 0 | 3 | 1 | 0 | 1 |
| Team totals | | 4 | 4 | 390 | 5 | 0.92 | 0 | 0 | 3 | 1 | 0 | 1 |



sponsored by HERBALIFE.

2007 LA GALAXY U.S. OPEN CUP STATISTICS

| POS | PLAYER | GP | GS | MIN | G | A | C | E |
|--------------|------------------|----------|----------|------------|----------|----------|----------|----------|
| F | Landon Donovan | 3 | 1 | 190 | 1 | 2 | 0 | 0 |
| F | Nate Jaqua | 2 | 2 | 154 | 1 | 0 | 1 | 0 |
| M | Kyle Martino | 3 | 2 | 180 | 1 | 0 | 0 | 0 |
| F | Santino Quaranta | 1 | 0 | 30 | 1 | 1 | 0 | 0 |
| D | Chris Albright | 2 | 1 | 132 | 0 | 0 | 1 | 0 |
| F | Edson Buddle | 1 | 1 | 46 | 0 | 0 | 0 | 0 |
| GK | Steve Cronin | 3 | 3 | 300 | 0 | 0 | 0 | 0 |
| F | Robbie Findley | 2 | 1 | 106 | 0 | 0 | 0 | 0 |
| F | Gavin Ginton | 1 | 1 | 90 | 0 | 0 | 0 | 0 |
| F | Alan Gordon | 1 | 0 | 44 | 0 | 0 | 1 | 0 |
| M | Kelly Gray | 1 | 1 | 90 | 0 | 0 | 0 | 0 |
| D | Ty Harden | 3 | 3 | 300 | 0 | 0 | 1 | 0 |
| M | Kevin Harmse | 2 | 2 | 210 | 0 | 0 | 2 | 0 |
| D | Ante Jazic | 2 | 2 | 210 | 0 | 0 | 0 | 0 |
| M | Cobi Jones | 2 | 1 | 72 | 0 | 0 | 0 | 1 |
| M | Quavas Kirk | 2 | 2 | 109 | 0 | 0 | 0 | 0 |
| D | Ian Russell | 2 | 1 | 87 | 0 | 0 | 0 | 0 |
| D | Nathan Sturgis | 2 | 2 | 210 | 0 | 0 | 1 | 0 |
| D | Shavar Thomas | 1 | 1 | 90 | 0 | 0 | 0 | 0 |
| D | Mike Randolph | 3 | 3 | 226 | 0 | 0 | 0 | 0 |
| D | Troy Roberts | 1 | 0 | 14 | 0 | 0 | 0 | 0 |
| M | Josh Tudela | 1 | 1 | 90 | 0 | 0 | 0 | 0 |
| M | Peter Vagenas | 2 | 1 | 164 | 0 | 0 | 0 | 0 |
| D | Abel Xavier | 1 | 1 | 90 | 0 | 0 | 0 | 0 |
| Total | | 3 | 3 | 300 | 4 | 3 | 7 | 1 |

GAME-WINNING GOALS: Nate Jaqua 1, Kyle Martino 1

GAME-WINNING ASSISTS: Landon Donovan 1, Santino Quaranta 1

PENALTY KICKS: Landon Donovan 1

LOS ANGELES GALAXY RESERVES INDIVIDUAL GOALKEEPING

| POS | GOALKEEPER | GP | GS | MIN | GA | GAA | PG | PA | W | L | T | SO |
|--------------------|--------------|----------|----------|------------|----------|-------------|----------|----------|----------|----------|----------|----------|
| GK | Steve Cronin | 3 | 3 | 300 | 2 | 0.60 | 0 | 0 | 2 | 1 | 0 | 1 |
| Team totals | | 3 | 3 | 300 | 2 | 0.60 | 0 | 0 | 2 | 1 | 0 | 1 |

2008 LA GALAXY U.S. OPEN CUP STATISTICS

| POS | PLAYER | GP | GS | MIN | G | A | C | E |
|--------------|------------------|----------|-----------|----------|----------|----------|----------|---|
| MID | Ely Allen | 1 | 1 | 45 | 0 | 0 | 1 | 0 |
| FWD | Edson Buddle | 1 | 1 | 90 | 0 | 0 | 0 | 0 |
| GK | Steve Cronin | 1 | 1 | 90 | 0 | 0 | 0 | 0 |
| DEF | Sean Franklin | 1 | 1 | 90 | 0 | 0 | 0 | 0 |
| FWD | Alan Gordon | 1 | 1 | 90 | 0 | 0 | 1 | 0 |
| DEF | Ante Jazic | 1 | 1 | 90 | 0 | 0 | 0 | 0 |
| DEF | Chris Klein | 1 | 1 | 90 | 0 | 0 | 0 | 0 |
| MID | Brandon McDonald | 1 | 1 | 72 | 0 | 0 | 0 | 0 |
| DEF | Mike Randolph | 1 | 0 | 45 | 0 | 0 | 0 | 0 |
| FWD | Carlos Ruiz | 1 | 1 | 63 | 0 | 0 | 0 | 0 |
| FWD | Israel Sesay | 1 | 0 | 27 | 0 | 0 | 0 | 0 |
| MID | Josh Tudela | 1 | 0 | 18 | 0 | 0 | 0 | 0 |
| MID | Peter Vagenas | 1 | 1 | 90 | 0 | 0 | 0 | 0 |
| DEF | Abel Xavier | 1 | 1 | 90 | 0 | 0 | 0 | 0 |
| Total | | 1 | 90 | 0 | 0 | 2 | 0 | |

GAME-WINNING GOALS: None

GAME-WINNING ASSISTS: None

PENALTY KICKS: None

LOS ANGELES GALAXY RESERVES INDIVIDUAL GOALKEEPING

| POS | GOALKEEPER | GP | GS | MIN | GA | GAA | PG | PA | W | L | T | SO |
|--------------------|--------------|----------|----------|-----------|----------|-------------|----------|----------|----------|----------|----------|----------|
| GK | Steve Cronin | 1 | 1 | 90 | 1 | 1.00 | 0 | 0 | 0 | 1 | 0 | 0 |
| Team totals | | 1 | 1 | 90 | 1 | 1.00 | 0 | 0 | 0 | 1 | 0 | 0 |



2009 LA GALAXY U.S. OPEN CUP STATISTICS

| POS | PLAYER | GP | GS | MIN | G | A | C | E |
|--------------|---------------------|----------|----------|------------|----------|----------|----------|----------|
| DEF | Gregg Berhalter | 1 | 1 | 74 | 0 | 0 | 0 | 0 |
| FWD | Tristan Bowen | 1 | 1 | 61 | 0 | 0 | 0 | 0 |
| DEF | A.J. DeLaGarza | 1 | 1 | 120 | 0 | 0 | 0 | 0 |
| DEF | Sean Franklin | 1 | 1 | 120 | 0 | 0 | 0 | 0 |
| DEF | Omar Gonzalez | 1 | 1 | 90 | 0 | 0 | 1 | 0 |
| FWD | Alan Gordon | 1 | 0 | 59 | 0 | 0 | 0 | 0 |
| FWD | Bryan Jordan | 1 | 1 | 120 | 0 | 0 | 0 | 0 |
| FWD | Jovan Kirovski | 1 | 1 | 120 | 0 | 0 | 0 | 0 |
| MID | Chris Klein | 1 | 0 | 59 | 0 | 0 | 0 | 0 |
| FWD | Mike Magee | 1 | 0 | 46 | 0 | 0 | 1 | 0 |
| DEF | Yohance Marshall | 1 | 1 | 120 | 0 | 0 | 1 | 0 |
| MID | Stefani Miglioranza | 1 | 1 | 120 | 0 | 0 | 0 | 0 |
| MID | Kyle Patterson | 1 | 1 | 61 | 0 | 0 | 0 | 0 |
| GK | Josh Saunders | 1 | 1 | 120 | 0 | 0 | 0 | 0 |
| MID | Josh Tudela | 1 | 0 | 30 | 0 | 0 | 0 | 0 |
| Total | | 1 | 1 | 120 | 0 | 0 | 3 | 0 |

GAME-WINNING GOALS: None

GAME-WINNING ASSISTS: None

PENALTY KICKS: None

LOS ANGELES GALAXY RESERVES INDIVIDUAL GOALKEEPING

| POS | GOALKEEPER | GP | GS | MIN | GA | GAA | PG | PA | W | L | T | SO |
|--------------------|---------------|----------|----------|------------|----------|-------------|----------|----------|----------|----------|----------|----------|
| GK | Josh Saunders | 1 | 1 | 120 | 0 | 0.00 | 0 | 0 | 0 | 0 | 1 | 1 |
| Team totals | | 1 | 1 | 120 | 0 | 0.00 | 0 | 0 | 0 | 0 | 1 | 1 |

2010 LA GALAXY U.S. OPEN CUP STATISTICS

| POS | PLAYER | GP | GS | MIN | G | A | C | E |
|--------------|----------------|----------|----------|------------|----------|----------|----------|----------|
| MID | Juninho | 2 | 0 | 35 | 1 | 0 | 0 | 0 |
| MID | Chris Klein | 2 | 2 | 159 | 1 | 0 | 0 | 0 |
| FWD | Tristan Bowen | 1 | 1 | 73 | 0 | 1 | 0 | 0 |
| MID | Eddie Lewis | 2 | 2 | 180 | 0 | 1 | 0 | 0 |
| MID | Chris Birchall | 1 | 0 | 9 | 0 | 0 | 0 | 0 |
| DEF | Alex Cazumba | 2 | 2 | 180 | 0 | 0 | 1 | 0 |
| DEF | A.J. DeLaGarza | 2 | 2 | 180 | 0 | 0 | 0 | 0 |
| DEF | Sean Franklin | 1 | 0 | 19 | 0 | 0 | 0 | 0 |
| DEF | Omar Gonzalez | 1 | 1 | 90 | 0 | 0 | 0 | 0 |
| FWD | Alan Gordon | 2 | 2 | 180 | 0 | 0 | 1 | 0 |
| FWD | Bryan Jordan | 2 | 2 | 180 | 0 | 0 | 1 | 0 |
| MID | Jovan Kirovski | 2 | 2 | 162 | 0 | 0 | 1 | 0 |
| MID | Dema Kovalenko | 1 | 0 | 21 | 0 | 0 | 0 | 0 |
| DEF | Leonardo | 2 | 2 | 161 | 0 | 0 | 0 | 0 |
| MID | Clint Mathis | 2 | 2 | 171 | 0 | 0 | 0 | 0 |
| GK | Josh Saunders | 2 | 2 | 180 | 0 | 0 | 0 | 0 |
| Total | | 2 | 2 | 180 | 2 | 2 | 4 | 0 |

GAME-WINNING GOALS: Chris Klein 1

GAME-WINNING ASSISTS: Tristan Bowen 1

PENALTY KICKS: None

LA GALAXY RESERVES INDIVIDUAL GOALKEEPING

| POS | GOALKEEPER | GP | GS | MIN | GA | GAA | PG | PA | W | L | T | SO |
|--------------------|---------------|----------|----------|------------|----------|-------------|----------|----------|----------|----------|----------|----------|
| GK | Josh Saunders | 2 | 2 | 180 | 2 | 1.00 | 0 | 0 | 1 | 1 | 0 | 1 |
| Team totals | | 2 | 2 | 180 | 2 | 1.00 | 0 | 0 | 1 | 1 | 0 | 1 |

2011 LA GALAXY STATISTICS – LAMAR HUNT U.S. OPEN CUP



sponsored by  HERBALIFE.

| UNF | POS | PLAYER | GP | GS | MIN | G | A | C | E |
|------------------------|-----|------------------|----------|----------|------------|----------|----------|----------|----------|
| 4 | D | Omar Gonzalez | 1 | 1 | 90 | 1 | 1 | 0 | 0 |
| 17 | F | Adam Cristman | 2 | 1 | 97 | 1 | 0 | 1 | 0 |
| 18 | F | Mike Magee | 1 | 1 | 90 | 1 | 0 | 0 | 0 |
| 8 | M | Chris Birchall | 1 | 1 | 90 | 0 | 1 | 0 | 0 |
| 19 | M | Juninho | 2 | 1 | 104 | 0 | 1 | 0 | 0 |
| 11 | F | Chad Barrett | 1 | 1 | 83 | 0 | 0 | 0 | 0 |
| 3 | D | Gregg Berhalter | 2 | 2 | 180 | 0 | 0 | 1 | 0 |
| 30 | M | Paolo Cardozo | 2 | 2 | 154 | 0 | 0 | 1 | 0 |
| 20 | D | A.J. DeLaGarza | 2 | 2 | 180 | 0 | 0 | 0 | 0 |
| 10 | M | Landon Donovan | 1 | 1 | 75 | 0 | 0 | 0 | 0 |
| 2 | D | Todd Dunivant | 1 | 1 | 90 | 0 | 0 | 0 | 0 |
| 5 | D | Sean Franklin | 1 | 1 | 90 | 0 | 0 | 0 | 0 |
| 16 | M | Hector Jimenez | 1 | 0 | 15 | 0 | 0 | 0 | 0 |
| 27 | M | Bryan Jordan | 2 | 2 | 135 | 0 | 0 | 0 | 0 |
| 7 | M | Jovan Kirovski | 2 | 1 | 76 | 0 | 0 | 0 | 0 |
| 25 | M | Miguel Lopez | 2 | 0 | 71 | 0 | 0 | 0 | 0 |
| 24 | GK | Brian Perk | 1 | 1 | 90 | 0 | 0 | 0 | 0 |
| 12 | GK | Josh Saunders | 1 | 1 | 90 | 0 | 0 | 0 | 0 |
| 26 | M | Michael Stephens | 2 | 2 | 180 | 0 | 0 | 0 | 0 |
| Team Totals | | | 2 | 2 | 180 | 3 | 3 | 3 | 0 |
| Opponent Totals | | | 2 | 2 | 180 | 4 | 4 | 7 | 1 |

GAME-WINNING GOALS: Mike Magee 1

GAME-WINNING ASSISTS: Omar Gonzalez 1

PENALTY KICKS: None

LA GALAXY INDIVIDUAL GOALKEEPING

| UNF | POS | GOALKEEPER | GP | GS | MIN | GA | GAA | PG | PA | W | L | T | SO |
|------------------------|-----|---------------|----------|----------|------------|----------|-------------|----------|----------|----------|----------|----------|----------|
| 24 | GK | Brian Perk | 1 | 1 | 90 | 1 | 1.00 | 0 | 0 | 1 | 0 | 0 | 0 |
| 12 | GK | Josh Saunders | 1 | 1 | 90 | 3 | 3.00 | 0 | 0 | 0 | 1 | 0 | 0 |
| Team Totals | | | 2 | 2 | 180 | 4 | 2.00 | 0 | 0 | 1 | 1 | 0 | 0 |
| Opponent Totals | | | 2 | 2 | 180 | 3 | 1.50 | 0 | 0 | 1 | 1 | 0 | 0 |

2012 LA GALAXY STATISTICS – LAMAR HUNT U.S. OPEN CUP

| UNF | POS | PLAYER | GP | GS | MIN | G | A | C | E |
|------------------------|-----|--------------------|----------|----------|-----------|----------|----------|----------|----------|
| 11 | FWD | Pat Noonan | 1 | 1 | 90 | 1 | 0 | 0 | 0 |
| 9 | FWD | Chad Barrett | 1 | 1 | 64 | 0 | 1 | 0 | 0 |
| 25 | DEF | Rafael Garcia | 1 | 0 | 19 | 0 | 0 | 1 | 0 |
| 35 | DEF | Bryan Gaul | 1 | 1 | 71 | 0 | 0 | 0 | 0 |
| 16 | MID | Hector Jimenez | 1 | 1 | 43 | 0 | 0 | 0 | 0 |
| 6 | FWD | Bryan Jordan | 1 | 0 | 47 | 0 | 0 | 0 | 0 |
| 22 | DEF | Leonardo | 1 | 1 | 90 | 0 | 0 | 0 | 0 |
| 3 | DEF | David Junior Lopes | 1 | 1 | 90 | 0 | 0 | 0 | 0 |
| 18 | FWD | Magee | 1 | 0 | 26 | 0 | 0 | 0 | 0 |
| 21 | DEF | Meyer | 1 | 1 | 90 | 0 | 0 | 0 | 0 |
| 28 | MID | Nakazawa | 1 | 1 | 90 | 0 | 0 | 0 | 0 |
| 8 | MID | Marcelo Sarvas | 1 | 1 | 90 | 0 | 0 | 0 | 0 |
| 26 | MID | Michael Stephens | 1 | 1 | 90 | 0 | 0 | 0 | 0 |
| Team Totals | | | 1 | 1 | 90 | 1 | 1 | 1 | 0 |
| Opponent Totals | | | 1 | 1 | 90 | 2 | 2 | 1 | 0 |

GAME-WINNING GOALS: --

GAME-WINNING ASSISTS: --

PENALTY KICKS: None

LA GALAXY INDIVIDUAL GOALKEEPING

| UNF | POS | GOALKEEPER | GP | GS | MIN | GA | GAA | PG | PA | W | L | T | SO |
|------------------------|-----|---------------|----------|----------|-----------|----------|-------------|----------|----------|----------|----------|----------|----------|
| 1 | GK | Bill Gaudette | 1 | 1 | 90 | 2 | 2.00 | 0 | 0 | 0 | 1 | 0 | 0 |
| Team Totals | | | 1 | 1 | 90 | 2 | 2.00 | 0 | 0 | 0 | 1 | 0 | 0 |
| Opponent Totals | | | 1 | 1 | 90 | 1 | 1.00 | 0 | 0 | 1 | 0 | 0 | 0 |

2012 LA GALAXY U.S. OPEN CUP SCHEDULE

| DAY | DATE | OPPONENT | RESULT | GOALSCORERS |
|-----------------------------|--------|-----------------------|--------|-------------|
| Tuesday | May 29 | at Carolina Railhawks | 1-2 L | Noonan |
| Third Round at WakeMed Park | | | | |

2013 LA GALAXY STATISTICS — LAMAR HUNT U.S. OPEN CUP



sponsored by HERBALIFE.

| UNF | POS | PLAYER | GP | GS | MIN | G | A | C | E |
|------------------------|-----|------------------|----------|----------|-----------|----------|----------|----------|----------|
| 16 | DEF | Héctor Jiménez | 1 | 1 | 90 | 0 | 0 | 0 | 0 |
| 21 | DEF | Tommy Meyer | 1 | 1 | 90 | 0 | 0 | 0 | 0 |
| 22 | DEF | Leonardo | 1 | 1 | 79 | 0 | 0 | 0 | 0 |
| 35 | DEF | Greg Cochrane | 1 | 1 | 90 | 0 | 0 | 0 | 0 |
| 30 | DEF | Chandler Hoffman | 1 | 0 | 11 | 0 | 0 | 0 | 0 |
| 11 | MID | Colin Clark | 1 | 1 | 64 | 0 | 0 | 0 | 0 |
| 34 | MID | Kenney Walker | 1 | 1 | 90 | 0 | 0 | 1 | 0 |
| 25 | MID | Rafael Garcia | 1 | 1 | 90 | 0 | 0 | 0 | 0 |
| 26 | MID | Michael Stephens | 1 | 1 | 90 | 0 | 0 | 0 | 0 |
| 14 | MID | Robbie Rogers | 1 | 0 | 26 | 0 | 0 | 0 | 0 |
| 33 | FWD | Jose Villarreal | 1 | 1 | 90 | 0 | 0 | 0 | 0 |
| 27 | FWD | Charlie Rugg | 1 | 1 | 57 | 0 | 0 | 0 | 0 |
| 29 | MID | Gyasi Zardes | 1 | 0 | 33 | 0 | 0 | 0 | 0 |
| Team Totals | | | 1 | 1 | 90 | 0 | 0 | 1 | 0 |
| Opponent Totals | | | 1 | 1 | 90 | 2 | 0 | 2 | 0 |

GAME-WINNING GOALS: --

GAME-WINNING ASSISTS: --

PENALTY KICKS: None

LA GALAXY INDIVIDUAL GOALKEEPING

| UNF | POS | GOALKEEPER | GP | GS | MIN | GA | GAA | PG | PA | W | L | T | SO |
|------------------------|-----|------------|----------|----------|-----------|----------|-------------|----------|----------|----------|----------|----------|----------|
| 12 | GK | Brian Rowe | 1 | 1 | 90 | 2 | 2.00 | 0 | 0 | 0 | 1 | 0 | 0 |
| Team Totals | | | 1 | 1 | 90 | 2 | 2.00 | 0 | 0 | 0 | 1 | 0 | 0 |
| Opponent Totals | | | 1 | 1 | 90 | 0 | 0 | 0 | 0 | 1 | 0 | 0 | 1 |

2013 LA GALAXY U.S. OPEN CUP SCHEDULE

| DAY | DATE | OPPONENT | RESULT |
|------------------------------------|--------|--------------------|--------|
| Wednesday | May 29 | Carolina Railhawks | L 0-2 |
| Third Round at WakeMed Soccer Park | | | |

2014 LA GALAXY STATISTICS — LAMAR HUNT U.S. OPEN CUP

| UNF | POS | PLAYER | GP | GS | MIN | G | A | C | E |
|-----|-----|------------------------|----------|----------|------------|----------|----------|----------|----------|
| 20 | D | A.J. DeLaGarza | 2 | 2 | 210 | 0 | 0 | 1 | 0 |
| 10 | M | Landon Donovan | 1 | 1 | 56 | 0 | 0 | 0 | 0 |
| 16 | F | Rob Friend | 1 | 1 | 69 | 0 | 0 | 0 | 0 |
| 33 | D | Dan Gargan | 1 | 1 | 90 | 0 | 0 | 0 | 0 |
| 30 | F | Chandler Hoffman | 1 | 0 | 78 | 0 | 0 | 0 | 0 |
| 6 | M | Baggio Husidic | 2 | 1 | 133 | 0 | 0 | 0 | 0 |
| 24 | M | Stefan Ishizaki | 2 | 2 | 167 | 0 | 1 | 0 | 0 |
| 19 | M | Juninho | 2 | 2 | 210 | 0 | 0 | 0 | 0 |
| 7 | F | Robbie Keane | 1 | 1 | 120 | 0 | 0 | 0 | 0 |
| 22 | D | Leonardo | 1 | 1 | 120 | 0 | 0 | 0 | 0 |
| 21 | D | Tommy Meyer | 1 | 1 | 90 | 0 | 0 | 0 | 0 |
| 28 | D | Kofi Opare | 1 | 1 | 120 | 0 | 0 | 0 | 0 |
| 14 | D | Robbie Rogers | 2 | 2 | 210 | 0 | 1 | 1 | 0 |
| 9 | F | Samuel | 2 | 0 | 29 | 0 | 0 | 0 | 0 |
| 8 | M | Marcelo Sarvas | 2 | 1 | 127 | 0 | 0 | 1 | 0 |
| 34 | M | Kenney Walker | 2 | 1 | 85 | 0 | 0 | 0 | 0 |
| 11 | F | Gyasi Zardes | 2 | 2 | 186 | 2 | 0 | 0 | 0 |
| | | Team Totals | 2 | 2 | 210 | 2 | 0 | 3 | 0 |
| | | Opponent Totals | 2 | 2 | 210 | 2 | 1 | 3 | 0 |

GAME-WINNING GOALS: Gyasi Zardes

GAME-WINNING ASSISTS: Stefan Ishizaki

PENALTY KICKS: None

LA GALAXY U.S. OPEN CUP INDIVIDUAL GOALKEEPING

| UNF | POS | GOALKEEPER | GP | GS | MIN | GA | GAA | PG | PA | W | L | T | SO |
|-----|-----|------------------------|----------|----------|------------|----------|-------------|----------|----------|----------|----------|----------|----------|
| 18 | GK | Jaime Penedo | 2 | 2 | 210 | 2 | 1.00 | 0 | 0 | 1 | 1 | 0 | 0 |
| | | Team Totals | 2 | 2 | 210 | 2 | 1.00 | 0 | 0 | 1 | 1 | 0 | 0 |
| | | Opponent Totals | 2 | 2 | 210 | 2 | 1.00 | 0 | 0 | 1 | 1 | 0 | 1 |



sponsored by HERBALIFE

CONCACAF CHAMPIONS LEAGUE

Starting in August 2008, CONCACAF debuted the CONCACAF Champions League to decide who would be crowned the best club team in the region and represent CONCACAF in the FIFA World Club Cup.

The Galaxy were first entered in the CONCACAF Champions League in July 2010. As the reigning MLS Cup runner-up, the Galaxy were drawn into the Preliminary Round of the competition, where they met the Puerto Rico Islanders. LA were shocked in the first leg at home, losing 4-1, leaving them an uphill climb heading into the second leg on the road in Puerto Rico. The Galaxy were able to win that game 2-1 with Sean Franklin scoring the game-winning-goal for his first-ever goal for the club, but it was not enough and LA were eliminated by a score of 5-3 on aggregate.

After winning the Supporters' Shield in 2010, Bruce Arena's squad once again qualified for the Champions League, this time bypassing the Preliminary Round and being drawn into Group A of the 2011/12 edition of the competition with LD Alajuelense of Costa Rica, Club Motagua of Honduras and Monarcas Morelia from Mexico.

LA quickly raced out to the top spot in the group, winning home games over Motagua and Alajuelense before heading to Mexico to face Morelia. Looking for their first-ever win in Mexico in an official game, the Galaxy led 1-0 and appeared to take a 2-1 lead in the 90th minute, only to see Robbie Keane's goal waved off at one end of the field while the hosts went down the field and scored a winner of their own, stealing three points from the Galaxy.

Another road loss, this time to Alajuelense in Costa Rica, left the Galaxy in need of a win at home against Morelia in order to stay alive in the competition. They were able to get just that with Juninho scoring early in second half stoppage time to give LA a 2-1 victory. That win allowed the Galaxy to go to Honduras for the final group game knowing that a win would see them become just the second MLS team to win their group in the competition. Juninho was once again the hero, scoring a first half goal to give LA the 1-0 win that allowed them to finish in first place in the group on tiebreakers and advance to the quarterfinals.

However, that would be as far as the Galaxy would go as they were eliminated 4-3 on aggregate by Toronto FC. Mike Magee and Landon Donovan helped LA erase a 2-0 deficit in the first leg in Toronto to claim a 2-2 draw, only for the Galaxy to fall 2-1 in the return leg at The Home Depot Center a week later, handing the club their first home loss in more than 16 months and knocking them out of the Champions League..

As a result of winning MLS Cup 2011, the Galaxy qualified for the Champions League for a third straight season, facing Isidro Metapan of El Salvador and the Puerto Rico Islanders in the Group Stage of the newly formatted tournament. A pair of home wins to open group play set LA on their way to a 3-0-1 record, which was good for the top spot in Group 5 and a berth in the Champions League Quarterfinals. LA outscored their opponents 12-4 in the four games with Jack McBean scoring a team-high three goals while Juninho and Michael Stephens added two each and Brian Perk kept two clean sheets in his three appearances.

In the quarterfinals, the Galaxy knocked off CS Herediano of Costa Rica, winning the series 4-1 on aggregate. A 0-0 draw in the first leg in Costa Rica on March 7 set the stage for the all important second leg at The Home Depot Center six days later. In that game, Omar Gonzalez gave LA a 1-0 lead heading into halftime before Jose Villarreal and Robbie Keane scored second half goals to put the game, and the series out of reach. Herediano pulled a goal back in the 85th minute before Jack McBean completed the scoring with a stoppage time tally, sending the Galaxy through to the semifinals for the first time ever.

There, the Galaxy will face the two-time Champions League winners Monterrey. The first leg will be played at The Home Depot Center on April 3 with the return leg a week later on April 10 at Monterrey's Estadio Tecnológico. The winner of the series will advance to the Champions League Finals, where they will face the winner of the series between Santos Laguna of Mexico and Seattle Sounders FC. If the Galaxy become the second MLS team ever to reach the Champions League Finals, they would be on the road for the first leg on April 24 before hosting the second leg at The Home Depot Center on May 1.

In addition to playing in the 2012-13 Champions League, the Galaxy have also qualified for the 2013-14 edition of the tournament, with the draw to be held early in the summer.

2014 CCL BOX SCORES

LA GALAXY 1 VS TIJUANA XOLOS 0

WEDNESDAY MARCH 12, 2014

STUBHUB CENTER – CARSON, CA.

Scoring Summary:

LA - Samuel 11'

Misconduct Summary:

LA – Gyasi Zardes 32' (Yellow Card)

LA – Omar Gonzalez 55' (Yellow Card)

LA – Marcelo Sarvas 90' (Yellow Card)

LA Galaxy: Jaime Penedo ; A.J. DeLaGarza, Omar Gonzalez, Leonardo, James Riley; Gyasi Zardes, Marcelo Sarvas, Juninho (Baggio Husidic 85'); Landon Donovan, Samuel (Stephan Ishizaki 70'), Robbie Keane

LA Galaxy 2 @ Tijuana Xolos 4

TUESDAY MARCH 18, 2014

ESTADIO CALIENTE – TIJUANA, B.C., MEXICO

SCORING SUMMARY:

TJ – Jaimen Ayovi 2'

TJ – Jaimen Ayovi 9'

TJ – Dario Benedetto 27'

LA – Robbie Keane 47'

TJ – Richard Ruiz 82'

LA – Robbie Keane 85'

Misconduct Summary:

LA – James Riley 25' (Yellow Card)

LA – Marcelo Sarvas 53' (Yellow Card)

TJ – Greg Garza 62' (Yellow Card)

TJ – Cirilo Saucedo 90' (Yellow Card)

LA Galaxy: Jaime Penedo; A.J. DeLaGarza, Omar Gonzalez, Leonardo, James Riley (Todd Dunivant 46'); Gyasi Zardes (Stefan Ishizaki 69'), Marcelo Sarvas, Juninho, Landon Donovan; Robbie Keane, Samuel (Rob Friend 46')

Substitutes Not Used: Brian Perk, Tommy Meyer, Baggio Husidic, Chandler Hoffman



sponsored by  HERBALIFE

ALL TIME CHAMPIONS CUP BOXES

2006

CHAMPIONS CUP QUARTERFINALS – FEBRUARY 23, 2006

FIRST LEG

LA GALAXY 0, DEPORTIVO SAPRISSA (CRC) 0

THE HOME DEPOT CENTER – CARSON, CALIF.

SCORING SUMMARY:

LA – None

DS – None

LA Lineup: Kevin Hartman; Troy Roberts, Ugo Ihemelu, Tyrone Marshall, Nathan Sturgis; Cobi Jones, Marcelo Saragosa (Alan Gordon 75'), Peter Vagenas, Guillermo Gonzalez (Josh Gardner 46'), Herculez Gomez, Landon Donovan.

CHAMPIONS CUP QUARTERFINALS – MARCH 8, 2006

SECOND LEG

LA GALAXY 2, DEPORTIVO SAPRISSA (CRC) 3 (AFTER EXTRA TIME)

(DEPORTIVO SAPRISSA WIN SERIES 3-2 ON AGGREGATE)

ESTADIO RICARDO SAPRISSA AYMÁ – SAN JOSE, COSTA RICA

SCORING SUMMARY:

LA – Josh Gardner 20'; Landon Donovan 40'

DS – Walter Centeno 46'; Alonso Solis 56'; Reynaldo Parks 95'

LA Lineup: Kevin Hartman; Chris Albright, Tyrone Marshall, Ugo Ihemelu, Nathan Sturgis (Alan Gordon 103'); Peter Vagenas, Marcelo Saragosa (Brian Dunseth 66'), Cobi Jones (Ednaldo Da Conceicao 81'), Josh Gardner, Herculez Gomez, Landon Donovan.

2003

CHAMPIONS CUP ROUND OF 16 – MARCH 16, 2003

FIRST LEG

LA GALAXY 2, CD MOTAGUA (HON) 2

ESTADIO TIBURCIO CARIAS ANDINO – TEGUCIGALPA, HONDURAS

SCORING SUMMARY:

LA – Carlos Ruiz 21'; Alexi Lalas 68'

MOT – Amado Guevara 33'; Amado Guevara 85'

LA Lineup: Kevin Hartman; Danny Califf, Ezra Hendrickson, Hong Myung-Bo, Alexi Lalas, Tyrone Marshall; Simon Elliott, Cobi Jones, Sasha Victorine; Chris Albright (Alex Pineda Chacon 70'), Carlos Ruiz.

CHAMPIONS CUP ROUND OF 16 – MARCH 23, 2003

SECOND LEG

LA GALAXY 1, CD MOTAGUA (HON) 0

(GALAXY WIN SERIES 3-2 ON AGGREGATE)

TITAN STADIUM – FULLERTON, CALIF.

SCORING SUMMARY:

LA – Alexi Lalas 72'

MOT – None

LA Lineup: Kevin Hartman; Danny Califf, Ezra Hendrickson, Hong Myung-Bo, Alexi Lalas, Tyrone Marshall; Simon Elliott, Alex Pineda Chacon (Mauricio Cienfuegos 63'), Sasha Victorine; Chris Albright (Gavin Ginton 72'), Cobi Jones.

CHAMPIONS CUP QUARTERFINALS – APRIL 9, 2003

FIRST LEG

LA GALAXY 1, NECAXA (MEX) 4

TITAN STADIUM – FULLERTON, CALIF.

SCORING SUMMARY:

LA – Alex Pineda Chacon 36'

NEC – Juan Franco 27'; Juan Franco 51'; Luis Roberto Alves 81'; Miguel Larrosa 87'

LA Lineup: Kevin Hartman; Ezra Hendrickson, Hong Myung-Bo (Carlos Ruiz 82'), Alexi Lalas, Tyrone Marshall; Peter Vagenas, Simon Elliott, Sasha Victorine, Cobi Jones; Chris Albright (Gavin Ginton 61'), Alex Pineda Chacon (Mauricio Cienfuegos 64').

CHAMPIONS CUP QUARTERFINALS – APRIL 16, 2003

SECOND LEG

LA GALAXY 1, NECAXA (MEX) 2

(NECAXA WIN SERIES 6-2 ON AGGREGATE)

ESTADIO OLIMPICO DE AGUASCALIENTES – AGUASCALIENTES, MEXICO

SCORING SUMMARY:

LA – Chris Albright 19'

NEC – Missael Espinoza 44'; Missael Espinoza 67'

LA Lineup: Kevin Hartman; Danny Califf, Hong Myung-Bo, Alexi Lalas (Ezra Hendrickson 59'); Jose Retiz, Jesus Ochoa (Sasha Victorine 46'), Peter Vagenas, Mauricio Cienfuegos (Cobi Jones 64'); Chris Albright, Alejandro Moreno, Carlos Ruiz.

2000

CHAMPIONS CUP QUARTERFINALS – JANUARY 17, 2001

LA GALAXY 0, REAL ESPAÑA (HON) 0

(GALAXY WIN 5-3 ON PENALTIES)

TITAN STADIUM – FULLERTON, CALIF.

SCORING SUMMARY:

LA – None

RE – None

LA Lineup: Kevin Hartman; Paul Caligiuri, Greg Vanney, Alexi Lalas, Ezra Hendrickson; Zak Ibsen (Brian Kelly 74'), Simon Elliott, Peter Vagenas, Mauricio Cienfuegos, Adam Frye (Sasha Victorine 71'); Cobi Jones.

CHAMPIONS CUP SEMIFINALS – JANUARY 19, 2001

LA GALAXY 1, D.C. UNITED (USA) 1

(GALAXY WIN 4-2 ON PENALTIES)

LOS ANGELES MEMORIAL COLISEUM – LOS ANGELES, CALIF.

SCORING SUMMARY:

LA – Greg Vanney 29' (penalty kick)

DC – Marco Etcheverry 48' (penalty kick)

LA Lineup: Kevin Hartman; Paul Caligiuri, Greg Vanney, Alexi Lalas, Ezra Hendrickson; Zak Ibsen (Brian Kelly 88'), Simon Elliott, Peter Vagenas, Mauricio Cienfuegos, Adam Frye (Sasha Victorine 62'); Cobi Jones.

CHAMPIONS CUP FINAL – JANUARY 21, 2001

LA GALAXY 3, CD OLIMPIA (HON) 2

LOS ANGELES MEMORIAL COLISEUM – LOS ANGELES, CALIF.

SCORING SUMMARY:

LA – Ezra Hendrickson 36'; Cobi Jones 38'; Ezra Hendrickson 78'

CDO – Danilo Tosello 34'; Robert Lima 51'

LA Lineup: Kevin Hartman; Paul Caligiuri, Greg Vanney, Alexi Lalas, Ezra Hendrickson; Zak Ibsen, Simon Elliott, Peter Vagenas, Mauricio Cienfuegos (Brian Kelly 92+), Adam Frye (Sasha Victorine 60'); Cobi Jones.

1999

NORTH ZONE PLAYOFF PLAY-IN GAME – AUGUST 18, 1999

LA GALAXY 1, NECAXA (MEX) 1

(NECAXA WINS 4-3 ON PENALTIES)

ROSE BOWL – PASADENA, CALIF.

SCORING SUMMARY:

LA – Ezra Hendrickson 2'

NEC – David Oliva 71'

LA Lineup: Kevin Hartman; Ezra Hendrickson (Joe Franchino 105'), Paul Caligiuri, Robin Fraser, Greg Vanney; Danny Pena, Zak Ibsen (Marvin Quijano 70'), Simon Elliott (Steve Jolley 105'), Mauricio Cienfuegos; Cobi Jones, Carlos Hermosillo.

1997

NORTH AMERICAN ZONE PLAYOFF – JULY 30, 1997

LA GALAXY 4, SANTOS LAGUNA (MEX) 1

ROSE BOWL – PASADENA, CALIF.

SCORING SUMMARY:

LA – Mauricio Cienfuegos 64'; Eduardo Hurtado 65'; Martin Machon 80'; Welton 84'

SL – Nicolas Ramirez 70'

LA Lineup: Jorge Campos; Danny Peña, Robin Fraser, Paul Caligiuri, Greg Vanney; Martin Machon, Guillermo Jara (Gerardo Laterza 85'), Cobi Jones, Mauricio Cienfuegos; Harut Karapetyan (Welton 76'), Eduardo Hurtado.

CHAMPIONS CUP QUARTERFINALS – AUGUST 12, 1997

LA GALAXY 2, LUIS ÁNGEL FIRPO (SLV) 0

RFK STADIUM – WASHINGTON D.C.

SCORING SUMMARY:

LA – Welton 45'; Eduardo Hurtado 78'

LAF – None

LA Lineup: Jorge Campos, Jose Vasquez, Paul Caligiuri, Danny Pena, Greg Vanney; Gerardo Laterza (Kevin Hartman 46'), Martin Machon, Guillermo Jara (Welton 34'), Cobi Jones, Eduardo Hurtado, Harut Karapetyan (Peter Lak 62').

CHAMPIONS CUP SEMIFINALS – AUGUST 22, 1997

LA GALAXY 1, D.C. UNITED (USA) 0

RFK STADIUM – WASHINGTON D.C.

SCORING SUMMARY:

LA – Cobi Jones 10'

DC – None

LA Lineup: Jorge Campos; Paul Caligiuri, Danny Pena, Robin Fraser, Greg Vanney; Cobi Jones, Martin Machon (Peter Lak 88'), Chris Armas (Ezra Hendrickson 57'), Mauricio Cienfuegos, Jose Botello; Eduardo Hurtado.

CHAMPIONS CUP FINAL – AUGUST 24, 1997

LA GALAXY 3, CRUZ AZUL (MEX) 5

RFK STADIUM – WASHINGTON D.C.

SCORING SUMMARY:

LA – Eduardo Hurtado 8'; Eduardo Hurtado 14'; Jorge Campos 78'

CA – Benjamin Galindo 31' (penalty kick); Johan Rodriguez 32'; Hector Adomaitis 36'; Carlos Hermosillo 62'; Carlos Hermosillo 66'

LA Lineup: Jorge Campos; Paul Caligiuri, Dan Calichman, Robin Fraser, Greg Vanney; Cobi Jones, Martin Machon (Ezra Hendrickson 73'), Danny Pena, Mauricio Cienfuegos (Jose Botello 22'), Chris Armas (Kevin Hartman 46'), Eduardo Hurtado.

ALL TIME CHAMPIONS LEAGUE BOXES

2013-14

CHAMPIONS LEAGUE QUARTERFINAL – MARCH 12, 2014

FIRST LEG

LA GALAXY 1, CLUB TIJUANA 0

STUBHUB CENTER – CARSON, CALIF.

SCORING SUMMARY:

LA – Samuel 11' (Assisted by Robbie Keane and Marcelo Sarvas)

TJ – None

LA Lineups : Jaime Penedo; A.J. DeLaGarza, Omar Gonzalez, Leonardo, James Riley; Gyasi Zardes, Marcelo Sarvas, Juninho (Baggio Husidic 84'), Landon Donovan; Robbie Keane, Samuel (Stefan Ishizaki 69')

CHAMPIONS LEAGUE QUARTERFINAL – MARCH 12, 2014

SECOND LEG

LA GALAXY 2, CLUB TIJUANA 4

ESTADIO CALIENTE – TIJUANA MEXICO

SCORING SUMMARY:

TJ – Jaimen Ayovi 2'

TJ – Jaimen Ayovi 9'

TJ – Dario Benedetto 27'

LA – Robbie Keane 47'

TJ – Richard Ruiz 82'

LA – Robbie Keane 85'

LA Lineups: Jaime Penedo; A.J. DeLaGarza, Omar Gonzalez, Leonardo, James Riley (Todd Dunivant 46'); Gyasi Zardes (Stefan Ishizaki 69'), Marcelo Sarvas, Juninho, Landon Donovan; Robbie Keane, Samuel (Rob Friend 46')

2012-13

CHAMPIONS LEAGUE GROUP STAGE – AUGUST 23, 2012

GROUP 5 – ROUND 2

LA GALAXY 5, ISIDRO METAPAN (SLV) 2

THE HOME DEPOT CENTER – CARSON, CALIF.

SCORING SUMMARY:

LA – Own Goal (Jose Alvarado) 20', Robbie Keane 22', David Beckham 46+, Juninho 82', Juninho 93+

MET – Nicolas Munoz 17', Nicolas Munoz 87'

LA Lineup: Josh Saunders; Sean Franklin, Omar Gonzalez, A.J. DeLaGarza, Todd Dunivant; Marcelo Sarvas (Bryan Gaul 85'), Juninho, David Beckham (Michael Stephens 80'), Mike Magee; Jose Villarreal (Hector Jimenez 63'), Robbie Keane.

CHAMPIONS LEAGUE GROUP STAGE – AUGUST 29, 2012

GROUP 5 – ROUND 3

LA GALAXY 4, PUERTO RICO ISLANDERS (PR) 0

THE HOME DEPOT CENTER – CARSON, CALIF.

SCORING SUMMARY:

LA – Tommy Meyer 7', Jose Villarreal 46', Jack McBean 80', Michael Stephens 82'

PR – None

LA Lineup: Brian Perk; Hector Jimenez, Andrew Boyens, Tommy Meyer, Bryan Gaul; Pat Noonan (Edson Buddle 71'), Rafael Garcia, Kenney Walker, Michael Stephens; Jose Villarreal (Sean Franklin 52'), Jack McBean (Marcelo Sarvas 82').

CHAMPIONS LEAGUE GROUP STAGE – SEPTEMBER 19, 2012

GROUP 5 – ROUND 4

LA GALAXY 0 PUERTO RICO ISLANDERS (PR) 0

JUAN RAMON LOUBRIEL STADIUM – BAYAMON, PUERTO RICO

SCORING SUMMARY:

LA – None

PR – None



sponsored by HERBALIFE

LA Lineup: Brian Perk; Hector Jimenez, Andrew Boyens, Tommy Meyer, Bryan Gaul; Pat Noonan (Landon Donovan 60'), Rafael Garcia, Kenney Walker (Juninho 80'), Michael Stephens; Jose Villarreal (Marcelo Sarvas 66'), Edson Buddle.

CHAMPIONS LEAGUE GROUP STAGE – OCTOBER 25, 2012

GROUP 5 – ROUND 6

LA GALAXY 3, ISIDRO METAPAN (SLV) 2

ESTADIO JORGE CALERO SUAREZ – METAPAN, EL SALVADOR

SCORING SUMMARY:

LA – Jack McBean 38', Jack McBean 62', Michael Stephens 80'

MET – Rodolfo Suarez 55, Nicolas Munoz 67'

LA Lineup: Brian Perk; Bryan Jordan (Marcelo Sarvas 60'), Andrew Boyens, Tommy Meyer, Bryan Gaul; Hector Jimenez, Rafael Garcia, Kenney Walker, Michael Stephens; Pat Noonan (Dan Keat 86'), Jack McBean.

2011-12

CHAMPIONS LEAGUE GROUP STAGE – AUGUST 16, 2011

GROUP A – ROUND 1

LA GALAXY 2, CLUB MOTAGUA (HON) 0

THE HOME DEPOT CENTER – CARSON, CALIF.

SCORING SUMMARY:

LA – Adam Cristman 12', Landon Donovan 60'

MOT – None

LA Lineup: Josh Saunders; A.J. DeLaGarza, Omar Gonzalez, Gregg Berhalter, Todd Dunivant; Sean Franklin (Chris Birchall 84'), David Beckham (Michael Stephens 76'), Juninho, Mike Magee (Miguel Lopez 88'); Landon Donovan, Adam Cristman.

CHAMPIONS LEAGUE GROUP STAGE – AUGUST 25, 2011

GROUP A – ROUND 2

LA GALAXY 2, LD ALAJUELENSE (CRC) 0

THE HOME DEPOT CENTER – CARSON, CALIF.

SCORING SUMMARY:

LA – Omar Gonzalez 41', Chad Barrett 77'

LDA – None

LA Lineup: Josh Saunders; A.J. DeLaGarza, Omar Gonzalez, Gregg Berhalter (Sean Franklin 27'), Todd Dunivant; Landon Donovan, David Beckham, Juninho (Sent Off 88'), Mike Magee; Robbie Keane (Chris Birchall 91+), Adam Cristman (Chad Barrett 71').

CHAMPIONS LEAGUE GROUP STAGE – SEPTEMBER 13, 2011

GROUP A – ROUND 3

LA GALAXY 1, MONARCAS MORELIA (MEX) 2

ESTADIO MORELOS – MORELIA, MICHOACAN, MEXICO

SCORING SUMMARY:

LA – Robbie Keane 52'

MOR – Adrian Aldrete 83', Miguel Sabah 92+

LA Lineup: Josh Saunders; Frankie Hejduk, Omar Gonzalez, A.J. DeLaGarza, Todd Dunivant; Mike Magee (Bryan Jordan 77'), Chris Birchall (Jovan Kirovski 87'), Michael Stephens, Landon Donovan; Robbie Keane, Adam Cristman (Chad Barrett 64').

CHAMPIONS LEAGUE GROUP STAGE – SEPTEMBER 21, 2011

GROUP A – ROUND 4

LA GALAXY 0, LD ALAJUELENSE (CRC) 1

ESTADIO MORERA SOTO – ALAJUELA, COSTA RICA

SCORING SUMMARY:

LA – None

LDA – Pedro Gabas 28'

LA Lineup: Josh Saunders; Bryan Jordan, Omar Gonzalez, A.J. DeLaGarza, Todd Dunivant; Mike Magee, David Beckham, Juninho (Paolo Cardozo 68'), Landon Donovan; Robbie Keane, Chad Barrett (Adam Cristman 62').

CHAMPIONS LEAGUE GROUP STAGE – SEPTEMBER 28, 2011

GROUP A – ROUND 5

LA GALAXY 2, MONARCAS MORELIA (MEX) 1

THE HOME DEPOT CENTER – CARSON, CALIF.

SCORING SUMMARY:

LA – Mike Magee 21', Juninho 91+

MOR – Rafael Marquez Lugo 60'

LA Lineup: Josh Saunders; Frankie Hejduk (Hector Jimenez 72'), Omar Gonzalez, A.J. DeLaGarza, Todd Dunivant; Juninho, Michael Stephens, Landon Donovan, Mike Magee (Bryan Jordan 46'); Paolo Cardozo, Adam Cristman (Chad Barrett 68').

CHAMPIONS LEAGUE GROUP STAGE – OCTOBER 20, 2011

GROUP A – ROUND 6

LA GALAXY 1, CLUB MOTAGUA (HON) 0

ESTADIO NACIONAL – TEGUCIGALPA, HONDURAS

SCORING SUMMARY:

LA – Juninho 29'

MOT – None

LA Lineup: Josh Saunders; Frankie Hejduk, Omar Gonzalez, A.J. DeLaGarza, Todd Dunivant; Mike Magee, Juninho, David Beckham, Paolo Cardozo; Miguel Lopez (Landon Donovan 69'), Chad Barrett (Chris Birchall 64').

CHAMPIONS LEAGUE QUARTERFINALS – MARCH 7, 2012

QUARTERFINALS – FIRST LEG

LA GALAXY 2, TORONTO FC (CAN) 2

ROGERS CENTRE – TORONTO, ONTARIO, CANADA

SCORING SUMMARY:

LA – Mike Magee 29', Landon Donovan 88'

TOR – Ryan Johnson 12', Luis Silva 17'

LA Lineup: Josh Saunders; Sean Franklin, Andrew Boyens (Michael Stephens 87'), A.J. DeLaGarza, Todd Dunivant; Landon Donovan, Juninho (Chad Barrett 87'), David Beckham, Mike Magee; Robbie Keane, Edson Buddle.

CHAMPIONS LEAGUE QUARTERFINALS – MARCH 14, 2012

QUARTERFINALS – SECOND LEG

LA GALAXY 1, TORONTO FC (CAN) 2

(TORONTO FC WIN SERIES 4-3 ON AGGREGATE)

THE HOME DEPOT CENTER – CARSON, CALIF.

SCORING SUMMARY:

LA – Own Goal (Ty Harden) 55'

TOR – Ryan Johnson 34', Nick Soolsma 67'

LA Lineup: Josh Saunders; Sean Franklin (Dan Keat 72'), Tommy Meyer (Chad Barrett 84'), A.J. DeLaGarza, Todd Dunivant; Landon Donovan, Juninho, David Beckham, Mike Magee (Paolo Cardozo 73'); Robbie Keane, Edson Buddle.

2010-11

CHAMPIONS LEAGUE PRELIMINARY ROUND – JULY 27, 2010

FIRST LEG

LA GALAXY 1, PUERTO RICO ISLANDERS (PR) 4

THE HOME DEPOT CENTER – CARSON, CALIF.

SCORING SUMMARY:

LA – Own Goal (Richard Martinez) 83'

PR – David Foley 26'; Nicolas Adlery 45'; Josh Hansen 55'; Nicolas Adlery 81'

LA Lineup: Josh Saunders; A.J. DeLaGarza (Michael Stephens 39'), Leonardo, Gregg Berhalter (Tristan Bowen 64'), Eddie Lewis; Chris Birchall, Sean Franklin, Juninho, Landon Donovan; Edson Buddle, Alan Gordon (Alex Cazumba 64').

CHAMPIONS LEAGUE PRELIMINARY ROUND – AUGUST 4, 2010

SECOND LEG

LA GALAXY 2, PUERTO RICO ISLANDERS (PR) 1

(PUERTO RICO ISLANDERS WIN SERIES 5-3 ON AGGREGATE)

JUAN RAMON LOUBRIEL STADIUM – BAYAMON, PUERTO RICO

SCORING SUMMARY:

LA – Own Goal (Marco Velez) 37'; Sean Franklin 84'

PR – David Foley 33'

LA Lineup: Donovan Ricketts; Sean Franklin, Omar Gonzalez, Leonardo, Todd Dunivant; Dema Kovalenko, Bryan Jordan (Alan Gordon 57'), Landon Donovan, Alex Cazumba (Eddie Lewis 82'); Edson Buddle, Tristan Bowen (Mike Magee 68').



2014 LA GALAXY CONCACAF CHAMPIONS LEAGUE STATISTICS

| UNF | POS | PLAYER | GP | GS | MIN | G | C | E |
|-----|-----|------------------------|----------|----------|------------|----------|----------|----------|
| 7 | F | Robbie Keane | 2 | 2 | 180 | 2 | 0 | 0 |
| 9 | F | Samuel Rosa | 2 | 2 | 114 | 1 | 0 | 0 |
| 10 | M | Landon Donovan | 2 | 2 | 180 | 0 | 0 | 0 |
| 19 | M | Juninho | 2 | 2 | 174 | 0 | 0 | 0 |
| 8 | M | Marcelo Sarvas | 2 | 2 | 180 | 0 | 2 | 0 |
| 11 | F | Gyasi Zardes | 2 | 2 | 159 | 0 | 1 | 0 |
| 20 | D | A.J. DeLaGarza | 2 | 2 | 180 | 0 | 0 | 0 |
| 26 | D | James Riley | 2 | 2 | 136 | 0 | 1 | 0 |
| 4 | D | Omar Gonzalez | 2 | 2 | 180 | 0 | 1 | 0 |
| 22 | D | Leonardo | 2 | 2 | 180 | 0 | 0 | 0 |
| 18 | GK | Jaime Penedo | 2 | 2 | 180 | 0 | 0 | 0 |
| 2 | D | Todd Dunivant | 1 | 0 | 44 | 0 | 0 | 0 |
| 24 | M | Stefan Ishizaki | 2 | 0 | 42 | 0 | 0 | 0 |
| 6 | M | Baggio Husidic | 1 | 0 | 5 | 0 | 0 | 0 |
| 16 | F | Rob Friend | 1 | 0 | 45 | 0 | 0 | 0 |
| | | Team Totals | 2 | 2 | 180 | 3 | 5 | 0 |
| | | Opponent Totals | 2 | 2 | 180 | 4 | 5 | 0 |

GAME-WINNING GOALS: Samuel Rosa 1

LA GALAXY CONCACAF CHAMPIONS LEAGUE INDIVIDUAL GOALKEEPING

| UNF | POS | GOALKEEPER | GP | GS | MIN | GA | GAAPG | PA | W | L | T | SO |
|-----|-----|------------------------|----------|----------|------------|----------|---------------|----------|----------|----------|----------|----------|
| 18 | GK | Jaime Penedo | 2 | 2 | 180 | 4 | 1.00 0 | 0 | 1 | 1 | 0 | 1 |
| | | Team Totals | 2 | 2 | 180 | 4 | 1.00 0 | 0 | 1 | 1 | 0 | 1 |
| | | Opponent Totals | 2 | 2 | 180 | 3 | 1.50 0 | 0 | 1 | 1 | 0 | 0 |



sponsored by HERBALIFE.

LA GALAXY VS. CHICAGO FIRE

ALL-TIME REGULAR-SEASON RESULTS

LA Galaxy record: 19-15-5
Home games: 10-6-3 (27 GF, 20 GA)
Road games: 9-9-2 (24 GF, 25 GA)

| | | | | | |
|------------|----|----------|---|-----|-----------------------|
| 05/20/1998 | LA | 1 at CHI | 3 | L | Soldier Field |
| 05/30/1998 | LA | 1 vs CHI | 1 | SOL | Rose Bowl |
| 08/08/1998 | LA | 2 at CHI | 1 | W | Soldier Field |
| 09/27/1998 | LA | 1 vs CHI | 0 | W | Rose Bowl |
| 04/17/1999 | LA | 0 at CHI | 1 | L | Soldier Field |
| 06/12/1999 | LA | 2 vs CHI | 1 | W | Rose Bowl |
| 07/31/1999 | LA | 1 at CHI | 0 | W | Soldier Field |
| 09/11/1999 | LA | 1 vs CHI | 0 | W | Rose Bowl |
| 06/21/2000 | LA | 1 vs CHI | 1 | T | (20T) Rose Bowl |
| 08/19/2000 | LA | 1 at CHI | 2 | L | Soldier Field |
| 05/30/2001 | LA | 4 at CHI | 3 | W | Soldier Field |
| 08/25/2001 | LA | 1 vs CHI | 3 | L | Rose Bowl |
| 04/06/2002 | LA | 2 vs CHI | 1 | W | (OT) Rose Bowl |
| 05/11/2002 | LA | 1 at CHI | 0 | W | Cardinal Stadium |
| 06/08/2002 | LA | 1 vs CHI | 0 | W | Rose Bowl |
| 09/07/2002 | LA | 2 at CHI | 1 | W | Cardinal Stadium |
| 08/20/2003 | LA | 0 at CHI | 1 | L | Cardinal Stadium |
| 09/13/2003 | LA | 0 vs CHI | 2 | L | The Home Depot Center |
| 10/04/2003 | LA | 0 at CHI | 2 | L | Cardinal Stadium |
| 06/12/2004 | LA | 3 vs CHI | 2 | W | The Home Depot Center |
| 06/27/2004 | LA | 1 at CHI | 0 | W | Soldier Field |
| 08/21/2004 | LA | 1 vs CHI | 1 | T | The Home Depot Center |
| 08/13/2005 | LA | 1 at CHI | 2 | L | Soldier Field |
| 09/04/2005 | LA | 1 vs CHI | 2 | L | The Home Depot Center |
| 04/08/2006 | LA | 1 vs CHI | 1 | T | The Home Depot Center |
| 09/23/2006 | LA | 1 at CHI | 2 | L | Toyota Park |
| 07/04/2007 | LA | 2 vs CHI | 0 | W | The Home Depot Center |
| 10/21/2007 | LA | 0 at CHI | 1 | L | Toyota Park |
| 08/21/2008 | LA | 0 vs CHI | 1 | L | The Home Depot Center |
| 09/25/2008 | LA | 1 at CHI | 3 | L | Toyota Park |
| 08/19/2009 | LA | 2 at CHI | 0 | W | Toyota Park |
| 10/02/2009 | LA | 1 vs CHI | 0 | W | The Home Depot Center |
| 08/01/2010 | LA | 2 vs CHI | 3 | L | The Home Depot Center |
| 09/04/2010 | LA | 1 at CHI | 1 | T | Toyota Park |
| 04/17/2011 | LA | 2 at CHI | 1 | W | Toyota Park |
| 07/09/2011 | LA | 2 vs CHI | 1 | W | The Home Depot Center |
| 07/08/2012 | LA | 2 at CHI | 0 | W | Toyota Park |

| | | | | | |
|------------|----|----------|---|---|-----------------------|
| 03/03/2013 | LA | 4 vs CHI | 0 | W | The Home Depot Center |
| 06/01/2014 | LA | 1 at CHI | 1 | T | Toyota Park |

ALL-TIME POSTSEASON RESULTS

| | | | | | |
|------------|----|----------|---|-----|---------------------|
| 10/10/1998 | LA | 0 vs CHI | 1 | L | Rose Bowl |
| 10/16/1998 | LA | 1 at CHI | 1 | SOL | Soldier Field |
| 10/10/2001 | LA | 1 at CHI | 1 | T | (2OT) Soldier Field |
| 10/13/2001 | LA | 1 vs CHI | 0 | W | (OT) Titan Stadium |
| 10/17/2001 | LA | 2 at CHI | 1 | W | (OT) Soldier Field |

GALAXY VS FIRE

| Category | 1 | 2 | OT | Tot. | 1 | 2 | OT | Tot. |
|---------------|-----|-----|----|------|-----|-----|----|------|
| Goals | 19 | 31 | 1 | 51 | 15 | 30 | 0 | 45 |
| Shots | 209 | 245 | 3 | 457 | 219 | 261 | 3 | 483 |
| Shots on Goal | 88 | 118 | 3 | 209 | 90 | 112 | 2 | 204 |
| Fouls | 282 | 293 | 2 | 577 | 257 | 275 | 2 | 534 |
| Offsides | 49 | 45 | 0 | 94 | 83 | 64 | 0 | 147 |
| Corner Kicks | 83 | 99 | 1 | 183 | 90 | 94 | 0 | 184 |

GOALS SCORED IN 15-MINUTE INTERVALS:

| | 1-15 | 16-30 | 31-45 | 46-60 | 61-75 | 76-90 | OT | Total |
|-----|------|-------|-------|-------|-------|-------|----|-------|
| LA | 3 | | 7 9 | 5 | 7 | 19 | 1 | 51 |
| CHI | 8 | | 4 3 | 8 | 12 | 10 | 0 | 45 |

ALL-TIME REGULAR-SEASON SERIES LEADERS:

GALAXY VS FIRE

| | |
|-----------------|------------------------------------|
| Goals | 9 Landon Donovan, 5 Ante Razov |
| Assists | 6 Simon Elliott, 6 Ante Razov |
| Shots | 26 Landon Donovan, 81 Ante Razov |
| Shots on Goal | 17 Landon Donovan, 38 Ante Razov |
| Fouls Committed | 28 Carlos Ruiz, 42 Jesse Marsch |
| Fouls Suffered | 45 Cobi Jones, 33 Beasley/Razov |
| Wins | 9 Kevin Hartman, 9 Zach Thornton |
| Losses | 10 Kevin Hartman, 10 Zach Thornton |
| Shutouts | 5 Kevin Hartman, 4 Zach Thornton |
| Saves | 96 Kevin Hartman, 78 Zach Thornton |
| Goals Allowed | 27 Kevin Hartman, 23 Zach Thornton |

ALL-TIME REGULAR-SEASON SERIES GAME HIGHS:

GALAXY VS FIRE

| | |
|------------------|---|
| Goals | 3 Mike Magee (3/3/13) 24 players tied |
| Assists | 2 Elliott/Lopez, 2 Kosecki/Kovalenko |
| Shots | 8 Gordon/Magee, 8 Ante Razov (twice) |
| Shots on Goal | 5 Gordon/Magee, 5 Beasley/Ralph |
| Fouls Committed, | 7 Alexi Lalas (5/11/02), 7 DaMarcus Beasley (9/13/03) |
| Fouls Suffered | 6, 4 players tied 7 Kosecki/Ralph |
| Saves | 11 Kevin Hartman (8/20/03), 10 Matt Pickens (9/23/06) |
| Goals Allowed | 3, 5 players tied 4 Thornton/Johnson |



sponsored by HERBALIFE.

LA GALAXY VS. COLORADO RAPIDS

ALL-TIME REGULAR-SEASON RESULTS

LA Galaxy record: 34-24-7

Home games: 23-7-2 (66 GF, 30 GA)

Road games: 11-17-5 (38 GF, 45 GA)



| | | | | | |
|------------|----|----------|---|-----|----------------------------------|
| 06/26/1996 | LA | 3 vs COL | 1 | W | Rose Bowl |
| 06/30/1996 | LA | 1 at COL | 2 | L | Mile High Stadium |
| 08/01/1996 | LA | 2 at COL | 2 | SOW | Mile High Stadium |
| 09/05/1996 | LA | 0 vs COL | 0 | SOL | Rose Bowl |
| 04/18/1997 | LA | 2 vs COL | 1 | W | Rose Bowl |
| 06/21/1997 | LA | 1 at COL | 2 | L | Mile High Stadium |
| 07/27/1997 | LA | 2 at COL | 1 | W | Mile High Stadium |
| 09/10/1997 | LA | 2 vs COL | 0 | W | Rose Bowl |
| 04/04/1998 | LA | 1 at COL | 0 | W | Mile High Stadium |
| 05/06/1998 | LA | 7 vs COL | 4 | W | Rose Bowl |
| 06/18/1998 | LA | 2 vs COL | 1 | W | Rose Bowl |
| 08/05/1998 | LA | 6 at COL | 1 | W | Mile High Stadium |
| 03/20/1999 | LA | 1 vs COL | 1 | SOW | Rose Bowl |
| 07/28/1999 | LA | 0 at COL | 1 | L | Mile High Stadium |
| 09/18/1999 | LA | 0 at COL | 1 | L | Mile High Stadium |
| 09/29/1999 | LA | 4 vs COL | 0 | W | Rose Bowl |
| 03/18/2000 | LA | 2 vs COL | 1 | W | Rose Bowl |
| 06/10/2000 | LA | 0 at COL | 1 | L | (OT) Mile High Stadium |
| 08/16/2000 | LA | 1 vs COL | 0 | W | (2OT) Rose Bowl |
| 09/08/2000 | LA | 0 at COL | 1 | L | (2OT) Mile High Stadium |
| 04/21/2001 | LA | 1 vs COL | 0 | W | Rose Bowl |
| 04/28/2001 | LA | 3 at COL | 2 | W | Mile High Stadium |
| 09/01/2001 | LA | 3 vs COL | 2 | W | (2OT) Rose Bowl |
| 09/08/2001 | LA | 2 at COL | 0 | W | Mile High Stadium |
| 04/27/2002 | LA | 0 vs COL | 1 | L | (OT) Rose Bowl |
| 06/01/2002 | LA | 2 at COL | 3 | L | Invesco Field at Mile High |
| 07/13/2002 | LA | 3 at COL | 1 | W | Invesco Field at Mile High |
| 08/17/2002 | LA | 4 vs COL | 0 | W | Rose Bowl |
| 05/31/2003 | LA | 0 at COL | 1 | L | Invesco Field at Mile High |
| 06/07/2003 | LA | 2 vs COL | 0 | W | The Home Depot Center |
| 06/25/2003 | LA | 2 at COL | 2 | T | (2OT) Invesco Field at Mile High |
| 07/09/2003 | LA | 0 vs COL | 1 | L | The Home Depot Center |
| 04/17/2004 | LA | 1 at COL | 1 | T | Invesco Field at Mile High |
| 05/15/2004 | LA | 1 vs COL | 1 | T | The Home Depot Center |
| 07/10/2004 | LA | 2 vs COL | 0 | W | The Home Depot Center |
| 07/14/2004 | LA | 0 at COL | 0 | T | Invesco Field at Mile High |
| 05/08/2005 | LA | 3 vs COL | 2 | W | The Home Depot Center |
| 06/15/2005 | LA | 0 at COL | 1 | L | Invesco Field at Mile High |
| 08/06/2005 | LA | 0 at COL | 2 | L | Invesco Field at Mile High |
| 09/10/2005 | LA | 4 vs COL | 1 | W | The Home Depot Center |
| 05/20/2006 | LA | 0 vs COL | 1 | L | The Home Depot Center |

| | | | | | |
|------------|----|----------|---|---|----------------------------|
| 05/31/2006 | LA | 0 at COL | 1 | L | Invesco Field at Mile High |
| 08/12/2006 | LA | 0 at COL | 1 | L | Invesco Field at Mile High |
| 09/16/2006 | LA | 0 vs COL | 0 | T | The Home Depot Center |
| 05/26/2007 | LA | 0 at COL | 1 | L | Dick's Sporting Goods Park |
| 08/26/2007 | LA | 0 at COL | 3 | L | Dick's Sporting Goods Park |
| 09/08/2007 | LA | 3 vs COL | 1 | W | The Home Depot Center |
| 03/29/2008 | LA | 0 at COL | 4 | L | Dick's Sporting Goods Park |
| 06/07/2008 | LA | 3 vs COL | 2 | W | The Home Depot Center |
| 10/12/2008 | LA | 3 vs COL | 2 | W | The Home Depot Center |
| 04/04/2009 | LA | 2 vs COL | 3 | L | The Home Depot Center |
| 04/25/2009 | LA | 1 at COL | 1 | T | Dick's Sporting Goods Park |
| 05/05/2010 | LA | 1 at COL | 0 | W | Dick's Sporting Goods Park |
| 10/16/2010 | LA | 1 vs COL | 3 | L | The Home Depot Center |
| 06/18/2011 | LA | 3 at COL | 1 | W | Dick's Sporting Goods Park |
| 09/09/2011 | LA | 1 vs COL | 0 | W | The Home Depot Center |
| 04/21/2012 | LA | 2 at COL | 1 | W | Dick's Sporting Goods Park |
| 09/14/2012 | LA | 2 vs COL | 0 | W | The Home Depot Center |
| 09/30/2012 | LA | 1 at COL | 1 | T | Dick's Sporting Goods Park |
| 03/23/2013 | LA | 1 vs COL | 0 | W | The Home Depot Center |
| 07/27/2013 | LA | 0 at COL | 2 | L | Dick's Sporting Goods Park |
| 09/07/2013 | LA | 0 vs COL | 1 | L | StubHub Center |
| 05/03/2014 | LA | 0 at COL | 1 | L | Dick's Sporting Goods Park |
| 08/20/2014 | LA | 4 at COL | 3 | W | Dick's Sporting Goods Park |
| 09/05/2014 | LA | 6 vs COL | 0 | W | StubHub Center |

ALL-TIME POSTSEASON RESULTS

| | | | | | |
|------------|----|----------|---|---|----------------------------|
| 10/17/1999 | LA | 3 vs COL | 0 | W | Rose Bowl |
| 10/24/1999 | LA | 2 at COL | 0 | W | Mile High Stadium |
| 10/05/2002 | LA | 4 vs COL | 0 | W | Rose Bowl |
| 10/09/2002 | LA | 1 at COL | 0 | W | Invesco Field at Mile High |
| 10/22/2004 | LA | 0 at COL | 1 | L | Invesco Field at Mile High |
| 10/30/2004 | LA | 2 vs COL | 0 | W | The Home Depot Center |
| 11/05/2005 | LA | 2 at COL | 0 | W | Invesco Field at Mile High |

GALAXY VS RAPIDS

| Category | 1 | 2 | OT | Tot. | 1 | 2 | OT | Tot. |
|---------------|-----|-----|----|------|-----|-----|----|------|
| Goals | 45 | 57 | 2 | 104 | 39 | 33 | 3 | 75 |
| Shots | 372 | 462 | 10 | 844 | 384 | 379 | 10 | 773 |
| Shots on Goal | 171 | 203 | 5 | 379 | 146 | 154 | 4 | 304 |
| Fouls | 405 | 435 | 1 | 841 | 404 | 436 | 3 | 843 |
| Offsides | 114 | 111 | 2 | 227 | 123 | 104 | 3 | 230 |
| Corner Kicks | 151 | 185 | 3 | 339 | 148 | 142 | 3 | 293 |



sponsored by  HERBALIFE.

GOALS SCORED IN 15-MINUTE INTERVALS:

| | 1-15 | 16-30 | 31-45 | 46-60 | 61-75 | 76-90 | OT | Total |
|-----|------|-------|-------|-------|-------|-------|----|-------|
| LA | 13 | 18 | 14 | 16 | 18 | 23 | 2 | 104 |
| COL | 11 | 13 | 15 | 8 | 12 | 13 | 3 | 75 |

ALL-TIME REGULAR-SEASON SERIES LEADERS:

GALAXY VS RAPIDS

| | |
|-----------------|---------------------------------------|
| Goals | 12 Cobi Jones, 6 Bravo/Casey |
| Assists | 14 Mauricio Cienfuegos, 6 Terry Cooke |
| Shots | 65 Cobi Jones, 41 Bravo/Henderson |
| Shots on Goal | 41 Cobi Jones, 20 Paul Bravo |
| Fouls Committed | 32 Tyrone Marshall, 34 Kyle Beckerman |
| Fouls Suffered | 77 Cobi Jones, 39 Paul Bravo |
| Wins | 14 Kevin Hartman, 5 Bouna Coundoul |
| Losses | 10 Kevin Hartman, 5 Hahnemann/Pickens |
| Shutouts | 7 Kevin Hartman, 5 Cannon/Coundoul |
| Saves | 101 Kevin Hartman, 34 Cannon/Garlick |
| Goals Allowed | 29 Kevin Hartman, 14 Scott Garlick |

ALL-TIME REGULAR-SEASON SERIES GAME HIGHS:

GALAXY VS RAPIDS

| | |
|-----------------|--|
| Goals | 33 players tied, 3 Conor Casey (4/4/09) |
| Assists | 34 players tied, 2 - 7 players tied |
| Shots | 7 Jack McBean (3/23/13), 8 Deshorn Brown (twice) |
| Shots on Goal | 6 Cobi Jones (5/6/98), 4 - 5 players tied |
| Fouls Committed | 7 Vagenas/Sarvas, 7 Henderson/Trembly |
| Fouls Suffered | 7 Albright/Jones, 7 Wes Hart (9/8/00) |
| Saves | 10 Kevin Hartman (6/18/98), 9 Hahnemann/Kramer |
| Goals Allowed | 4 Hartman/Cronin, 7 Paul Grafer (5/6/98) |

LA GALAXY VS. COLUMBUS CREW SC

ALL-TIME REGULAR-SEASON RESULTS

LA GALAXY RECORD: 14-16-9
HOME GAMES: 10-7-4 (29 GF, 24 GA)
ROAD GAMES: 4-9-5 (20 GF, 30 GA)



| | | | | | |
|------------|----|----------|---|-----|-----------------------------|
| 05/26/1996 | LA | 3 vs CLB | 2 | W | Rose Bowl |
| 08/04/1996 | LA | 1 vs CLB | 1 | SOL | Rose Bowl |
| 08/28/1996 | LA | 0 at CLB | 2 | L | Ohio Stadium |
| 05/25/1997 | LA | 1 vs CLB | 0 | W | Rose Bowl |
| 08/02/1997 | LA | 1 vs CLB | 2 | L | Rose Bowl |
| 08/30/1997 | LA | 0 at CLB | 2 | L | Ohio Stadium |
| 05/17/1998 | LA | 4 at CLB | 2 | W | Ohio Stadium |
| 08/29/1998 | LA | 0 vs CLB | 3 | L | Rose Bowl |
| 04/08/1999 | LA | 1 vs CLB | 1 | SOL | Rose Bowl |
| 05/29/1999 | LA | 1 at CLB | 1 | SOL | Columbus Crew Stadium |
| 04/08/2000 | LA | 2 at CLB | 2 | T | (20T) Columbus Crew Stadium |
| 07/04/2000 | LA | 1 vs CLB | 0 | W | Rose Bowl |
| 06/02/2001 | LA | 1 at CLB | 1 | T | (20T) Columbus Crew Stadium |
| 07/04/2001 | LA | 0 vs CLB | 2 | L | Rose Bowl |
| 07/27/2002 | LA | 2 vs CLB | 1 | W | Rose Bowl |
| 08/14/2002 | LA | 2 at CLB | 3 | L | Columbus Crew Stadium |
| 04/05/2003 | LA | 1 at CLB | 1 | T | (20T) Columbus Crew Stadium |
| 07/30/2003 | LA | 2 vs CLB | 1 | W | The Home Depot Center |
| 08/09/2003 | LA | 3 vs CLB | 1 | W | The Home Depot Center |
| 04/24/2004 | LA | 2 vs CLB | 0 | W | The Home Depot Center |
| 08/14/2004 | LA | 0 vs CLB | 0 | T | The Home Depot Center |
| 09/04/2004 | LA | 1 at CLB | 3 | L | Columbus Crew Stadium |
| 04/02/2005 | LA | 0 at CLB | 3 | L | Columbus Crew Stadium |
| 05/25/2005 | LA | 0 vs CLB | 0 | T | The Home Depot Center |
| 04/22/2006 | LA | 0 vs CLB | 1 | L | The Home Depot Center |
| 07/22/2006 | LA | 1 at CLB | 1 | T | Columbus Crew Stadium |
| 06/23/2007 | LA | 2 vs CLB | 3 | L | The Home Depot Center |
| 09/30/2007 | LA | 2 at CLB | 1 | W | Columbus Crew Stadium |
| 06/21/2008 | LA | 3 vs CLB | 3 | T | The Home Depot Center |
| 10/04/2008 | LA | 0 at CLB | 1 | L | Columbus Crew Stadium |
| 05/17/2009 | LA | 1 vs CLB | 1 | T | The Home Depot Center |
| 09/26/2009 | LA | 0 at CLB | 2 | L | Columbus Crew Stadium |
| 05/29/2010 | LA | 2 at CLB | 0 | W | Columbus Crew Stadium |
| 09/11/2010 | LA | 3 vs CLB | 1 | W | The Home Depot Center |
| 07/20/2011 | LA | 1 vs CLB | 0 | W | The Home Depot Center |

sponsored by **HERBALIFE**

| | | | | | |
|------------|----|----------|---|---|-----------------------|
| 09/24/2011 | LA | 1 at CLB | 0 | W | Columbus Crew Stadium |
| 08/15/2012 | LA | 1 at CLB | 1 | T | Columbus Crew Stadium |
| 07/04/2013 | LA | 2 vs CLB | 1 | W | StubHub Center |
| 08/16/2014 | LA | 1 at CLB | 4 | L | Columbus Crew Stadium |

GALAXY VS CREW SC

| Category | 1 | 2 | OT | Tot. | 1 | 2 | OT | Tot. |
|---------------|-----|-----|----|------|-----|-----|----|------|
| Goals | 14 | 35 | 0 | 49 | 21 | 33 | 0 | 54 |
| Shots | 245 | 285 | 4 | 534 | 225 | 261 | 4 | 490 |
| Shots on Goal | 88 | 113 | 2 | 203 | 101 | 108 | 1 | 210 |
| Fouls | 276 | 273 | 8 | 557 | 271 | 255 | 6 | 532 |
| Offsides | 53 | 40 | 0 | 93 | 55 | 62 | 0 | 117 |
| Corner Kicks | 110 | 102 | 0 | 212 | 104 | 95 | 3 | 202 |

GOALS SCORED IN 15-MINUTE INTERVALS:

| 1-15 | 16-30 | 31-45 | 46-60 | 61-75 | 76-90 | OT | TOTAL |
|------|-------|-------|-------|-------|-------|----|-------|
| LA | 8 3 | 3 | 10 | 11 | 14 | 0 | 49 |
| CLB | 7 6 | 8 | 9 | 11 | 13 | 0 | 54 |

ALL-TIME REGULAR-SEASON SERIES LEADERS:**GALAXY VS CREW SC**

| | |
|-----------------|-------------------------------------|
| Goals | 7 Carlos Ruiz, 5 Edson Buddle |
| Assists | 5 Cobi Jones, 5 Brian McBride |
| Shots | 33 Cobi Jones, 27 Brian McBride |
| Shots on Goal | 14 Carlos Ruiz, 13 Edson Buddle |
| Fouls Committed | 25 Peter Vagenas, 34 Mike Clark |
| Fouls Suffered | 55 Cobi Jones, 30 Kyle Martino |
| Wins | 7 Kevin Hartman, 4 Jon Busch |
| Losses | 7 Kevin Hartman, 5 William Hesmer |
| Shutouts | 5 Kevin Hartman, 3 Jon Busch |
| Saves | 71 Kevin Hartman, 39 Jon Busch |
| Goals Allowed | 22 Kevin Hartman, 14 William Hesmer |

ALL-TIME REGULAR-SEASON SERIES GAME HIGHS:**GALAXY VS CREW SC**

| | |
|-----------------|--|
| Goals | 3 Martin Machon (5/17/98), 3 Ross Paule (9/4/04) |
| Assists | 2 - 3 players tied, 2 - 5 players tied |
| Shots | 8 Luis Hernandez (7/4/00), 7 Stern John (4/8/99) |
| Shots on Goal | 5 Eduardo Hurtado (5/26/96), 4 Alex Pineda Chacon (8/9/03) |
| Fouls Committed | 7 Jose Vasquez (8/28/96), 7 Mike Clark (4/8/00) |
| Fouls Suffered | 7 Cobi Jones (8/30/97), 7 Cunningham/Martino |
| Saves | 8 Kevin Hartman (7/30/03), 9 Tom Presthus (7/4/01) |
| Goals Allowed | 4 Jaime Penedo (8/16/14), 4 Mark Dougherty (5/17/98) |

LA GALAXY VS. D.C. UNITED

ALL-TIME REGULAR-SEASON RESULTS

LA GALAXY RECORD: 19-13-9
HOME GAMES: 10-5-5 (31 GF, 19 GA)
ROAD GAMES: 9-8-4 (36 GF, 33 GA)



| | | | | | |
|------------|----|---------|---|-----|-----------------------------|
| 04/20/1996 | LA | 2 at DC | 1 | W | RFK Stadium |
| 05/05/1996 | LA | 3 vs DC | 1 | W | Rose Bowl |
| 08/18/1996 | LA | 1 at DC | 2 | L | RFK Stadium |
| 03/29/1997 | LA | 0 vs DC | 0 | SOL | Rose Bowl |
| 05/02/1997 | LA | 0 at DC | 2 | L | RFK Stadium |
| 07/12/1997 | LA | 3 vs DC | 1 | W | Rose Bowl |
| 08/09/1997 | LA | 2 at DC | 4 | L | RFK Stadium |
| 07/10/1998 | LA | 0 at DC | 3 | L | RFK Stadium |
| 07/25/1998 | LA | 0 vs DC | 1 | L | Rose Bowl |
| 06/19/1999 | LA | 2 at DC | 1 | W | RFK Stadium |
| 09/25/1999 | LA | 0 vs DC | 2 | L | Rose Bowl |
| 03/25/2000 | LA | 4 at DC | 0 | W | RFK Stadium |
| 05/20/2000 | LA | 2 vs DC | 1 | W | Rose Bowl |
| 06/28/2000 | LA | 2 at DC | 1 | W | RFK Stadium |
| 07/15/2000 | LA | 1 vs DC | 2 | L | Rose Bowl |
| 07/07/2001 | LA | 3 at DC | 0 | W | RFK Stadium |
| 08/11/2001 | LA | 1 vs DC | 0 | W | Rose Bowl |
| 03/23/2002 | LA | 2 vs DC | 1 | W | (OT) Rose Bowl |
| 06/29/2002 | LA | 0 at DC | 1 | L | (2OT) RFK Stadium |
| 09/06/2003 | LA | 1 at DC | 2 | L | RFK Stadium |
| 09/20/2003 | LA | 1 vs DC | 0 | W | (2OT) The Home Depot Center |
| 04/10/2004 | LA | 1 vs DC | 1 | T | The Home Depot Center |
| 05/19/2004 | LA | 4 at DC | 2 | W | RFK Stadium |
| 07/17/2004 | LA | 1 at DC | 1 | T | RFK Stadium |
| 07/23/2005 | LA | 0 vs DC | 1 | L | The Home Depot Center |
| 08/20/2005 | LA | 3 at DC | 2 | W | RFK Stadium |
| 06/11/2006 | LA | 1 vs DC | 1 | T | The Home Depot Center |
| 08/26/2006 | LA | 5 at DC | 2 | W | RFK Stadium |
| 06/02/2007 | LA | 0 vs DC | 0 | T | The Home Depot Center |
| 08/09/2007 | LA | 0 at DC | 1 | L | RFK Stadium |
| 06/29/2008 | LA | 1 at DC | 4 | L | RFK Stadium |
| 09/20/2008 | LA | 5 vs DC | 2 | W | The Home Depot Center |
| 03/22/2009 | LA | 2 vs DC | 2 | T | The Home Depot Center |
| 08/22/2009 | LA | 0 at DC | 0 | T | RFK Stadium |
| 07/18/2010 | LA | 2 at DC | 1 | W | RFK Stadium |
| 09/18/2010 | LA | 2 vs DC | 1 | W | The Home Depot Center |



sponsored by HERBALIFE.

| | | | | | |
|------------|----|---------|---|---|-----------------------|
| 04/09/2011 | LA | 1 at DC | 1 | T | RFK Stadium |
| 06/03/2011 | LA | 0 vs DC | 0 | T | The Home Depot Center |
| 03/18/2012 | LA | 3 vs DC | 1 | W | The Home Depot Center |
| 09/14/2013 | LA | 2 at DC | 2 | T | RFK Stadium |
| 08/27/2014 | LA | 4 vs DC | 1 | W | StubHub Center |

ALL-TIME POSTSEASON RESULTS

| | | | | | |
|------------|----|---------|---|---|----------------------|
| 10/20/1996 | LA | 2 vs DC | 3 | L | (OT) Foxboro Stadium |
| 11/21/1999 | LA | 0 vs DC | 2 | L | Foxboro Stadium |

GALAXY VS UNITED

| CATEGORY | 1 | 2 | OT | TOT. | 1 | 2 | OT | TOT. |
|---------------|-----|-----|----|------|-----|-----|----|------|
| Goals | 28 | 37 | 2 | 67 | 26 | 25 | 1 | 52 |
| Shots | 215 | 260 | 5 | 480 | 223 | 246 | 2 | 471 |
| Shots on Goal | 107 | 123 | 2 | 232 | 105 | 106 | 1 | 212 |
| Fouls | 308 | 287 | 5 | 600 | 297 | 297 | 3 | 597 |
| Offsides | 73 | 87 | 1 | 161 | 68 | 69 | 0 | 137 |
| Corner Kicks | 74 | 88 | 0 | 162 | 107 | 106 | 0 | 213 |

GOALS SCORED IN 15-MINUTE INTERVALS:

| | 1-15 | 16-30 | 31-45 | 46-60 | 61-75 | 76-90 | OT | TOTAL |
|----|------|-------|-------|-------|-------|-------|----|-------|
| LA | 6 | 10 | 12 | 8 | 10 | 19 | 2 | 67 |
| DC | 9 | 6 | 11 | 11 | 7 | 7 | 1 | 52 |

ALL-TIME REGULAR-SEASON SERIES LEADERS:

GALAXY VS UNITED

| | |
|-----------------|-------------------------------------|
| Goals | 13 Landon Donovan, 7 Jaime Moreno |
| Assists | 7 Cobi Jones, 6 Marco Etcheverry |
| Shots | 37 Cobi Jones, 43 Jaime Moreno |
| Shots on Goal | 19 Donovan/Jones, 20 Jaime Moreno |
| Fouls Committed | 34 Cobi Jones, 29 Bryan Namoff |
| Fouls Suffered | 56 Cobi Jones, 46 Jaime Moreno |
| Wins | 9 Kevin Hartman, 3 - 3 players tied |
| Losses | 8 Kevin Hartman, 4 Nick Rimando |
| Shutouts | 3 Kevin Hartman, 3 Scott Garlick |
| Saves | 82 Kevin Hartman, 28 Nick Rimando |
| Goals Allowed | 28 Kevin Hartman, 12 Nick Rimando |

**ALL-TIME REGULAR-SEASON SERIES GAME HIGHS:
GALAXY VS UNITED**

| | |
|-----------------|--|
| Goals | 3 Moreno/Donovan, 2 - 3 players tied |
| Assists | 3 Andreas Herzog (5/19/04), 2 - 4 players tied |
| Shots | 8 Robbie Keane (3/18/12), 7 Luciano Emilio (twice) |
| Shots on Goal | 5 Robbie Keane (3/18/12), 6 Luciano Emilio (6/29/08) |
| Fouls Committed | 7 Luis Hernandez (6/28/00), 7 Dema Kovalenko (9/20/03) |
| Fouls Suffered | 10 Cobi Jones (9/25/99), 8 Etcheverry/Quaranta |
| Saves | 10 Kevin Hartman (5/19/04), 11 Mike Ammann (8/11/01) |
| Goals Allowed | 4 Hartman/Cronin, 5 Perkins/Crayton |





sponsored by HERBALIFE.

LA GALAXY VS. FC DALLAS

ALL-TIME REGULAR-SEASON RESULTS

LA GALAXY RECORD: 31-21-11

HOME GAMES: 23-5-4 (66 GF, 31 GA)

ROAD GAMES: 8-16-7 (46 GF, 53 GA)



| | | | | | |
|------------|----|----------|---|-----|-----------------------|
| 07/17/1996 | LA | 2 at DAL | 5 | L | Cotton Bowl |
| 08/25/1996 | LA | 2 vs DAL | 3 | L | Rose Bowl |
| 09/19/1996 | LA | 2 at DAL | 1 | W | Cotton Bowl |
| 09/22/1996 | LA | 2 vs DAL | 1 | W | Rose Bowl |
| 04/26/1997 | LA | 1 vs DAL | 1 | SOL | Rose Bowl |
| 07/25/1997 | LA | 3 at DAL | 0 | W | Cotton Bowl |
| 09/14/1997 | LA | 3 at DAL | 1 | W | Cotton Bowl |
| 09/19/1997 | LA | 2 vs DAL | 1 | W | Rose Bowl |
| 05/23/1998 | LA | 4 vs DAL | 1 | W | Rose Bowl |
| 06/04/1998 | LA | 8 at DAL | 1 | W | Cotton Bowl |
| 07/29/1998 | LA | 0 at DAL | 3 | L | Cotton Bowl |
| 09/02/1998 | LA | 3 vs DAL | 0 | W | Rose Bowl |
| 03/28/1999 | LA | 0 vs DAL | 0 | SOW | Rose Bowl |
| 08/14/1999 | LA | 2 vs DAL | 0 | W | Rose Bowl |
| 08/28/1999 | LA | 0 at DAL | 1 | L | Cotton Bowl |
| 10/03/1999 | LA | 3 at DAL | 4 | L | Cotton Bowl |
| 04/15/2000 | LA | 2 vs DAL | 1 | W | Rose Bowl |
| 05/13/2000 | LA | 1 at DAL | 1 | T | (20T) Cotton Bowl |
| 07/01/2000 | LA | 2 at DAL | 4 | L | Cotton Bowl |
| 09/06/2000 | LA | 0 vs DAL | 1 | L | Rose Bowl |
| 05/19/2001 | LA | 0 vs DAL | 0 | T | (20T) Rose Bowl |
| 06/30/2001 | LA | 0 at DAL | 0 | T | (20T) Cotton Bowl |
| 04/13/2002 | LA | 1 vs DAL | 1 | T | (20T) Rose Bowl |
| 04/20/2002 | LA | 1 at DAL | 1 | T | (20T) Cotton Bowl |
| 06/22/2002 | LA | 3 vs DAL | 0 | W | Rose Bowl |
| 08/24/2002 | LA | 0 at DAL | 1 | L | (20T) Cotton Bowl |
| 04/12/2003 | LA | 1 at DAL | 1 | T | (20T) Dragon Stadium |
| 05/17/2003 | LA | 1 at DAL | 1 | T | (20T) Dragon Stadium |
| 06/28/2003 | LA | 3 vs DAL | 0 | W | The Home Depot Center |
| 08/30/2003 | LA | 2 vs DAL | 1 | W | The Home Depot Center |
| 05/08/2004 | LA | 3 at DAL | 1 | W | Cotton Bowl |
| 05/29/2004 | LA | 4 vs DAL | 1 | W | The Home Depot Center |
| 09/18/2004 | LA | 0 at DAL | 2 | L | Cotton Bowl |
| 10/09/2004 | LA | 2 vs DAL | 0 | W | The Home Depot Center |
| 04/30/2005 | LA | 2 vs DAL | 0 | W | The Home Depot Center |
| 06/18/2005 | LA | 0 at DAL | 1 | L | Cotton Bowl |
| 09/21/2005 | LA | 1 at DAL | 4 | L | Pizza Hut Park |
| 10/01/2005 | LA | 2 vs DAL | 1 | W | The Home Depot Center |
| 05/10/2006 | LA | 0 at DAL | 1 | L | Pizza Hut Park |
| 08/20/2006 | LA | 2 vs DAL | 0 | W | The Home Depot Center |
| 10/07/2006 | LA | 1 at DAL | 2 | L | Pizza Hut Park |
| 10/14/2006 | LA | 5 vs DAL | 2 | W | The Home Depot Center |

| | | | | | |
|------------|----|----------|---|---|-----------------------|
| 04/12/2007 | LA | 1 vs DAL | 2 | L | The Home Depot Center |
| 06/09/2007 | LA | 1 at DAL | 3 | L | Pizza Hut Park |
| 09/23/2007 | LA | 2 vs DAL | 1 | W | The Home Depot Center |
| 05/18/2008 | LA | 5 at DAL | 1 | W | Pizza Hut Park |
| 07/27/2008 | LA | 0 at DAL | 4 | L | Pizza Hut Park |
| 10/26/2008 | LA | 2 vs DAL | 2 | T | The Home Depot Center |
| 05/23/2009 | LA | 1 at DAL | 1 | T | Pizza Hut Park |
| 09/12/2009 | LA | 3 vs DAL | 6 | L | The Home Depot Center |
| 05/20/2010 | LA | 1 at DAL | 0 | W | Pizza Hut Park |
| 10/24/2010 | LA | 2 vs DAL | 1 | W | The Home Depot Center |
| 05/01/2011 | LA | 1 at DAL | 2 | L | Pizza Hut Park |
| 08/06/2011 | LA | 3 vs DAL | 1 | W | The Home Depot Center |
| 04/28/2012 | LA | 1 vs DAL | 1 | T | The Home Depot Center |
| 07/28/2012 | LA | 1 at DAL | 0 | W | FC Dallas Stadium |
| 08/26/2012 | LA | 2 vs DAL | 0 | W | The Home Depot Center |
| 04/13/2013 | LA | 0 at DAL | 1 | L | FC Dallas Stadium |
| 07/07/2013 | LA | 2 vs DAL | 0 | W | StubHub Center |
| 08/11/2013 | LA | 3 at DAL | 3 | T | FC Dallas Stadium |
| 05/21/2014 | LA | 2 vs DAL | 1 | W | StubHub Center |
| 09/20/2014 | LA | 2 vs DAL | 1 | W | StubHub Center |
| 10/12/2014 | LA | 1 at DAL | 2 | L | Toyota Stadium |

ALL-TIME POSTSEASON RESULTS

| | | | | | |
|------------|----|----------|---|-----|-----------------------|
| 10/05/1997 | LA | 0 vs DAL | 0 | SOL | Rose Bowl |
| 10/08/1997 | LA | 0 at DAL | 3 | L | Cotton Bowl |
| 10/01/1998 | LA | 6 vs DAL | 1 | W | Rose Bowl |
| 10/04/1998 | LA | 3 at DAL | 2 | W | Cotton Bowl |
| 10/31/1999 | LA | 2 vs DAL | 1 | W | Rose Bowl |
| 11/07/1999 | LA | 2 at DAL | 2 | SOL | Cotton Bowl |
| 11/11/1999 | LA | 3 vs DAL | 1 | W | Rose Bowl |
| 11/14/2010 | LA | 0 vs DAL | 3 | L | The Home Depot Center |

GALAXY VS FC DALLAS

| CATEGORY | 1 | 2 | OT | TOT. | 1 | 2 | OT | TOT. |
|---------------|-----|-----|----|------|-----|-----|----|------|
| Goals | 45 | 67 | 0 | 112 | 41 | 42 | 1 | 84 |
| Shots | 417 | 478 | 12 | 907 | 388 | 397 | 10 | 795 |
| Shots on Goal | 175 | 224 | 5 | 404 | 170 | 174 | 2 | 346 |
| Fouls | 467 | 402 | 10 | 879 | 460 | 418 | 17 | 895 |
| Offsides | 54 | 83 | 2 | 139 | 81 | 123 | 0 | 204 |
| Corner Kicks | 153 | 223 | 3 | 379 | 132 | 145 | 10 | 287 |



sponsored by HERBALIFE

GOALS SCORED IN 15-MINUTE INTERVALS:

| | 1-15 | 16-30 | 31-45 | 46-60 | 61-75 | 76-90 | OT | Total |
|-----|------|-------|-------|-------|-------|-------|----|-------|
| LA | 8 | 18 | 19 | 16 | 22 | 29 | 0 | 112 |
| DAL | 12 | 11 | 18 | 13 | 11 | 18 | 1 | 84 |

ALL-TIME REGULAR-SEASON SERIES LEADERS:

GALAXY VS FC DALLAS

| | |
|-----------------|-----------------------------------|
| Goals | 12 Landon Donovan, 10 Jason Kreis |
| Assists | 11 Cobi Jones , 7 Jason Kreis |
| Shots | 52 Cobi Jones , 85 Jason Kreis |
| Shots on Goal | 29 Landon Donovan, 39 Jason Kreis |
| Fouls Committed | 32 Cobi Jones , 42 Jason Kreis |
| Fouls Suffered | 85 Cobi Jones , 48 Oscar Pareja |
| Wins | 16 Kevin Hartman, 5 Matt Jordan |
| Losses | 9 Kevin Hartman, 7 Mark Dodd |
| Shutouts | 9 Kevin Hartman, 6 Matt Jordan |
| Saves | 130 Kevin Hartman, 69 Mark Dodd |
| Goals Allowed | 31 Kevin Hartman, 30 Mark Dodd |

ALL-TIME REGULAR-SEASON SERIES GAME HIGHS:

GALAXY VS FC DALLAS

| | |
|-----------------|--|
| Goals | 3 - 3 players tied, 2 - 8 players tied |
| Assists | 3 - 3 players tied, 2 - 9 players tied |
| Shots | 8 Carlos Ruiz (8/30/03), 10 Jason Kreis (6/30/01) |
| Shots on Goal | 5 Hurtado/Ruiz, 5 Eck/Cooper |
| Fouls Committed | 7 Buddle/Sarvas, 9 Daniel Peinado (4/26/97) |
| Fouls Suffered | 7 Peter Vagenas (6/22/02), 7 Damian (5/23/98) |
| Saves | 10 Kevin Hartman (twice), 11 Mark Dodd (9/19/96) |
| Goals Allowed | 6 Donovan Ricketts (9/12/09), 8 Mark Dodd (6/4/98) |

LA GALAXY VS. HOUSTON DYNAMO

ALL-TIME REGULAR-SEASON RESULTS

LA GALAXY RECORD: 6-8-4
HOME GAMES: 3-3-2 (10 GF, 9 GA)
ROAD GAMES: 3-5-2 (8 GF, 12 GA)



| | | | | | |
|------------|----|----------|---|---|-----------------------|
| 06/03/2006 | LA | 1 at HOU | 2 | L | Robertson Stadium |
| 06/24/2006 | LA | 0 vs HOU | 0 | T | The Home Depot Center |
| 08/09/2006 | LA | 1 at HOU | 0 | W | Reliant Stadium |
| 09/10/2006 | LA | 1 vs HOU | 2 | L | The Home Depot Center |
| 04/08/2007 | LA | 0 at HOU | 0 | T | Robertson Stadium |
| 09/16/2007 | LA | 1 vs HOU | 3 | L | The Home Depot Center |
| 10/07/2007 | LA | 2 at HOU | 1 | W | Robertson Stadium |
| 04/19/2008 | LA | 2 vs HOU | 2 | T | The Home Depot Center |
| 10/18/2008 | LA | 0 at HOU | 3 | L | Robertson Stadium |
| 06/28/2009 | LA | 1 vs HOU | 0 | W | The Home Depot Center |
| 10/18/2009 | LA | 0 at HOU | 0 | T | Robertson Stadium |
| 04/10/2010 | LA | 2 at HOU | 0 | W | Robertson Stadium |
| 06/05/2010 | LA | 4 vs HOU | 1 | W | The Home Depot Center |
| 05/25/2011 | LA | 1 vs HOU | 0 | W | The Home Depot Center |
| 10/23/2011 | LA | 1 at HOU | 3 | L | Robertson Stadium |
| 05/26/2012 | LA | 1 at HOU | 2 | L | BBVA Compass Stadium |
| 05/05/2013 | LA | 0 vs HOU | 1 | L | The Home Depot Center |
| 05/17/2014 | LA | 0 at HOU | 1 | L | BBVA Compass Stadium |

ALL-TIME POSTSEASON RESULTS

| | | | | | |
|------------|----|----------|---|---|-----------------------------|
| 11/13/2009 | LA | 2 vs HOU | 0 | W | (2OT) The Home Depot Center |
| 11/20/2011 | LA | 1 vs HOU | 0 | W | The Home Depot Center |
| 12/01/2012 | LA | 3 vs HOU | 1 | W | The Home Depot Center |

GALAXY VS DYNAMO

| CATEGORY | 1 | 2 | OT | TOT. | 1 | 2 | OT | TOT. |
|---------------|-----|-----|----|------|-----|-----|----|------|
| Goals | 11 | 7 | 0 | 18 | 11 | 10 | 0 | 21 |
| Shots | 101 | 112 | 0 | 213 | 99 | 87 | 0 | 186 |
| Shots on Goal | 36 | 43 | 0 | 79 | 32 | 29 | 0 | 61 |
| Fouls | 144 | 118 | 0 | 262 | 111 | 116 | 0 | 227 |
| Offsides | 9 | 12 | 0 | 21 | 33 | 37 | 0 | 70 |
| Corner Kicks | 36 | 33 | 0 | 69 | 37 | 50 | 0 | 87 |



sponsored by  HERBALIFE.

GOALS SCORED IN 15-MINUTE INTERVALS:

| 1-15 | 16-30 | 31-45 | 46-60 | 61-75 | 76-90 | OT | TOTAL |
|------|-------|-------|-------|-------|-------|----|-------|
| LA | 1 | 5 | 5 | 2 | 2 | 3 | 0 18 |
| HOU | 2 | 6 | 3 | 6 | 2 | 2 | 0 21 |

ALL-TIME REGULAR-SEASON SERIES LEADERS:

GALAXY VS DYNAMO

| | |
|-----------------|---------------------------------------|
| Goals | 4 Landon Donovan, 4 Dwayne De Rosario |
| Assists | 4 Michael Stephens, 5 Brad Davis |
| Shots | 22 Landon Donovan, 26 Brian Ching |
| Shots on Goal | 13 Landon Donovan, 9 Ching/De Rosario |
| Fouls Committed | 19 Alan Gordon, 26 Brian Ching |
| Fouls Suffered | 15 Landon Donovan, 31 Brian Ching |
| Wins | 4 Donovan Ricketts, 4 Hall/Onstad |
| Losses | 2 Kevin Hartman, 5 Pat Onstad |
| Shutouts | 4 Donovan Ricketts, 4 Pat Onstad |
| Saves | 12 Kevin Hartman, 36 Pat Onstad |
| Goals Allowed | 4 - 3 players tied, 13 Pat Onstad |

ALL-TIME REGULAR-SEASON SERIES GAME HIGHS:

GALAXY VS DYNAMO

| | |
|-----------------|---|
| Goals | 2 - 3 players tied, 1 - 19 players tied |
| Assists | 3 Michael Stephens (6/5/10), 2 Brad Davis (6/3/06) |
| Shots | 6 - 3 players tied, 7 Dwayne De Rosario (4/19/08) |
| Shots on Goal | 5 Edson Buddle (4/19/08), 3 Brad Davis (6/3/06) |
| Fouls Committed | 5 Marcelo Saragosa (6/3/06), 6 Brian Ching (9/10/06) |
| Fouls Suffered | 6 Gavin Glinton (9/16/07), 5 Alejandro Moreno (twice) |
| Saves | 4 - 5 players tied, 7 Tony Caig (4/19/08) |
| Goals Allowed | 3 - 3 players tied, 4 Pat Onstad (6/5/10) |

LA GALAXY VS. MONTREAL IMPACT

ALL-TIME REGULAR-SEASON RESULTS

LA GALAXY RECORD: 1-0-2
 HOME GAMES: 1-0-0 (1 GF, 0 GA)
 ROAD GAMES: 0-0-2 (3 GF, 3 GA)



| | | | | | |
|------------|----|----------|---|---|-----------------|
| 05/12/2012 | LA | 1 at MTL | 1 | T | Olympic Stadium |
| 10/16/2013 | LA | 1 vs MTL | 0 | W | StubHub Center |
| 09/10/2014 | LA | 2 at MTL | 2 | T | Saputo Stadium |

GALAXY VS IMPACT

| CATEGORY | 1 | 2 OT | TOT. | 1 | 2 OT | TOT. | | |
|---------------|----|------|------|----|------|------|---|----|
| Goals | 0 | 4 | 0 | 4 | 3 | 0 | 0 | 3 |
| Shots | 19 | 29 | 0 | 48 | 17 | 12 | 0 | 29 |
| Shots on Goal | 7 | 12 | 0 | 19 | 7 | 2 | 0 | 9 |
| Fouls | 17 | 20 | 0 | 37 | 12 | 20 | 0 | 32 |
| Offsides | 1 | 6 | 0 | 7 | 5 | 6 | 0 | 11 |
| Corner Kicks | 9 | 15 | 0 | 24 | 2 | 5 | 0 | 7 |

GOALS SCORED IN 15-MINUTE INTERVALS:

| | 1-15 | 16-30 | 31-45 | 46-60 | 61-75 | 76-90 | OT | TOTAL |
|-----|------|-------|-------|-------|-------|-------|----|-------|
| LA | 0 | 0 | 0 | 1 | 3 | 0 | 0 | 4 |
| MTL | 1 | 1 | 1 | 0 | 0 | 0 | 0 | 3 |

ALL-TIME REGULAR-SEASON SERIES LEADERS:

GALAXY VS IMPACT

| | |
|-----------------|--|
| Goals | 1 - 4 players tied, 1 - 3 players tied |
| Assists | 1 - 4 players tied, 2 Dilly Duka |
| Shots | 9 Robbie Keane, 5 Marco Di Vaio |
| Shots on Goal | 4 Gyasi Zardes, 2 Marco Di Vaio |
| Fouls Committed | 6 Juninho, 5 Collen Warner |
| Fouls Suffered | 6 Landon Donovan, 7 Felipe Martins |
| Wins | 1 Brian Rowe 0 |
| Losses | 0 - 1 Evan Bush |
| Shutouts | 1 Brian Rowe 0 |
| Saves | 5 Brian Rowe, 9 Evan Bush |
| Goals Allowed | 2 Brian Rowe, 3 Evan Bush |

ALL-TIME REGULAR-SEASON SERIES GAME HIGHS:

GALAXY VS IMPACT

| | |
|-----------------|---|
| Goals | 1 - 4 players tied, 1 - 3 players tied |
| Assists | 1 - 4 players tied, 2 Dilly Duka (9/10/14) |
| Shots | 5 Landon Donovan (5/12/12), 3 Arnaud/Di Vaio |
| Shots on Goal | 3 Landon Donovan (5/12/12), 2 Marco Di Vaio (9/10/14) |
| Fouls Committed | 3 DeLaGarza/Villarreal, 4 Hassoun Camara (10/16/13) |
| Fouls Suffered | 4 Jack McBean (10/16/13), 5 Davy Arnaud (5/12/12) |
| Saves | 3 Brian Rowe (9/10/14), 6 Evan Bush (10/16/13) |
| Goals Allowed | 2 Brian Rowe (9/10/14), 2 Evan Bush (9/10/14) |

sponsored by  HERBALIFE.

LA GALAXY VS. NE REVOLUTION

ALL-TIME REGULAR-SEASON RESULTS

LA GALAXY RECORD: 17-15-6

HOME GAMES: 11-5-4 (35 GF, 22 GA)

ROAD GAMES: 6-10-2 (25 GF, 34 GA)



| | | | | | |
|------------|----|---------|---|-----|-----------------------------|
| 06/06/1996 | LA | 2 at NE | 2 | SOW | Foxboro Stadium |
| 07/04/1996 | LA | 0 vs NE | 1 | L | Rose Bowl |
| 08/08/1996 | LA | 1 vs NE | 0 | W | Rose Bowl |
| 06/08/1997 | LA | 0 at NE | 0 | SOL | Foxboro Stadium |
| 07/04/1997 | LA | 2 vs NE | 0 | W | Rose Bowl |
| 08/14/1997 | LA | 1 at NE | 1 | SOW | Foxboro Stadium |
| 06/07/1998 | LA | 5 vs NE | 1 | W | Rose Bowl |
| 08/22/1998 | LA | 5 at NE | 1 | W | Foxboro Stadium |
| 05/23/1999 | LA | 1 vs NE | 0 | W | Rose Bowl |
| 07/11/1999 | LA | 5 at NE | 2 | W | Foxboro Stadium |
| 04/01/2000 | LA | 2 vs NE | 2 | T | (20T) Rose Bowl |
| 05/24/2000 | LA | 1 at NE | 2 | L | Foxboro Stadium |
| 05/26/2001 | LA | 2 vs NE | 0 | W | Rose Bowl |
| 07/17/2001 | LA | 2 at NE | 3 | L | Foxboro Stadium |
| 05/25/2002 | LA | 2 at NE | 3 | L | Gillette Stadium |
| 08/10/2002 | LA | 2 vs NE | 1 | W | Rose Bowl |
| 05/10/2003 | LA | 0 at NE | 2 | L | Gillette Stadium |
| 07/04/2003 | LA | 2 vs NE | 2 | T | (20T) The Home Depot Center |
| 08/23/2003 | LA | 2 vs NE | 1 | W | (20T) The Home Depot Center |
| 04/03/2004 | LA | 3 vs NE | 2 | W | The Home Depot Center |
| 05/01/2004 | LA | 1 at NE | 2 | L | Gillette Stadium |
| 07/04/2005 | LA | 1 vs NE | 1 | T | The Home Depot Center |
| 07/27/2005 | LA | 1 at NE | 1 | T | Gillette Stadium |
| 04/01/2006 | LA | 0 vs NE | 1 | L | The Home Depot Center |
| 05/06/2006 | LA | 0 at NE | 4 | L | Gillette Stadium |
| 05/12/2007 | LA | 2 vs NE | 3 | L | The Home Depot Center |
| 08/12/2007 | LA | 0 at NE | 1 | L | Gillette Stadium |
| 07/04/2008 | LA | 1 vs NE | 2 | L | The Home Depot Center |
| 08/30/2008 | LA | 2 at NE | 2 | T | Gillette Stadium |
| 07/04/2009 | LA | 1 vs NE | 0 | W | The Home Depot Center |
| 08/08/2009 | LA | 2 at NE | 1 | W | Gillette Stadium |
| 03/27/2010 | LA | 1 vs NE | 0 | W | The Home Depot Center |
| 07/10/2010 | LA | 0 at NE | 2 | L | Gillette Stadium |
| 03/20/2011 | LA | 1 vs NE | 1 | T | The Home Depot Center |
| 05/28/2011 | LA | 1 at NE | 0 | W | Gillette Stadium |

| | | | | | |
|------------|----|---------|---|---|-----------------------|
| 03/31/2012 | LA | 1 vs NE | 3 | L | The Home Depot Center |
| 06/02/2013 | LA | 0 at NE | 5 | L | Gillette Stadium |
| 07/16/2014 | LA | 5 vs NE | 1 | W | StubHub Center |

ALL-TIME POSTSEASON RESULTS

| | | | | | |
|------------|----|---------|---|---|------------------------|
| 10/20/2002 | LA | 1 at NE | 0 | W | (2OT) Gillette Stadium |
| 11/13/2005 | LA | 1 at NE | 0 | W | (2OT) Pizza Hut Park |
| 12/07/2014 | LA | 2 vs NE | 1 | W | (2OT) StubHub Center |

GALAXY VS REVOLUTION

| CATEGORY | 1 | 2 OT | TOT. | 1 | 2 OT | TOT. | | |
|---------------|-----|------|------|-----|------|------|---|-----|
| Goals | 22 | 37 | 1 | 60 | 23 | 33 | 0 | 56 |
| Shots | 213 | 292 | 6 | 511 | 181 | 219 | 2 | 402 |
| Shots on Goal | 100 | 137 | 2 | 239 | 80 | 104 | 1 | 185 |
| Fouls | 270 | 276 | 6 | 552 | 291 | 280 | 4 | 575 |
| Offsides | 44 | 57 | 3 | 104 | 55 | 47 | 0 | 102 |
| Corner Kicks | 97 | 117 | 0 | 214 | 81 | 78 | 1 | 160 |

GOALS SCORED IN 15-MINUTE INTERVALS:

| | 1-15 | 16-30 | 31-45 | 46-60 | 61-75 | 76-90 | OT | TOTAL |
|----|------|-------|-------|-------|-------|-------|----|-------|
| LA | 7 | 7 | 8 | 8 | 11 | 18 | 1 | 60 |
| NE | 7 | 3 | 13 | 9 | 13 | 11 | 0 | 56 |

ALL-TIME REGULAR-SEASON SERIES LEADERS:

GALAXY VS REVOLUTION

| | |
|-----------------|--|
| Goals | 10 Cobi Jones, 8 Taylor Twellman |
| Assists | 10 Mauricio Cienfuegos, 4 Joseph/Ralston |
| Shots | 40 Cobi Jones, 41 Taylor Twellman |
| Shots on Goal | 25 Cobi Jones, 21 Taylor Twellman |
| Fouls Committed | 21 Greg Vanney, 40 Shalrie Joseph |
| Fouls Suffered | 55 Cobi Jones, 40 Taylor Twellman |
| Wins | 7 Kevin Hartman, 7 Matt Reis |
| Losses | 6 Kevin Hartman, 3 - 3 players tied |
| Shutouts | 2 - 3 players tied, 4 Matt Reis |
| Saves | 49 Kevin Hartman, 56 Matt Reis |
| Goals Allowed | 25 Kevin Hartman, 13 Matt Reis |

ALL-TIME REGULAR-SEASON SERIES GAME HIGHS:

GALAXY VS REVOLUTION

| | |
|-----------------|---|
| Goals | 3 Cobi Jones (8/22/98), 2 - 5 players tied |
| Assists | 3 Hermosillo/Cienfuegos, 2 - 5 players tied |
| Shots | 8 Cobi Jones (8/22/98), 7 - 4 players tied |
| Shots on Goal | 7 Cobi Jones (8/22/98), 5 Alberto Naveda (6/6/96) |
| Fouls Committed | 6 - 3 players tied, 5 - 6 players tied |
| Fouls Suffered | 6 Carlos Ruiz (8/23/03), 9 Taylor Twellman (5/1/04) |
| Saves | 8 Jorge Campos (6/6/96), 8 Jeff Causey (twice) |
| Goals Allowed | 5 Carlo Cudicini (6/2/13), 5 - 4 players tied |

LA GALAXY VS. NEW YORK RED BULLS

ALL-TIME REGULAR-SEASON RESULTS

LA GALAXY RECORD: 16-18-6

HOME GAMES: 9-6-4 (30 GF, 22 GA)

ROAD GAMES: 7-12-2 (27 GF, 34 GA)



| | | | | | |
|------------|----|----------|---|-----|-----------------------------|
| 04/13/1996 | LA | 2 vs MET | 1 | W | Rose Bowl |
| 06/09/1996 | LA | 4 at MET | 0 | W | Giants Stadium |
| 07/21/1996 | LA | 3 vs MET | 0 | W | Rose Bowl |
| 09/10/1996 | LA | 1 at MET | 3 | L | Giants Stadium |
| 05/04/1997 | LA | 0 at MET | 0 | SOL | Giants Stadium |
| 07/20/1997 | LA | 4 at MET | 0 | W | Giants Stadium |
| 09/04/1997 | LA | 1 vs MET | 3 | L | Rose Bowl |
| 03/28/1998 | LA | 3 vs MET | 2 | W | Rose Bowl |
| 04/11/1998 | LA | 3 at MET | 2 | W | Giants Stadium |
| 05/01/1999 | LA | 0 at MET | 0 | SOW | Giants Stadium |
| 08/21/1999 | LA | 4 vs MET | 1 | W | Rose Bowl |
| 04/29/2000 | LA | 1 at MET | 0 | W | Giants Stadium |
| 06/03/2000 | LA | 0 vs MET | 2 | L | Rose Bowl |
| 05/12/2001 | LA | 0 at MET | 2 | L | Giants Stadium |
| 06/23/2001 | LA | 2 vs MET | 0 | W | Rose Bowl |
| 06/15/2002 | LA | 0 at MET | 5 | L | Giants Stadium |
| 08/31/2002 | LA | 3 vs MET | 0 | W | Rose Bowl |
| 04/19/2003 | LA | 1 at MET | 1 | T | (20T) Giants Stadium |
| 06/21/2003 | LA | 0 at MET | 1 | L | Giants Stadium |
| 08/16/2003 | LA | 1 vs MET | 1 | T | (20T) The Home Depot Center |
| 06/19/2004 | LA | 1 at MET | 2 | L | Giants Stadium |
| 06/23/2004 | LA | 0 vs MET | 3 | L | The Home Depot Center |
| 08/08/2004 | LA | 0 at MET | 3 | L | Giants Stadium |
| 06/04/2005 | LA | 2 vs MET | 2 | T | The Home Depot Center |
| 07/09/2005 | LA | 1 at MET | 2 | L | Giants Stadium |
| 06/17/2006 | LA | 1 at NY | 2 | L | Giants Stadium |
| 07/04/2006 | LA | 1 vs NY | 0 | W | The Home Depot Center |
| 08/18/2007 | LA | 4 at NY | 5 | L | Giants Stadium |
| 10/18/2007 | LA | 1 vs NY | 1 | T | The Home Depot Center |
| 05/10/2008 | LA | 1 vs NY | 2 | L | The Home Depot Center |
| 07/19/2008 | LA | 2 at NY | 2 | T | Giants Stadium |
| 05/02/2009 | LA | 1 vs NY | 0 | W | The Home Depot Center |
| 07/16/2009 | LA | 3 at NY | 1 | W | Giants Stadium |
| 08/14/2010 | LA | 1 at NY | 0 | W | Red Bull Arena |
| 09/24/2010 | LA | 0 vs NY | 2 | L | The Home Depot Center |
| 05/07/2011 | LA | 1 vs NY | 1 | T | The Home Depot Center |
| 10/04/2011 | LA | 0 at NY | 2 | L | Red Bull Arena |

05/05/2012 LA 0 vs NY 1 L The Home Depot Center

05/19/2013 LA 0 at NY 1 L Red Bull Arena

09/28/2014 LA 4 vs NY 0 W StubHub Center

ALL-TIME POSTSEASON RESULTS

09/23/2001 LA 1 vs MET 1 T (2OT) Rose Bowl

09/26/2001 LA 1 at MET 4 L Giants Stadium

09/29/2001 LA 4 vs MET 2 W (OT) Rose Bowl

10/30/2011 LA 1 at NY 0 W Red Bull Arena

11/03/2011 LA 2 vs NY 1 W The Home Depot Center

| CATEGORY | GALAXY | | VS RED BULLS | | TOT. | | | |
|---------------|--------|------|--------------|-----|------|------|---|-----|
| | 1 | 2 OT | TOT. | 1 | 2 OT | TOT. | | |
| Goals | 30 | 27 | 0 | 57 | 27 | 29 | 0 | 56 |
| Shots | 238 | 271 | 5 | 514 | 238 | 275 | 1 | 514 |
| Shots on Goal | 102 | 110 | 2 | 214 | 106 | 121 | 0 | 227 |
| Fouls | 265 | 299 | 3 | 567 | 272 | 274 | 4 | 550 |
| Offsides | 63 | 66 | 0 | 129 | 67 | 75 | 0 | 142 |
| Corner Kicks | 81 | 113 | 1 | 195 | 72 | 94 | 0 | 166 |

GOALS SCORED IN 15-MINUTE INTERVALS:

| | 1-15 | 16-30 | 31-45 | 46-60 | 61-75 | 76-90 | OT | TOTAL |
|----|------|-------|-------|-------|-------|-------|----|-------|
| LA | 14 | 9 | 7 | 7 | 7 | 13 | 0 | 57 |
| NY | 4 | 10 | 13 | 11 | 9 | 9 | 0 | 56 |

ALL-TIME REGULAR-SEASON SERIES LEADERS:

GALAXY VS RED BULLS

| | |
|-----------------|-------------------------------------|
| Goals | 7 Donovan/Jones, 6 Juan Pablo Angel |
| Assists | 10 Cobi Jones, 4 Amado Guevara |
| Shots | 43 Cobi Jones, 35 Juan Pablo Angel |
| Shots on Goal | 23 Cobi Jones, 21 Juan Pablo Angel |
| Fouls Committed | 26 Cienfuegos/Jones, 21 Mike Magee |
| Fouls Suffered | 43 Cobi Jones, 21 Tab Ramos |
| Wins | 8 Kevin Hartman, 4 Tony Meola |
| Losses | 8 Kevin Hartman, 7 Tony Meola |
| Shutouts | 5 Kevin Hartman, 2 - 3 players tied |
| Saves | 78 Kevin Hartman, 45 Tony Meola |
| Goals Allowed | 30 Kevin Hartman, 23 Tony Meola |

ALL-TIME REGULAR-SEASON SERIES GAME HIGHS:

GALAXY VS RED BULLS

| | |
|-----------------|--|
| Goals | 3 Hurtado/Ruiz, 4 Mamadou Diallo (6/15/02) |
| Assists | 3 Vanney/Donovan, 3 Andy Williams (6/15/02) |
| Shots | 8 Cobi Jones (4/19/03), 9 Juan Pablo Angel (8/18/07) |
| Shots on Goal | 4 - 5 players tied, 6 - 3 players tied |
| Fouls Committed | 5 - 13 players tied, 6 Alvarez/Magee |
| Fouls Suffered | 7 Marcelo Saragosa (6/23/04), 7 Mamadou Diallo (6/15/02) |
| Saves | 10 Hartman/Cannon, 9 Mike Ammann (6/3/00) |
| Goals Allowed | 5 Hartman/Cannon, 4 - 5 players tied |



sponsored by HERBALIFE.

LA GALAXY VS. PHILADELPHIA UNION

ALL-TIME REGULAR-SEASON RESULTS

LA GALAXY RECORD: 5-1-1
HOME GAMES: 3-1-0 (9 GF, 4 GA)
ROAD GAMES: 2-0-1 (6 GF, 2 GA)



| | | | | | |
|------------|----|----------|---|---|-----------------------|
| 05/01/2010 | LA | 3 vs PHI | 1 | W | The Home Depot Center |
| 10/07/2010 | LA | 1 at PHI | 0 | W | PPL Park |
| 04/02/2011 | LA | 1 vs PHI | 0 | W | The Home Depot Center |
| 05/11/2011 | LA | 1 at PHI | 1 | T | PPL Park |
| 07/04/2012 | LA | 1 vs PHI | 2 | L | The Home Depot Center |
| 05/15/2013 | LA | 4 at PHI | 1 | W | PPL Park |
| 05/25/2014 | LA | 4 vs PHI | 1 | W | StubHub Center |

GALAXY VS UNION

| CATEGORY | 1 | 2 | OT | TOT. | 1 | 2 | OT | TOT. |
|---------------|----|----|----|------|----|----|----|------|
| Goals | 8 | 7 | 0 | 15 | 2 | 4 | 0 | 6 |
| Shots | 37 | 58 | 0 | 95 | 25 | 44 | 0 | 69 |
| Shots on Goal | 20 | 19 | 0 | 39 | 6 | 13 | 0 | 19 |
| Fouls | 37 | 39 | 0 | 76 | 42 | 52 | 0 | 94 |
| Offsides | 9 | 7 | 0 | 16 | 6 | 9 | 0 | 15 |
| Corner Kicks | 16 | 21 | 0 | 37 | 16 | 17 | 0 | 33 |

GOALS SCORED IN 15-MINUTE INTERVALS:

| | 1-15 | 16-30 | 31-45 | 46-60 | 61-75 | 76-90 | OT | TOTAL |
|-----|------|-------|-------|-------|-------|-------|----|-------|
| LA | 2 | 3 | 3 | 1 | 3 | 3 | 0 | 15 |
| PHI | 0 | 1 | 1 | 0 | 0 | 4 | 0 | 6 |

ALL-TIME REGULAR-SEASON SERIES LEADERS:

GALAXY VS UNION

| | |
|-----------------|--|
| Goals | 4 Landon Donovan, 2 Jack McNerney |
| Assists | 4 Donovan/Keane, 1 - 4 players tied |
| Shots | 15 Robbie Keane, 9 Jack McNerney |
| Shots on Goal | 7 Donovan/Keane, 4 Jack McNerney |
| Fouls Committed | 10 Landon Donovan, 7 Keon Daniel |
| Fouls Suffered | 15 Landon Donovan, 12 Sheanon Williams |
| Wins | 3 Donovan Ricketts, 1 Zac MacMath |
| Losses | 1 Josh Saunders, 2 Zac MacMath |
| Shutouts | 2 Donovan Ricketts, 0 |
| Saves | 7 Donovan Ricketts, 13 Zac MacMath |
| Goals Allowed | 2 Ricketts/Saunders, 9 Zac MacMath |

**ALL-TIME REGULAR-SEASON SERIES GAME HIGHS:
GALAXY VS UNION**

| | |
|-----------------|--|
| Goals | 2 Buddle/Donovan, 1 - 6 players tied |
| Assists | 2 - 3 players tied, 1 - 4 players tied |
| Shots | 9 Robbie Keane (5/25/14), 8 Jose Kleberson (5/15/13) |
| Shots on Goal | 3 Robbie Keane (twice), 2 Le Toux/Farfan |
| Fouls Committed | 3 - 3 players tied, 4 Harvey/Ruiz |
| Fouls Suffered | 7 Marcelo Sarvas (5/15/13), 3 - 4 players tied |
| Saves | 3 Donovan Ricketts (10/7/10), 5 Seitz/MacMath |
| Goals Allowed | 2 Josh Saunders (7/4/12), 4 Zac MacMath (twice) |





sponsored by HERBALIFE.

LA GALAXY VS. PORTLAND TIMBERS

ALL-TIME REGULAR-SEASON RESULTS

LA GALAXY RECORD: 5-3-3

HOME GAMES: 4-0-2 (12 GF, 4 GA)

ROAD GAMES: 1-3-1 (7 GF, 10 GA)



| | | | | | |
|------------|----|----------|---|---|-----------------------|
| 04/23/2011 | LA | 3 vs POR | 0 | W | The Home Depot Center |
| 08/03/2011 | LA | 0 at POR | 3 | L | Jeld-Wen Field |
| 04/14/2012 | LA | 3 vs POR | 1 | W | The Home Depot Center |
| 06/17/2012 | LA | 1 vs POR | 0 | W | The Home Depot Center |
| 07/14/2012 | LA | 5 at POR | 3 | W | Jeld-Wen Field |
| 06/19/2013 | LA | 0 vs POR | 0 | T | StubHub Center |
| 07/13/2013 | LA | 1 at POR | 2 | L | Jeld-Wen Field |
| 09/29/2013 | LA | 0 at POR | 1 | L | Jeld-Wen Field |
| 05/11/2014 | LA | 1 at POR | 1 | T | Providence Park |
| 07/04/2014 | LA | 2 vs POR | 2 | T | StubHub Center |
| 08/02/2014 | LA | 3 vs POR | 1 | W | StubHub Center |

GALAXY VS TIMBERS

| CATEGORY | 1 | 2 | OT | TOT. | 1 | 2 | OT | TOT. |
|---------------|----|----|----|------|----|----|----|------|
| Goals | 9 | 10 | 0 | 19 | 7 | 7 | 0 | 14 |
| Shots | 72 | 75 | 0 | 147 | 49 | 58 | 0 | 107 |
| Shots on Goal | 33 | 28 | 0 | 61 | 26 | 26 | 0 | 52 |
| Fouls | 66 | 64 | 0 | 130 | 61 | 65 | 0 | 126 |
| Offsides | 3 | 5 | 0 | 8 | 22 | 19 | 0 | 41 |
| Corner Kicks | 29 | 40 | 0 | 69 | 19 | 27 | 0 | 46 |

GOALS SCORED IN 15-MINUTE INTERVALS:

| | 1-15 | 16-30 | 31-45 | 46-60 | 61-75 | 76-90 | OT | TOTAL |
|-----|------|-------|-------|-------|-------|-------|----|-------|
| LA | 2 | 5 | 2 | 1 | 4 | 5 | 0 | 19 |
| POR | 2 | 3 | 2 | 1 | 4 | 2 | 0 | 14 |

ALL-TIME REGULAR-SEASON SERIES LEADERS:

GALAXY VS TIMBERS

| | |
|-----------------|--|
| Goals | 5 Robbie Keane, 3 Boyd/Valeri |
| Assists | 5 Landon Donovan,, 2 - 4 players tied |
| Shots | 21 Robbie Keane, 12 Diego Valeri |
| Shots on Goal | 16 Robbie Keane, 7 Kris Boyd |
| Fouls Committed | 14 Donovan/Sarvas, 24 Diego Chara |
| Fouls Suffered | 17 Landon Donovan, 20 Darlington Nagbe |
| Wins | 3 Josh Saunders, 2 Donovan Ricketts |
| Losses | 1 - 3 players tied, 4 Troy Perkins |
| Shutouts | 1 - 3 players tied, 2 Donovan Ricketts |
| Saves | 16 Josh Saunders, 23 Donovan Ricketts |
| Goals Allowed | 7 Josh Saunders, 12 Troy Perkins |

ALL-TIME REGULAR-SEASON SERIES GAME HIGHS:

GALAXY VS TIMBERS

| | |
|-----------------|---|
| Goals | 2 - 4 players tied, 2 Kris Boyd (7/14/12) |
| Assists | 2 Sean Franklin (7/14/12), 2 Diego Valeri (7/13/13) |
| Shots | 6 Gyasi Zardes (8/2/14), 6 Kenny Cooper (8/3/11) |
| Shots on Goal | 5 Robbie Keane (7/14/12), 3 Boyd/Jewsbury |
| Fouls Committed | 5 Marcelo Sarvas (8/2/14), 5 Diego Chara (8/3/11) |
| Fouls Suffered | 5 Gonzalez/DeLaGarza, 4 Nagbe/Brunner |
| Saves | 7 Josh Saunders (7/14/12), 6 Troy Perkins (4/14/12) |
| Goals Allowed | 3 Josh Saunders (twice), 5 Troy Perkins (7/14/12) |





sponsored by HERBALIFE.

LA GALAXY VS. REAL SALT LAKE

ALL-TIME REGULAR-SEASON RESULTS

LA GALAXY RECORD: 11-11-6
HOME GAMES: 8-6-1 (23 GF, 22 GA)
ROAD GAMES: 3-5-5 (19 GF, 23 GA)

| | | | | | |
|------------|----|----------|---|---|-----------------------|
| 04/09/2005 | LA | 3 vs RSL | 1 | W | The Home Depot Center |
| 05/14/2005 | LA | 1 at RSL | 2 | L | Rice-Eccles Stadium |
| 06/11/2005 | LA | 1 vs RSL | 0 | W | The Home Depot Center |
| 06/22/2005 | LA | 1 at RSL | 1 | T | Rice-Eccles Stadium |
| 04/29/2006 | LA | 3 at RSL | 2 | W | Rice-Eccles Stadium |
| 05/13/2006 | LA | 0 vs RSL | 3 | L | The Home Depot Center |
| 07/08/2006 | LA | 2 vs RSL | 0 | W | The Home Depot Center |
| 08/30/2006 | LA | 0 at RSL | 1 | L | Rice-Eccles Stadium |
| 06/17/2007 | LA | 3 vs RSL | 2 | W | The Home Depot Center |
| 09/01/2007 | LA | 1 vs RSL | 2 | L | The Home Depot Center |
| 09/19/2007 | LA | 2 at RSL | 2 | T | Rice-Eccles Stadium |
| 05/03/2008 | LA | 2 at RSL | 2 | T | Rice-Eccles Stadium |
| 09/06/2008 | LA | 2 vs RSL | 2 | T | The Home Depot Center |
| 05/06/2009 | LA | 2 at RSL | 2 | T | Rio Tinto Stadium |
| 06/13/2009 | LA | 0 vs RSL | 2 | L | The Home Depot Center |
| 04/17/2010 | LA | 2 vs RSL | 1 | W | The Home Depot Center |
| 06/09/2010 | LA | 0 at RSL | 1 | L | Rio Tinto Stadium |
| 03/26/2011 | LA | 1 at RSL | 4 | L | Rio Tinto Stadium |
| 10/01/2011 | LA | 2 vs RSL | 1 | W | The Home Depot Center |
| 03/10/2012 | LA | 1 vs RSL | 3 | L | The Home Depot Center |
| 06/20/2012 | LA | 3 at RSL | 2 | W | Rio Tinto Stadium |
| 10/06/2012 | LA | 1 vs RSL | 2 | L | The Home Depot Center |
| 04/27/2013 | LA | 2 at RSL | 0 | W | Rio Tinto Stadium |
| 06/08/2013 | LA | 1 at RSL | 3 | L | Rio Tinto Stadium |
| 08/17/2013 | LA | 4 vs RSL | 2 | W | StubHub Center |
| 03/08/2014 | LA | 0 vs RSL | 1 | L | StubHub Center |
| 03/22/2014 | LA | 1 at RSL | 1 | T | Rio Tinto Stadium |
| 07/12/2014 | LA | 1 vs RSL | 0 | W | StubHub Center |

ALL-TIME POSTSEASON RESULTS

| | | | | | |
|------------|----|----------|---|-----|-------------------------|
| 11/22/2009 | LA | 1 vs RSL | 1 | SOL | (2OT) Qwest Field |
| 11/06/2011 | LA | 3 vs RSL | 1 | W | The Home Depot Center |
| 11/03/2013 | LA | 1 vs RSL | 0 | W | StubHub Center |
| 11/07/2013 | LA | 0 at RSL | 2 | L | (2OT) Rio Tinto Stadium |
| 11/01/2014 | LA | 0 at RSL | 0 | T | Rio Tinto Stadium |
| 11/09/2014 | LA | 5 vs RSL | 0 | W | StubHub Center |



GALAXY VS REAL SALT LAKE

| CATEGORY | 1 | 2 | OT | TOT. | 1 | 2 | OT | TOT. |
|-----------------|----------|----------|-----------|-------------|----------|----------|-----------|-------------|
| Goals | 20 | 22 | 0 | 42 | 20 | 25 | 0 | 45 |
| Shots | 180 | 180 | 0 | 360 | 153 | 190 | 0 | 343 |
| Shots on Goal | 66 | 79 | 0 | 145 | 66 | 79 | 0 | 145 |
| Fouls | 174 | 193 | 0 | 367 | 169 | 190 | 0 | 359 |
| Offsides | 33 | 34 | 0 | 67 | 49 | 56 | 0 | 105 |
| Corner Kicks | 74 | 67 | 0 | 141 | 75 | 63 | 0 | 138 |

GOALS SCORED IN 15-MINUTE INTERVALS:

| | 1-15 | 16-30 | 31-45 | 46-60 | 61-75 | 76-90 | OT | TOTAL |
|-----|-------------|--------------|--------------|--------------|--------------|--------------|-----------|--------------|
| LA | 8 | 6 | 6 | 7 | 8 | 7 | 0 | 42 |
| RSL | 7 | 8 | 5 | 7 | 8 | 10 | 0 | 45 |

ALL-TIME REGULAR-SEASON SERIES LEADERS:

GALAXY VS REAL SALT LAKE

| | |
|-----------------|--|
| Goals | 9 Landon Donovan, 5 Espindola/Morales |
| Assists | 9 Landon Donovan, 8 Javier Morales |
| Shots | 42 Landon Donovan, 27 Fabian Espindola |
| Shots on Goal | 17 Landon Donovan, 12 Fabian Espindola |
| Fouls Committed | 20 Ugo Ihemelu, 23 Andy Williams |
| Fouls Suffered | 28 Landon Donovan, 41 Javier Morales |
| Wins | 3 Kevin Hartman, 8 Nick Rimando |
| Losses | 3 Hartman/Saunders, 7 Nick Rimando |
| Shutouts | 2 Kevin Hartman, 3 Nick Rimando |
| Saves | 20 Kevin Hartman, 64 Nick Rimando |
| Goals Allowed | 12 Josh Saunders, 29 Nick Rimando |

ALL-TIME REGULAR-SEASON SERIES GAME HIGHS:

GALAXY VS REAL SALT LAKE

| | |
|-----------------|---|
| Goals | 3 Robbie Keane (8/17/13), 2 - 5 players tied |
| Assists | 2 - 3 players tied, 2 - 6 players tied |
| Shots | 9 Edson Buddle (4/17/10), 5 - 3 players tied |
| Shots on Goal | 4 Ramirez/Nagamura, 4 - 3 players tied |
| Fouls Committed | 7 Edson Buddle (3/10/12), 6 Harris/Alvarez |
| Fouls Suffered | 6 Nagamura/Cardozo, 6 Javier Morales (6/9/10) |
| Saves | 7 Brian Rowe (4/27/13), 9 Nolly/Rimando |
| Goals Allowed | 4 Josh Saunders (3/26/11), 4 Nick Rimando (8/17/13) |

LA GALAXY VS. SAN JOSE EARTHQUAKES



sponsored by HERBALIFE.

ALL-TIME REGULAR-SEASON RESULTS

LA GALAXY RECORD: 27-18-12
HOME GAMES: 17-5-5 (50 GF, 32 GA)
ROAD GAMES: 10-13-7 (39 GF, 43 GA)



| | | | | | |
|------------|----|---------|---|-----|-----------------------------|
| 04/28/1996 | LA | 2 vs SJ | 1 | W | Rose Bowl |
| 05/12/1996 | LA | 2 at SJ | 1 | W | Spartan Stadium |
| 09/01/1996 | LA | 1 at SJ | 1 | SOW | Spartan Stadium |
| 09/15/1996 | LA | 4 vs SJ | 2 | W | Rose Bowl |
| 04/12/1997 | LA | 1 at SJ | 4 | L | Spartan Stadium |
| 05/18/1997 | LA | 1 vs SJ | 1 | SOW | Rose Bowl |
| 08/17/1997 | LA | 2 vs SJ | 3 | L | Rose Bowl |
| 09/21/1997 | LA | 3 at SJ | 2 | W | Spartan Stadium |
| 03/21/1998 | LA | 3 vs SJ | 3 | SOW | Rose Bowl |
| 06/27/1998 | LA | 2 at SJ | 1 | W | Spartan Stadium |
| 09/16/1998 | LA | 0 at SJ | 0 | SOW | Spartan Stadium |
| 09/20/1998 | LA | 0 vs SJ | 1 | L | Rose Bowl |
| 04/03/1999 | LA | 1 at SJ | 1 | SOL | Spartan Stadium |
| 04/24/1999 | LA | 1 vs SJ | 0 | W | Rose Bowl |
| 08/07/1999 | LA | 4 at SJ | 1 | W | Spartan Stadium |
| 09/01/1999 | LA | 3 vs SJ | 1 | W | Rose Bowl |
| 05/17/2000 | LA | 0 at SJ | 0 | T | (20T) Spartan Stadium |
| 05/27/2000 | LA | 1 vs SJ | 1 | T | (20T) Rose Bowl |
| 08/26/2000 | LA | 3 at SJ | 0 | W | Spartan Stadium |
| 08/30/2000 | LA | 2 vs SJ | 1 | W | Rose Bowl |
| 04/07/2001 | LA | 2 vs SJ | 3 | L | Rose Bowl |
| 06/09/2001 | LA | 1 at SJ | 3 | L | Spartan Stadium |
| 07/04/2002 | LA | 2 vs SJ | 1 | W | Rose Bowl |
| 07/07/2002 | LA | 0 at SJ | 1 | L | Spartan Stadium |
| 09/14/2002 | LA | 1 vs SJ | 0 | W | Rose Bowl |
| 09/21/2002 | LA | 1 at SJ | 0 | W | Spartan Stadium |
| 04/26/2003 | LA | 0 at SJ | 1 | L | Spartan Stadium |
| 06/18/2003 | LA | 1 vs SJ | 1 | T | (20T) The Home Depot Center |
| 10/18/2003 | LA | 3 vs SJ | 0 | W | The Home Depot Center |
| 10/25/2003 | LA | 1 at SJ | 1 | T | (20T) Spartan Stadium |
| 05/22/2004 | LA | 2 at SJ | 4 | L | Spartan Stadium |
| 07/04/2004 | LA | 2 vs SJ | 1 | W | The Home Depot Center |
| 09/11/2004 | LA | 2 vs SJ | 1 | W | The Home Depot Center |
| 09/25/2004 | LA | 0 at SJ | 0 | T | Spartan Stadium |
| 05/21/2005 | LA | 2 vs SJ | 1 | W | The Home Depot Center |
| 06/25/2005 | LA | 0 at SJ | 3 | L | Spartan Stadium |
| 08/27/2005 | LA | 1 at SJ | 2 | L | Spartan Stadium |
| 10/15/2005 | LA | 1 vs SJ | 3 | L | The Home Depot Center |
| 04/03/2008 | LA | 2 vs SJ | 0 | W | The Home Depot Center |
| 06/14/2008 | LA | 3 at SJ | 0 | W | Oakland Coliseum |

| | | | | | |
|------------|----|---------|---|---|-----------------------|
| 08/03/2008 | LA | 2 at SJ | 3 | L | Oakland Coliseum |
| 04/18/2009 | LA | 1 at SJ | 1 | T | Oakland Coliseum |
| 06/20/2009 | LA | 1 at SJ | 2 | L | Oakland Coliseum |
| 10/24/2009 | LA | 2 vs SJ | 0 | W | The Home Depot Center |
| 07/22/2010 | LA | 2 vs SJ | 2 | T | The Home Depot Center |
| 08/21/2010 | LA | 0 at SJ | 1 | L | Buck Shaw Stadium |
| 06/25/2011 | LA | 0 at SJ | 0 | T | Buck Shaw Stadium |
| 08/20/2011 | LA | 2 vs SJ | 0 | W | The Home Depot Center |
| 05/23/2012 | LA | 2 vs SJ | 3 | L | The Home Depot Center |
| 06/30/2012 | LA | 3 at SJ | 4 | L | Stanford Stadium |
| 10/21/2012 | LA | 2 at SJ | 2 | T | Buck Shaw Stadium |
| 06/29/2013 | LA | 2 at SJ | 3 | L | Stanford Stadium |
| 08/31/2013 | LA | 3 vs SJ | 0 | W | StubHub Center |
| 10/20/2013 | LA | 0 vs SJ | 0 | T | StubHub Center |
| 06/28/2014 | LA | 1 at SJ | 0 | W | Stanford Stadium |
| 08/08/2014 | LA | 2 vs SJ | 2 | T | StubHub Center |
| 09/14/2014 | LA | 1 at SJ | 1 | T | Buck Shaw Stadium |

ALL-TIME POSTSEASON RESULTS

| | | | | | |
|------------|----|---------|---|---|----------------------------|
| 09/26/1996 | LA | 0 at SJ | 1 | L | Spartan Stadium |
| 09/29/1996 | LA | 2 vs SJ | 0 | W | Rose Bowl |
| 10/02/1996 | LA | 2 vs SJ | 0 | W | Rose Bowl |
| 10/21/2001 | LA | 1 vs SJ | 2 | L | (OT) Columbus Crew Stadium |
| 11/01/2003 | LA | 2 vs SJ | 0 | W | The Home Depot Center |
| 11/09/2003 | LA | 2 at SJ | 5 | L | (OT) Spartan Stadium |
| 10/23/2005 | LA | 3 vs SJ | 1 | W | The Home Depot Center |
| 10/29/2005 | LA | 1 at SJ | 1 | T | Spartan Stadium |
| 11/04/2012 | LA | 0 vs SJ | 1 | L | The Home Depot Center |
| 11/07/2012 | LA | 3 at SJ | 1 | W | Buck Shaw Stadium |

GALAXY VS EARTHQUAKES

| CATEGORY | 1 | 2 | OT | TOT. | 1 | 2 | OT | TOT. |
|---------------|-----|-----|----|------|-----|-----|----|------|
| Goals | 37 | 52 | 0 | 89 | 33 | 42 | 0 | 75 |
| Shots | 349 | 388 | 7 | 744 | 315 | 364 | 7 | 686 |
| Shots on Goal | 145 | 178 | 1 | 324 | 145 | 147 | 3 | 295 |
| Fouls | 407 | 421 | 12 | 840 | 428 | 431 | 8 | 867 |
| Offsides | 63 | 78 | 2 | 143 | 94 | 86 | 1 | 181 |
| Corner Kicks | 151 | 150 | 2 | 303 | 138 | 137 | 2 | 277 |



sponsored by HERBALIFE

GOALS SCORED IN 15-MINUTE INTERVALS:

| | 1-15 | 16-30 | 31-45 | 46-60 | 61-75 | 76-90 | OT | TOTAL |
|----|------|-------|-------|-------|-------|-------|----|-------|
| LA | 8 | 13 | 16 | 11 | 19 | 22 | 0 | 89 |
| SJ | 11 | 9 | 13 | 10 | 16 | 16 | 0 | 75 |

ALL-TIME REGULAR-SEASON SERIES LEADERS:

GALAXY VS EARTHQUAKES

| | |
|-----------------|---|
| Goals | 8 Landon Donovan, 5 Cerritos/Wondolowski |
| Assists | 12 Mauricio Cienfuegos, 8 Ronald Cerritos |
| Shots | 44 Landon Donovan, 36 Dwayne De Rosario |
| Shots on Goal | 22 Landon Donovan, 18 Ronald Cerritos |
| Fouls Committed | 37 Tyrone Marshall, 36 Ramiro Corrales |
| Fouls Suffered | 77 Cobi Jones, 42 Richard Mulrooney |
| Wins | 14 Kevin Hartman, 5 Cannon/Onstad |
| Losses | 8 Kevin Hartman, 9 Joe Cannon |
| Shutouts | 7 Kevin Hartman, 3 Busch/Onstad |
| Saves | 116 Kevin Hartman, 56 Joe Cannon |
| Goals Allowed | 31 Kevin Hartman, 27 Joe Cannon |

ALL-TIME REGULAR-SEASON SERIES GAME HIGHS:

GALAXY VS EARTHQUAKES

| | |
|-----------------|--|
| Goals | 3 Vasquez/Buddle, 2 - 4 players tied |
| Assists | 3 Jones/Cienfuegos, 3 Ronald Cerritos (8/17/97) |
| Shots | 7 Karapetyan/Buddle, 8 Dwayne De Rosario (5/22/04) |
| Shots on Goal | 4 Ruiz/Keane, 4 - 4 players tied |
| Fouls Committed | 7 Tyrone Marshall (10/25/03), 7 Ryan Johnson (6/14/08) |
| Fouls Suffered | 8 Cobi Jones (8/17/97), 7 Missael Espinoza (9/1/96) |
| Saves | 10 Kevin Hartman (twice), 10 Pat Onstad (6/18/03) |
| Goals Allowed | 4 - 3 players tied, 4 Liner/Cannon |

LA GALAXY VS. SEATTLE SOUNDERS FC

ALL-TIME REGULAR-SEASON RESULTS

LA GALAXY RECORD: 6-4-5
HOME GAMES: 3-1-3 (11 GF, 6 GA)
ROAD GAMES: 3-3-2 (10 GF, 10 GA)



| | | | | | |
|------------|----|----------|---|---|-----------------------|
| 05/10/2009 | LA | 1 at SEA | 1 | T | Qwest Field |
| 08/15/2009 | LA | 0 vs SEA | 2 | L | The Home Depot Center |
| 05/08/2010 | LA | 4 at SEA | 0 | W | Qwest Field |
| 07/04/2010 | LA | 3 vs SEA | 1 | W | The Home Depot Center |
| 03/15/2011 | LA | 1 at SEA | 0 | W | Qwest Field |
| 07/04/2011 | LA | 0 vs SEA | 0 | T | The Home Depot Center |
| 05/02/2012 | LA | 0 at SEA | 2 | L | CenturyLink Field |
| 08/05/2012 | LA | 0 at SEA | 4 | L | CenturyLink Field |
| 10/28/2012 | LA | 1 vs SEA | 0 | W | The Home Depot Center |
| 05/26/2013 | LA | 4 vs SEA | 0 | W | The Home Depot Center |
| 09/21/2013 | LA | 1 vs SEA | 1 | T | StubHub Center |
| 10/27/2013 | LA | 1 at SEA | 1 | T | CenturyLink Field |
| 07/28/2014 | LA | 3 at SEA | 0 | W | CenturyLink Field |
| 10/19/2014 | LA | 2 vs SEA | 2 | T | StubHub Center |
| 10/25/2014 | LA | 0 at SEA | 2 | L | CenturyLink Field |

ALL-TIME POSTSEASON RESULTS

| | | | | | |
|------------|----|----------|---|---|-----------------------|
| 10/31/2010 | LA | 1 at SEA | 0 | W | Qwest Field |
| 11/07/2010 | LA | 2 vs SEA | 1 | W | The Home Depot Center |
| 11/11/2012 | LA | 3 vs SEA | 0 | W | The Home Depot Center |
| 11/18/2012 | LA | 1 at SEA | 2 | L | CenturyLink Field |
| 11/23/2014 | LA | 1 vs SEA | 0 | W | StubHub Center |
| 11/30/2014 | LA | 1 at SEA | 2 | L | CenturyLink Field |

GALAXY VS SOUNDERS FC

| CATEGORY | 1 | 2 | OT | TOT. | 1 | 2 | OT | TOT. |
|---------------|----|-----|----|------|----|-----|----|------|
| Goals | 12 | 9 | 0 | 21 | 6 | 10 | 0 | 16 |
| Shots | 93 | 88 | 0 | 181 | 74 | 90 | 0 | 164 |
| Shots on Goal | 33 | 24 | 0 | 57 | 28 | 30 | 0 | 58 |
| Fouls | 98 | 109 | 0 | 207 | 93 | 100 | 0 | 193 |
| Offsides | 6 | 10 | 0 | 16 | 46 | 30 | 0 | 76 |
| Corner Kicks | 47 | 35 | 0 | 82 | 21 | 30 | 0 | 51 |

GOALS SCORED IN 15-MINUTE INTERVALS:

| | 1-15 | 16-30 | 31-45 | 46-60 | 61-75 | 76-90 | OT | TOTAL |
|-----|------|-------|-------|-------|-------|-------|----|-------|
| LA | 2 | 4 | 6 | 5 | 1 | 3 | 0 | 21 |
| SEA | 1 | 4 | 1 | 4 | 3 | 3 | 0 | 16 |

ALL-TIME REGULAR-SEASON SERIES LEADERS:

GALAXY

VS SOUNDERS FC

| | |
|-----------------|--|
| Goals | 4 Robbie Keane, 3 Johnson/Montero |
| Assists | 6 Landon Donovan, 4 Mauro Rosales |
| Shots | 24 Robbie Keane, 31 Fredy Montero |
| Shots on Goal | 9 Landon Donovan, 13 Fredy Montero |
| Fouls Committed | 30 Marcelo Sarvas, 19 Osvaldo Alonso |
| Fouls Suffered | 20 Landon Donovan, 17 Osvaldo Alonso |
| Wins | 2 Ricketts/Saunders, 2 Michael Gspurning |
| Losses | 1 - 4 players tied, 3 Kasey Keller |
| Shutouts | 2 Josh Saunders, 2 Kasey Keller |
| Saves | 13 Donovan Ricketts, 12 Gspurning/Keller |
| Goals Allowed | 6 Jaime Penedo, 9 Kasey Keller |

ALL-TIME REGULAR-SEASON SERIES GAME HIGHS:

GALAXY VS SOUNDERS FC

| | |
|-----------------|---|
| Goals | 3 Robbie Keane (5/26/13), 2 Marco Pappa (10/25/14) |
| Assists | 3 Landon Donovan (5/8/10), 2 Rosales/Martins |
| Shots | 8 Robbie Keane (10/28/12), 7 Fredy Montero (10/28/12) |
| Shots on Goal | 4 Keane/Ishizaki, 3 Fredy Montero (twice) |
| Fouls Committed | 6 Marcelo Sarvas (5/2/12), 5 Lamar Neagle (10/19/14) |
| Fouls Suffered | 4 - 5 players tied, 5 Ljungberg/Pineda |
| Saves | 6 Josh Saunders (3/15/11), 7 Stefan Frei (7/28/14) |
| Goals Allowed | 4 Josh Saunders (8/5/12), 4 Keller/Gspurning |



LA GALAXY VS. SPORTING KANSAS CITY

ALL-TIME REGULAR-SEASON RESULTS

LA GALAXY RECORD: 23-19-11
HOME GAMES: 15-5-6 (46 GF, 25 GA)
ROAD GAMES: 8-14-5 (35 GF, 38 GA)



| | | | | | |
|------------|----|---------|---|-----|-------------------------|
| 05/19/1996 | LA | 2 vs KC | 0 | W | Rose Bowl |
| 07/06/1996 | LA | 1 at KC | 3 | L | Arrowhead Stadium |
| 08/11/1996 | LA | 2 at KC | 2 | SOL | Arrowhead Stadium |
| 08/21/1996 | LA | 1 vs KC | 1 | SOL | Rose Bowl |
| 04/05/1997 | LA | 2 at KC | 3 | L | Arrowhead Stadium |
| 05/10/1997 | LA | 0 at KC | 1 | L | Arrowhead Stadium |
| 05/30/1997 | LA | 1 vs KC | 3 | L | Rose Bowl |
| 09/28/1997 | LA | 2 vs KC | 0 | W | Rose Bowl |
| 04/18/1998 | LA | 2 at KC | 1 | W | Arrowhead Stadium |
| 04/29/1998 | LA | 2 at KC | 0 | W | Arrowhead Stadium |
| 07/04/1998 | LA | 2 vs KC | 0 | W | Rose Bowl |
| 08/13/1998 | LA | 3 vs KC | 0 | W | Rose Bowl |
| 05/08/1999 | LA | 1 at KC | 2 | L | Arrowhead Stadium |
| 06/06/1999 | LA | 1 vs KC | 0 | W | Rose Bowl |
| 07/25/1999 | LA | 2 vs KC | 1 | W | Rose Bowl |
| 10/09/1999 | LA | 1 at KC | 0 | W | Arrowhead Stadium |
| 05/06/2000 | LA | 0 vs KC | 0 | T | (2OT) Rose Bowl |
| 06/24/2000 | LA | 0 at KC | 2 | L | Arrowhead Stadium |
| 08/05/2000 | LA | 5 at KC | 1 | W | Arrowhead Stadium |
| 08/12/2000 | LA | 1 vs KC | 1 | T | (2OT) Rose Bowl |
| 04/14/2001 | LA | 1 at KC | 2 | L | Arrowhead Stadium |
| 05/05/2001 | LA | 2 vs KC | 1 | W | (2OT) Rose Bowl |
| 06/13/2001 | LA | 4 vs KC | 0 | W | Rose Bowl |
| 08/15/2001 | LA | 2 at KC | 1 | W | (2OT) Arrowhead Stadium |
| 05/04/2002 | LA | 2 at KC | 1 | W | (OT) Arrowhead Stadium |
| 05/18/2002 | LA | 1 at KC | 2 | L | Arrowhead Stadium |
| 07/20/2002 | LA | 2 vs KC | 2 | T | (2OT) Rose Bowl |
| 08/21/2002 | LA | 2 vs KC | 1 | W | Rose Bowl |
| 05/24/2003 | LA | 1 at KC | 2 | L | Arrowhead Stadium |
| 06/14/2003 | LA | 2 vs KC | 1 | W | The Home Depot Center |
| 09/27/2003 | LA | 1 vs KC | 2 | L | The Home Depot Center |
| 10/11/2003 | LA | 1 at KC | 2 | L | (OT) Arrowhead Stadium |
| 06/05/2004 | LA | 1 vs KC | 2 | L | The Home Depot Center |
| 07/24/2004 | LA | 2 at KC | 2 | T | Arrowhead Stadium |
| 10/02/2004 | LA | 1 vs KC | 1 | T | The Home Depot Center |
| 10/16/2004 | LA | 0 at KC | 1 | L | Arrowhead Stadium |
| 09/17/2005 | LA | 2 at KC | 2 | T | Arrowhead Stadium |
| 09/25/2005 | LA | 2 vs KC | 1 | W | The Home Depot Center |
| 07/01/2006 | LA | 2 at KC | 0 | W | Arrowhead Stadium |
| 09/02/2006 | LA | 2 vs KC | 1 | W | The Home Depot Center |



sponsored by HERBALIFE.

| | | | | | |
|------------|----|---------|---|---|---------------------------|
| 07/07/2007 | LA | 2 vs KC | 2 | T | The Home Depot Center |
| 09/27/2007 | LA | 1 at KC | 0 | W | Arrowhead Stadium |
| 05/24/2008 | LA | 3 vs KC | 1 | W | The Home Depot Center |
| 09/13/2008 | LA | 0 at KC | 2 | L | Arrowhead Stadium |
| 05/30/2009 | LA | 1 vs KC | 1 | T | The Home Depot Center |
| 07/25/2009 | LA | 1 at KC | 1 | T | CommunityAmerica Ballpark |
| 04/24/2010 | LA | 0 at KC | 0 | T | CommunityAmerica Ballpark |
| 08/28/2010 | LA | 0 vs KC | 2 | L | The Home Depot Center |
| 05/14/2011 | LA | 4 vs KC | 1 | W | The Home Depot Center |
| 09/05/2011 | LA | 2 at KC | 2 | T | Livestrong Sporting Park |
| 04/07/2012 | LA | 0 at KC | 1 | L | Livestrong Sporting Park |
| 04/20/2013 | LA | 2 vs KC | 0 | W | The Home Depot Center |
| 07/19/2014 | LA | 1 at KC | 2 | L | Sporting Park |

ALL-TIME POSTSEASON RESULTS

| | | | | | |
|------------|----|---------|---|-----|-------------------------|
| 10/10/1996 | LA | 2 vs KC | 1 | W | Rose Bowl |
| 10/13/1996 | LA | 1 at KC | 1 | SOW | Arrowhead Stadium |
| 09/29/2000 | LA | 0 at KC | 0 | T | (2OT) Arrowhead Stadium |
| 10/03/2000 | LA | 2 vs KC | 1 | W | (OT) Rose Bowl |
| 10/06/2000 | LA | 0 at KC | 2 | L | (OT) Arrowhead Stadium |
| 09/25/2002 | LA | 3 vs KC | 2 | W | (2OT) Rose Bowl |
| 09/28/2002 | LA | 1 at KC | 4 | L | Arrowhead Stadium |
| 10/02/2002 | LA | 5 vs KC | 2 | W | Rose Bowl |
| 11/05/2004 | LA | 0 at KC | 2 | L | Arrowhead Stadium |

GALAXY VS SPORTING KC

| CATEGORY | 1 | 2 | OT | TOT. | 1 | 2 | OT | TOT. |
|---------------|-----|-----|----|------|-----|-----|----|------|
| Goals | 29 | 49 | 3 | 81 | 26 | 36 | 1 | 63 |
| Shots | 302 | 332 | 11 | 645 | 279 | 336 | 5 | 620 |
| Shots on Goal | 123 | 165 | 8 | 296 | 106 | 149 | 1 | 256 |
| Fouls | 386 | 414 | 6 | 806 | 362 | 337 | 6 | 705 |
| Offsides | 83 | 82 | 2 | 167 | 66 | 73 | 2 | 141 |
| Corner Kicks | 154 | 159 | 6 | 319 | 108 | 129 | 1 | 238 |

GOALS SCORED IN 15-MINUTE INTERVALS:

| | 1-15 | 16-30 | 31-45 | 46-60 | 61-75 | 76-90 | OT | TOTAL |
|----|------|-------|-------|-------|-------|-------|----|-------|
| LA | 5 | 11 | 13 | 9 | 18 | 22 | 3 | 81 |
| KC | 8 | 8 | 10 | 12 | 12 | 12 | 1 | 63 |

ALL-TIME REGULAR-SEASON SERIES LEADERS:

GALAXY VS SPORTING KC

| | |
|-----------------|----------------------------------|
| Goals | 8 Cobi Jones, 8 Preki |
| Assists | 10 Cienfuegos/Donovan, 9 Preki |
| Shots | 50 Cobi Jones, 89 Preki |
| Shots on Goal | 22 Cobi Jones, 45 Preki |
| Fouls Committed | 36 Danny Califf, 41 Matt McKeon |
| Fouls Suffered | 77 Cobi Jones, 59 Preki |
| Wins | 12 Kevin Hartman, 6 Tony Meola |
| Losses | 9 Kevin Hartman, 6 Tony Meola |
| Shutouts | 7 Kevin Hartman, 3 Jimmy Nielsen |
| Saves | 79 Kevin Hartman, 71 Tony Meola |
| Goals Allowed | 29 Kevin Hartman, 22 Tony Meola |

ALL-TIME REGULAR-SEASON SERIES GAME HIGHS:

GALAXY VS SPORTING KC

| | |
|-----------------|---|
| Goals | 2 - 7 players tied, 2 Chris Klein (9/27/03) |
| Assists | 2 - 8 players tied, 2 - 3 players tied |
| Shots | 7 - 3 players tied, 8 Preki (10/11/03) |
| Shots on Goal | 5 Mathis/Quijano, 6 Preki (5/19/96) |
| Fouls Committed | 7 Carlos Ruiz (6/14/03), 6 Johnston/Diop |
| Fouls Suffered | 7 Carlos Ruiz (5/24/03), 8 Preki/Arnaud |
| Saves | 8 Kramer/Reis, 8 - 3 players tied |
| Goals Allowed | 3 Kramer/Hartman, 5 Tony Meola (8/5/00) |



sponsored by HERBALIFE.

LA GALAXY VS. TORONTO FC

ALL-TIME REGULAR-SEASON RESULTS

LA GALAXY RECORD: 5-2-6
HOME GAMES: 4-1-2 (15 GF, 8 GA)
ROAD GAMES: 1-1-4 (4 GF, 5 GA)



| | | | | | |
|------------|----|----------|---|---|-----------------------|
| 08/05/2007 | LA | 0 at TOR | 0 | T | BMO Field |
| 10/13/2007 | LA | 2 vs TOR | 1 | W | The Home Depot Center |
| 04/13/2008 | LA | 2 vs TOR | 3 | L | The Home Depot Center |
| 05/31/2008 | LA | 0 at TOR | 2 | L | BMO Field |
| 06/06/2009 | LA | 2 at TOR | 1 | W | BMO Field |
| 09/19/2009 | LA | 2 vs TOR | 0 | W | The Home Depot Center |
| 05/15/2010 | LA | 0 vs TOR | 0 | T | The Home Depot Center |
| 06/26/2010 | LA | 0 at TOR | 0 | T | BMO Field |
| 04/13/2011 | LA | 0 at TOR | 0 | T | BMO Field |
| 06/11/2011 | LA | 2 vs TOR | 2 | T | The Home Depot Center |
| 09/22/2012 | LA | 4 vs TOR | 2 | W | The Home Depot Center |
| 03/30/2013 | LA | 2 at TOR | 2 | T | BMO Field |
| 10/04/2014 | LA | 3 vs TOR | 0 | W | StubHub Center |

GALAXY VS TORONTO FC

| CATEGORY | 1 | 2 | OT | TOT. | 1 | 2 | OT | TOT. |
|---------------|----|----|----|------|----|----|----|------|
| Goals | 10 | 9 | 0 | 19 | 3 | 10 | 0 | 13 |
| Shots | 65 | 90 | 0 | 155 | 55 | 77 | 0 | 132 |
| Shots on Goal | 21 | 41 | 0 | 62 | 19 | 34 | 0 | 53 |
| Fouls | 55 | 94 | 0 | 149 | 66 | 80 | 0 | 146 |
| Offsides | 20 | 21 | 0 | 41 | 27 | 24 | 0 | 51 |
| Corner Kicks | 20 | 32 | 0 | 52 | 22 | 28 | 0 | 50 |

GOALS SCORED IN 15-MINUTE INTERVALS:

| | 1-15 | 16-30 | 31-45 | 46-60 | 61-75 | 76-90 | OT | TOTAL |
|-----|------|-------|-------|-------|-------|-------|----|-------|
| LA | 5 | 2 | 3 | 2 | 0 | 7 | 0 | 19 |
| TOR | 0 | 1 | 2 | 2 | 4 | 4 | 0 | 13 |

ALL-TIME REGULAR-SEASON SERIES LEADERS:
GALAXY VS TORONTO FC

| | |
|-----------------|---|
| Goals | 4 Robbie Keane, 2 - 3 players tied |
| Assists | 5 Landon Donovan, 2 Luis Silva |
| Shots | 18 Buddle/Donovan, 11 Dwayne De Rosario |
| Shots on Goal | 13 Landon Donovan, 7 Collin Samuel |
| Fouls Committed | 16 Alan Gordon, 10 Maurice Edu |
| Fouls Suffered | 15 Landon Donovan, 9 Maurice Edu |
| Wins | 2 Donovan Ricketts, 1 Edwards/Sutton |
| Losses | 2 Steve Cronin, 2 Stefan Frei |
| Shutouts | 3 Donovan Ricketts, 3 Stefan Frei |
| Saves | 15 Donovan Ricketts, 20 Stefan Frei |
| Goals Allowed | 5 Steve Cronin, 6 Stefan Frei |

ALL-TIME REGULAR-SEASON SERIES GAME HIGHS:
GALAXY VS TORONTO FC

| | |
|-----------------|--|
| Goals | 2 - 4 players tied, 2 Alan Gordon (6/11/11) |
| Assists | 2 Donovan/Sarvas, 1 - 8 players tied |
| Shots | 6 - 3 players tied, 8 Maicon Santos (6/11/11) |
| Shots on Goal | 5 Landon Donovan (4/13/08), 5 Collin Samuel (10/13/07) |
| Fouls Committed | 4 - 6 players tied, 5 Maurice Edu (5/31/08) |
| Fouls Suffered | 5 Magee/Sarvas, 5 Ricketts/Velez |
| Saves | 10 Donovan Ricketts (6/6/09), 6 Frei/Hall |
| Goals Allowed | 3 Steve Cronin (4/13/08), 4 Freddy Hall (9/22/12) |

LA GALAXY VS. VANCOUVER WHITECAPS FC



sponsored by HERBALIFE.

ALL-TIME REGULAR-SEASON RESULTS

LA GALAXY RECORD: 8-1-2
HOME GAMES: 6-0-0 (13 GF, 1 GA)
ROAD GAMES: 2-1-2 (10 GF, 7 GA)



| | | | | | |
|------------|----|----------|---|---|-----------------------|
| 07/30/2011 | LA | 4 at VAN | 0 | W | Empire Field |
| 09/17/2011 | LA | 3 vs VAN | 0 | W | The Home Depot Center |
| 06/23/2012 | LA | 3 vs VAN | 0 | W | The Home Depot Center |
| 07/18/2012 | LA | 2 at VAN | 2 | T | BC Place Stadium |
| 09/01/2012 | LA | 2 vs VAN | 0 | W | The Home Depot Center |
| 05/11/2013 | LA | 1 at VAN | 3 | L | BC Place Stadium |
| 07/20/2013 | LA | 2 vs VAN | 1 | W | StubHub Center |
| 08/24/2013 | LA | 1 at VAN | 0 | W | BC Place Stadium |
| 04/12/2014 | LA | 1 vs VAN | 0 | W | StubHub Center |
| 04/19/2014 | LA | 2 at VAN | 2 | T | BC Place Stadium |
| 08/23/2014 | LA | 2 vs VAN | 0 | W | StubHub Center |

ALL-TIME POSTSEASON RESULTS

| | | | | | |
|------------|----|----------|---|---|-----------------------|
| 11/01/2012 | LA | 2 vs VAN | 1 | W | The Home Depot Center |
|------------|----|----------|---|---|-----------------------|

GALAXY VS WHITECAPS

| CATEGORY | 1 | 2 | OT | TOT. | 1 | 2 | OT | TOT. |
|---------------|----|----|----|------|----|----|----|------|
| Goals | 10 | 13 | 0 | 23 | 3 | 5 | 0 | 8 |
| Shots | 86 | 78 | 0 | 164 | 45 | 73 | 0 | 118 |
| Shots on Goal | 31 | 28 | 0 | 59 | 13 | 29 | 0 | 42 |
| Fouls | 65 | 65 | 0 | 130 | 68 | 70 | 0 | 138 |
| Offsides | 5 | 7 | 0 | 12 | 17 | 18 | 0 | 35 |
| Corner Kicks | 29 | 17 | 0 | 46 | 18 | 24 | 0 | 42 |

GOALS SCORED IN 15-MINUTE INTERVALS:

| | 1-15 | 16-30 | 31-45 | 46-60 | 61-75 | 76-90 | OT | TOTAL |
|-----|------|-------|-------|-------|-------|-------|----|-------|
| LA | 3 | 2 | 5 | 3 | 3 | 7 | 0 | 23 |
| VAN | 0 | 3 | 0 | 0 | 3 | 2 | 0 | 8 |

ALL-TIME REGULAR-SEASON SERIES LEADERS:

GALAXY VS WHITECAPS

| | |
|-----------------|--------------------------------------|
| Goals | 5 Landon Donovan, 2 Mattocks/Teibert |
| Assists | 4 Robbie Keane, 2 Koffie/Lee |
| Shots | 37 Robbie Keane, 14 Darren Mattocks |
| Shots on Goal | 15 Robbie Keane, 7 - 3 players tied |
| Fouls Committed | 17 Marcelo Sarvas, 26 Gershon Koffie |
| Fouls Suffered | 16 A.J. DeLaGarza, 21 Gershon Koffie |
| Wins | 4 Josh Saunders, 1 Joe Cannon |
| Losses | 1 Carlo Cudicini, 3 Cannon/Ousted |
| Shutouts | 4 Josh Saunders, 0 |
| Saves | 15 Jaime Penedo, 14 Joe Cannon |
| Goals Allowed | 4 Carlo Cudicini, 13 Joe Cannon |

ALL-TIME REGULAR-SEASON SERIES GAME HIGHS:

GALAXY VS WHITECAPS

| | |
|-----------------|---|
| Goals | 2 Donovan/Magee, 2 Russell Teibert (5/11/13) |
| Assists | 2 - 3 players tied, 2 Gershon Koffie (5/11/13) |
| Shots | 11 Robbie Keane (8/23/14), 7 Barry Robson (7/18/12) |
| Shots on Goal | 4 Donovan/Keane, 4 Robson/Mattocks |
| Fouls Committed | 6 David Beckham (6/23/12), 7 Dane Richards (9/1/12) |
| Fouls Suffered | 4 Sarvas/Beckham, 5 Koffie/Robson |
| Saves | 5 Cudicini/Penedo, 8 Joe Cannon (7/30/11) |
| Goals Allowed | 3 Carlo Cudicini (5/11/13), 4 Joe Cannon (7/30/11) |





presented by HERBALIFE

MLS INDIVIDUAL LEADERS (ALL-TIME)

INCLUDES GAMES OF SUNDAY, OCTOBER 26, 2014

GAMES PLAYED

| PLAYER | TEAM | GP |
|-------------------|------|-----|
| Kevin Hartman | NY* | 416 |
| Steve Ralston | NE* | 378 |
| Nick Rimando | RSL* | 370 |
| Jeff Cunningham | CLB* | 365 |
| Kyle Beckerman | RSL* | 353 |
| Dwayne De Rosario | TOR* | 343 |
| Joe Cannon | VAN* | 342 |
| Jaime Moreno | DC* | 340 |
| Brad Davis | HOU* | 338 |
| Tyrone Marshall | COL* | 337 |

GAMES STARTED

| PLAYER | TEAM | GS |
|-----------------|------|-----|
| Kevin Hartman | NY* | 411 |
| Steve Ralston | NE* | 372 |
| Nick Rimando | RSL* | 370 |
| Joe Cannon | VAN* | 341 |
| Kyle Beckerman | RSL* | 324 |
| Pablo Mastroeni | LA* | 316 |
| Landon Donovan | LA* | 313 |
| Chris Henderson | NY* | 304 |
| Brian Carroll | PHI* | 301 |
| Jay Heaps | NE* | 299 |

MINUTES PLAYED

| PLAYER | TEAM | MIN |
|-----------------|------|-------|
| Kevin Hartman | NY* | 37260 |
| Nick Rimando | RSL* | 33453 |
| Steve Ralston | NE* | 33143 |
| Joe Cannon | VAN* | 30732 |
| Kyle Beckerman | RSL* | 29076 |
| Landon Donovan | LA* | 28666 |
| Pablo Mastroeni | LA* | 27522 |
| Jay Heaps | NE* | 27363 |
| Brian Carroll | PHI* | 26865 |
| Tyrone Marshall | COL* | 26654 |

GOALS

| PLAYER | TEAM | GP | GOALS |
|-------------------|------|-----|-------|
| Landon Donovan | LA* | 334 | 144 |
| Jeff Cunningham | CLB* | 365 | 134 |
| Jaime Moreno | DC* | 340 | 133 |
| Ante Razov | CHV* | 262 | 114 |
| Jason Kreis | RSL* | 305 | 108 |
| Dwayne De Rosario | TOR* | 343 | 104 |
| Taylor Twellman | NE | 174 | 101 |
| Edson Buddle | COL* | 292 | 100 |
| Chris Wondolowski | SJ* | 198 | 93 |
| Roy Lassiter | DC* | 179 | 88 |
| Carlos Ruiz | DC* | 182 | 88 |

ASSISTS

| PLAYER | TEAM | GP | ASTS |
|---------------------|------|-----|------|
| Landon Donovan | LA* | 334 | 136 |
| Steve Ralston | NE* | 378 | 135 |
| Carlos Valderrama | COL* | 175 | 114 |
| Brad Davis | HOU* | 338 | 112 |
| Preki | KC* | 242 | 112 |
| Jaime Moreno | DC* | 340 | 102 |
| Marco Etcheverry | DC | 191 | 101 |
| Cobi Jones | LA | 306 | 91 |
| Andy Williams | RSL* | 332 | 86 |
| Mauricio Cienfuegos | LA | 206 | 80 |
| Chris Henderson | NY* | 317 | 80 |

SHOTS

| PLAYER | TEAM | GP | SHOTS |
|-------------------|------|-----|-------|
| Ante Razov | CHV* | 262 | 926 |
| Dwayne De Rosario | TOR* | 343 | 850 |
| Jason Kreis | RSL* | 305 | 818 |
| Preki | KC* | 242 | 773 |
| Jeff Cunningham | CLB* | 365 | 772 |
| Landon Donovan | LA* | 334 | 705 |
| Edson Buddle | COL* | 292 | 703 |
| Jaime Moreno | DC* | 340 | 684 |
| Mark Chung | SJ* | 284 | 624 |
| Brian McBride | CHI* | 220 | 573 |

SHOTS ON GOAL

| PLAYER | TEAM | GP | SOG |
|-------------------|------|-----|-----|
| Ante Razov | CHV* | 262 | 441 |
| Jaime Moreno | DC* | 340 | 394 |
| Jeff Cunningham | CLB* | 365 | 372 |
| Jason Kreis | RSL* | 305 | 370 |
| Dwayne De Rosario | TOR* | 343 | 367 |
| Landon Donovan | LA* | 334 | 365 |
| Preki | KC* | 242 | 323 |
| Taylor Twellman | NE | 174 | 318 |
| Edson Buddle | COL* | 292 | 296 |
| Mark Chung | SJ* | 284 | 282 |

FOULS COMMITTED

| PLAYER | TEAM | GP | FC |
|-----------------|------|-----|-----|
| Kyle Beckerman | RSL* | 353 | 530 |
| Jesse Marsch | CHV* | 321 | 477 |
| Chris Henderson | NY* | 317 | 474 |
| Pablo Mastroeni | LA* | 334 | 474 |
| Brian Mullan | COL* | 323 | 469 |
| Shalrie Joseph | NE* | 283 | 463 |
| Carey Talley | NY* | 315 | 463 |
| Davy Arnaud | DC* | 328 | 452 |
| Tyrone Marshall | COL* | 337 | 452 |
| Richie Williams | NY* | 216 | 451 |

FOULS SUFFERED

| PLAYER | TEAM | GP | FS |
|------------------|------|-----|-----|
| Jaime Moreno | DC* | 340 | 703 |
| Davy Arnaud | DC* | 328 | 698 |
| Andy Williams | RSL* | 332 | 680 |
| Alejandro Moreno | CHV* | 272 | 659 |
| Cobi Jones | LA | 306 | 637 |
| Eddie Gaven | CLB* | 278 | 583 |
| Mark Chung | SJ* | 284 | 578 |
| Landon Donovan | LA* | 334 | 537 |
| Brian Mullan | COL* | 323 | 526 |
| Brian McBride | CHI* | 220 | 503 |

CAUTIONS (YELLOW)

| PLAYER | TEAM | GP | CAUT |
|-----------------|------|-----|------|
| Pablo Mastroeni | LA* | 334 | 81 |
| Kyle Beckerman | RSL* | 353 | 76 |
| Mike Petke | NY* | 307 | 69 |
| Carey Talley | NY* | 315 | 67 |
| Ramiro Corrales | SJ* | 307 | 66 |
| Tyrone Marshall | COL* | 337 | 66 |
| Davy Arnaud | DC* | 328 | 63 |
| Diego Gutierrez | CHI* | 276 | 63 |
| Jay Heaps | NE* | 314 | 63 |
| Jesse Marsch | CHV* | 321 | 61 |

EJECTIONS (RED CARDS)

| PLAYER | TEAM | GP | EJECT |
|----------------------|------|-----|-------|
| Clint Mathis | LA* | 258 | 9 |
| Pablo Mastroeni | LA* | 334 | 8 |
| Ramiro Corrales | SJ* | 307 | 7 |
| Tyrone Marshall | COL* | 337 | 7 |
| Ivan McKinley | DC* | 174 | 7 |
| Mike Petke | NY* | 307 | 7 |
| 13 players tied with | 6 | | |

CORNER KICKS

| PLAYER | TEAM | GP | CK |
|-------------------|------|-----|------|
| Brad Davis | HOU* | 338 | 1107 |
| Marco Etcheverry | DC | 191 | 963 |
| Landon Donovan | LA* | 334 | 712 |
| Steve Ralston | NE* | 378 | 703 |
| Richard Mulrooney | HOU* | 285 | 679 |
| Javier Morales | RSL | 185 | 678 |
| Chris Henderson | NY* | 317 | 593 |
| Cobi Jones | LA | 306 | 529 |
| Graham Zusi | KC | 148 | 517 |
| Robert Warzycha | CLB | 160 | 503 |

OFFSIDES

| PLAYER | TEAM | GP | OFF |
|-------------------|------|-----|-----|
| Jeff Cunningham | CLB* | 365 | 377 |
| Dwayne De Rosario | TOR* | 343 | 353 |
| Ante Razov | CHV* | 262 | 310 |
| Chris Henderson | NY* | 317 | 274 |
| Roy Lassiter | DC* | 179 | 267 |
| Ronald Cerritos | HOU* | 221 | 250 |
| Eddie Johnson | DC* | 202 | 242 |
| Carlos Ruiz | DC* | 182 | 231 |
| Edson Buddle | COL* | 292 | 214 |
| Raul Diaz Arce | COL* | 150 | 201 |

GAME-WINNING GOALS

| PLAYER | TEAM | GP | GWG |
|-------------------|------|-----|-----|
| Landon Donovan | LA* | 334 | 41 |
| Jeff Cunningham | CLB* | 365 | 40 |
| Chris Wondolowski | SJ* | 198 | 34 |
| Ante Razov | CHV* | 262 | 33 |
| Jason Kreis | RSL* | 305 | 31 |
| Edson Buddle | COL* | 292 | 30 |
| Taylor Twellman | NE | 174 | 28 |
| Dwayne De Rosario | TOR* | 343 | 27 |
| Eddie Johnson | DC* | 202 | 26 |
| Jaime Moreno | DC* | 340 | 26 |

GAME-WINNING ASSISTS

| PLAYER | TEAM | GP | GWA |
|---------------------|------|-----|-----|
| Landon Donovan | LA* | 334 | 41 |
| Steve Ralston | NE* | 378 | 41 |
| Brad Davis | HOU* | 338 | 37 |
| Carlos Valderrama | COL* | 175 | 33 |
| Cobi Jones | LA | 306 | 30 |
| Preki | KC* | 242 | 29 |
| Mauricio Cienfuegos | LA | 206 | 28 |
| Jaime Moreno | DC* | 340 | 26 |
| Marco Etcheverry | DC | 191 | 25 |
| Kyle Beckerman | RSL* | 353 | 24 |
| Dwayne De Rosario | TOR* | 343 | 24 |

HAT TRICKS

| PLAYER | TEAM | GP | HATS |
|---------------------|------|-----|------|
| Stern John | CLB | 55 | 5 |
| Diego Serna | COL* | 124 | 5 |
| Edson Buddle | COL* | 292 | 4 |
| Mamadou Diallo | NY* | 74 | 4 |
| Landon Donovan | LA* | 334 | 4 |
| Cobi Jones | LA | 306 | 4 |
| Chris Wondolowski | SJ* | 198 | 4 |
| 7 players tied with | 3 | | |

sponsored by **HERBALIFE****MULTI-GOAL GAMES**

| PLAYER | TEAM | GP | GAMES |
|-------------------|------|-----|-------|
| Landon Donovan | LA* | 334 | 32 |
| Jeff Cunningham | CLB* | 365 | 22 |
| Ante Razov | CHV* | 262 | 22 |
| Jaime Moreno | DC* | 340 | 17 |
| Carlos Ruiz | DC* | 182 | 17 |
| Edson Buddle | COL* | 292 | 16 |
| Taylor Twellman | NE | 174 | 16 |
| Chris Wondolowski | SJ* | 198 | 15 |
| Juan Pablo Angel | CHV* | 152 | 14 |
| Dwayne De Rosario | TOR* | 343 | 14 |

PENALTY-KICK GOALS

| PLAYER | TEAM | GP | PKG |
|---------------------|------|-----|-----|
| Jaime Moreno | DC* | 340 | 44 |
| Landon Donovan | LA* | 334 | 31 |
| Preki | KC* | 242 | 23 |
| Jeff Cunningham | CLB* | 365 | 20 |
| Carlos Ruiz | DC* | 182 | 16 |
| Amado Guevara | TOR* | 153 | 15 |
| Brad Davis | HOU* | 338 | 14 |
| Dwayne De Rosario | TOR* | 343 | 14 |
| Alvaro Saborio | RSL | 113 | 14 |
| 5 players tied with | | 13 | |

GOALS PER GAME

| PLAYER | TEAM | GP | GOALS | AVG |
|-------------------------|------|-----|----------|------|
| Stern John | CLB | 55 | 44 | 0.80 |
| Bradley Wright-Phillips | NY | 39 | 28 | 0.72 |
| Mamadou Diallo | NY* | 74 | 47 | 0.64 |
| Robbie Keane | LA | 84 | 53 | 0.63 |
| Taylor Twellman | NE | 174 | 101 | 0.58 |
| Raul Diaz Arce | COL* | 150 | 82 | 0.55 |
| Alvaro Saborio | RSL | 113 | 60 | 0.53 |
| Ariel Graziani | SJ* | 88 | 44 | 0.50 |
| Erick Torres | CHV | 44 | 22 | 0.50 |
| Roy Lassiter | DC* | 179 | 88 | 0.49 |
| Minimum: | | | 20 goals | |

ASSISTS PER GAME

| PLAYER | TEAM | GP | ASTS | AVG |
|-------------------|------|-----|------------|------|
| Carlos Valderrama | COL* | 175 | 114 | 0.65 |
| Marco Etcheverry | DC | 191 | 101 | 0.53 |
| Preki | KC* | 242 | 112 | 0.46 |
| Adrian Paz | COL* | 80 | 34 | 0.43 |
| Martin Machon | MIA* | 85 | 36 | 0.42 |
| Diego Valeri | POR | 64 | 27 | 0.42 |
| Peter Nowak | CHI | 114 | 48 | 0.42 |
| Cuauhtemoc Blanco | CHI | 62 | 26 | 0.42 |
| Robbie Keane | LA | 84 | 35 | 0.42 |
| David Beckham | LA | 98 | 40 | 0.41 |
| Minimum: | | | 20 assists | |

GOALS PER

| PLAYER | TEAM | MIN | GOALS | AVG |
|-------------------------|------|----------|-------|------|
| Stern John | CLB | 4463 | 44 | 0.89 |
| Bradley Wright-Phillips | NY | 2910 | 28 | 0.87 |
| Mamadou Diallo | NY* | 5846 | 47 | 0.72 |
| Robbie Keane | LA | 7323 | 53 | 0.65 |
| Musa Shannon | COL* | 2830 | 20 | 0.64 |
| Dom Dwyer | KC | 3402 | 24 | 0.63 |
| Alvaro Saborio | RSL | 8800 | 60 | 0.61 |
| Taylor Twellman | NE | 15046 | 101 | 0.60 |
| Raul Diaz Arce | COL* | 12422 | 82 | 0.59 |
| Chris Wondolowski | SJ* | 14519 | 93 | 0.58 |
| Minimum: | | 20 goals | | |

ASSISTS PER

| PLAYER | TEAM | MIN | ASTS | AVG |
|-------------------|------|------------|------|------|
| Carlos Valderrama | COL* | 15621 | 114 | 0.66 |
| Marco Etcheverry | DC | 16304 | 101 | 0.56 |
| Hristo Stoichkov | DC* | 3497 | 20 | 0.51 |
| Preki | KC* | 19956 | 112 | 0.51 |
| Adrian Paz | COL* | 6170 | 34 | 0.50 |
| Diego Valeri | POR | 5040 | 27 | 0.48 |
| Mauro Rosales | VAN* | 8442 | 45 | 0.48 |
| Eric Wynalda | CHI* | 7162 | 37 | 0.46 |
| Martin Machon | MIA* | 6977 | 36 | 0.46 |
| Cuauhtemoc Blanco | CHI | 5083 | 26 | 0.46 |
| Minimum: | | 20 assists | | |

SCORING PCT.

| PLAYER | TEAM | GP | SHOTS | GOALS | PCT |
|-------------------------|------|-----|----------|-------|------|
| Giovanni Savarese | SJ* | 116 | 218 | 51 | 23.4 |
| Bradley Wright-Phillips | NY | 39 | 121 | 28 | 23.1 |
| Adolfo Valencia | NY | 48 | 93 | 21 | 22.6 |
| Roy Lassiter | DC* | 179 | 398 | 88 | 22.1 |
| Musa Shannon | COL* | 51 | 93 | 20 | 21.5 |
| Alex Pineda Chacon | CLB* | 59 | 98 | 21 | 21.4 |
| Obafemi Martins | SEA | 51 | 120 | 25 | 20.8 |
| Landon Donovan | LA* | 334 | 705 | 144 | 20.4 |
| Stern John | CLB | 55 | 220 | 44 | 20.0 |
| Brian Ching | HOU* | 233 | 412 | 82 | 19.9 |
| Minimum: | | | 20 goals | | |

SHOTS ON GOAL PCT.

| PLAYER | TEAM | GP | SHOTS | SOG | PCT |
|-----------------------|------|-----|------------------|-----|------|
| Pete Marino | MIA* | 100 | 126 | 82 | 65.1 |
| Gerrell Elliott | DAL | 65 | 119 | 77 | 64.7 |
| Vitalis Takawira | KC | 103 | 163 | 102 | 62.6 |
| Giovanni Savarese | SJ* | 116 | 218 | 130 | 59.6 |
| Abdul Thompson Conteh | DC* | 61 | 151 | 90 | 59.6 |
| Roy Lassiter | DC* | 179 | 398 | 236 | 59.3 |
| Jaime Moreno | DC* | 340 | 684 | 394 | 57.6 |
| Ronald Cerritos | HOU* | 221 | 427 | 244 | 57.1 |
| Taylor Twellman | NE | 174 | 557 | 318 | 57.1 |
| Christian Gomez | DC* | 144 | 290 | 159 | 54.8 |
| Minimum: | | | 75 shots on goal | | |

GAMES PLAYED IN GOAL

| PLAYER | TEAM | GP |
|---------------|------|-----|
| Kevin Hartman | NY* | 416 |
| Nick Rimando | RSL* | 370 |
| Joe Cannon | VAN* | 342 |
| Jon Busch | SJ* | 297 |
| Matt Reis | NE* | 293 |
| Zach Thornton | CHV* | 282 |
| Tony Meola | NY* | 250 |
| Scott Garlick | RSL* | 237 |
| Pat Onstad | DC* | 223 |
| Troy Perkins | MTL* | 213 |

GAMES STARTED IN GOAL

| PLAYER | TEAM | GS |
|---------------|------|-----|
| Kevin Hartman | NY* | 411 |
| Nick Rimando | RSL* | 370 |
| Joe Cannon | VAN* | 341 |
| Jon Busch | SJ* | 296 |
| Matt Reis | NE* | 288 |
| Zach Thornton | CHV* | 276 |
| Tony Meola | NY* | 250 |
| Scott Garlick | RSL* | 234 |
| Pat Onstad | DC* | 223 |
| Troy Perkins | MTL* | 213 |

MINUTES PLAYED IN GOAL

| PLAYER | TEAM | MIN |
|---------------|------|-------|
| Kevin Hartman | NY* | 37260 |
| Nick Rimando | RSL* | 33453 |
| Joe Cannon | VAN* | 30732 |
| Jon Busch | SJ* | 26645 |
| Matt Reis | NE* | 25936 |
| Zach Thornton | CHV* | 24935 |
| Tony Meola | NY* | 22555 |
| Scott Garlick | RSL* | 21171 |
| Pat Onstad | DC* | 20076 |
| Troy Perkins | MTL* | 19147 |

GOALS AGAINST AVG.

| PLAYER | TEAM | GP | MIN | SHTS | SVS | GA | GAA | W-L-T | SHO |
|------------------|------|-----|---------------------|------|------|-----|------|-----------|-----|
| Jimmy Nielsen | KC | 128 | 11497 | 430 | 304 | 126 | 0.99 | 57-38-32 | 45 |
| Kasey Keller | SEA | 93 | 8264 | 367 | 270 | 97 | 1.06 | 44-22-25 | 30 |
| Bouna Coundoul | NY* | 99 | 8823 | 474 | 363 | 111 | 1.13 | 36-36-25 | 32 |
| Pat Onstad | DC* | 223 | 20076 | 952 | 698 | 254 | 1.14 | 93-59-70 | 64 |
| Donovan Ricketts | POR* | 167 | 14822 | 676 | 486 | 190 | 1.15 | 72-41-49 | 53 |
| Nick Rimando | RSL* | 370 | 33453 | 1733 | 1293 | 440 | 1.18 | 164-122-8 | 115 |
| Josh Saunders | RSL* | 59 | 5086 | 237 | 169 | 68 | 1.20 | 32-13-12 | 20 |
| Kevin Hartman | NY* | 416 | 37260 | 1975 | 1474 | 501 | 1.21 | 180-143-8 | 112 |
| William Hesmer | CLB* | 133 | 11965 | 582 | 421 | 161 | 1.21 | 60-40-33 | 42 |
| Jon Busch | SJ* | 297 | 26645 | 1486 | 1116 | 370 | 1.25 | 110-93-90 | 82 |
| Minimum: | | | 4500 minutes played | | | | | | |



sponsored by HERBALIFE.

WINNING PCT.

| PLAYER | TEAM | GP | WON | LOST | TIED | PCT |
|-------------------|---------|-----|-----|------|------|------|
| Josh Saunders | RSL* | 59 | 32 | 13 | 12 | .667 |
| Jorge Campos | CHI* | 51 | 29 | 16 | 0 | .644 |
| Kasey Keller | SEA | 93 | 44 | 22 | 25 | .621 |
| Michael Gspurning | SEA | 49 | 24 | 13 | 11 | .615 |
| Marcus Hahnemann | SEA* | 70 | 41 | 27 | 0 | .603 |
| Donovan Ricketts | POR* | 167 | 72 | 41 | 49 | .596 |
| Luis Robles | NY | 72 | 32 | 20 | 20 | .583 |
| Mark Simpson | DC | 53 | 26 | 18 | 4 | .583 |
| Brad Friedel | CLB | 38 | 22 | 16 | 0 | .579 |
| Pat Onstad | DC* | 223 | 93 | 59 | 70 | .577 |
| Minimum: | 20 wins | | | | | |

WINS

| PLAYER | TEAM | GP | WON |
|---------------|------|-----|-----|
| Kevin Hartman | NY* | 416 | 180 |
| Nick Rimando | RSL* | 370 | 164 |
| Zach Thornton | CHV* | 282 | 131 |
| Joe Cannon | VAN* | 342 | 119 |
| Jon Busch | SJ* | 297 | 110 |
| Matt Reis | NE* | 293 | 110 |
| Scott Garlick | RSL* | 237 | 107 |
| Tony Meola | NY* | 250 | 97 |
| Pat Onstad | DC* | 223 | 93 |
| Troy Perkins | MTL* | 213 | 74 |

LOSSES

| PLAYER | TEAM | GP | LOST |
|---------------|------|-----|------|
| Kevin Hartman | NY* | 416 | 143 |
| Joe Cannon | VAN* | 342 | 141 |
| Nick Rimando | RSL* | 370 | 122 |
| Tony Meola | NY* | 250 | 109 |
| Matt Reis | NE* | 293 | 98 |
| Zach Thornton | CHV* | 282 | 97 |
| Jon Busch | SJ* | 297 | 93 |
| Scott Garlick | RSL* | 237 | 93 |
| Troy Perkins | MTL* | 213 | 84 |
| Dan Kennedy | CHV* | 144 | 71 |

SAVES

| PLAYER | TEAM | GP | SVS |
|---------------|------|-----|------|
| Kevin Hartman | NY* | 416 | 1474 |
| Joe Cannon | VAN* | 342 | 1331 |
| Nick Rimando | RSL* | 370 | 1293 |
| Tony Meola | NY* | 250 | 1136 |
| Jon Busch | SJ* | 297 | 1116 |
| Matt Reis | NE* | 293 | 1114 |
| Scott Garlick | RSL* | 237 | 1021 |
| Zach Thornton | CHV* | 282 | 987 |
| Troy Perkins | MTL* | 213 | 712 |
| Pat Onstad | DC* | 223 | 698 |

SHUTOUTS

| PLAYER | TEAM | GP | SHO |
|------------------|------|-----|-----|
| Nick Rimando | RSL* | 370 | 115 |
| Kevin Hartman | NY* | 416 | 112 |
| Joe Cannon | VAN* | 342 | 86 |
| Jon Busch | SJ* | 297 | 82 |
| Zach Thornton | CHV* | 282 | 76 |
| Matt Reis | NE* | 293 | 75 |
| Pat Onstad | DC* | 223 | 64 |
| Tony Meola | NY* | 250 | 62 |
| Troy Perkins | MTL* | 213 | 53 |
| Donovan Ricketts | POR* | 167 | 53 |

SAVES PERCENTAGE

| PLAYER | TEAM | GP | SAVES | SOG | PCT |
|----------------|-----------|-----|-------|------|------|
| Brad Friedel | CLB | 38 | 177 | 234 | 75.6 |
| Bouna Coundoul | NY* | 99 | 363 | 488 | 74.4 |
| Tony Meola | NY* | 250 | 1136 | 1546 | 73.5 |
| Jon Busch | SJ* | 297 | 1116 | 1520 | 73.4 |
| Tim Howard | NY | 85 | 442 | 607 | 72.8 |
| Kasey Keller | SEA | 93 | 270 | 372 | 72.6 |
| Jorge Campos | CHI* | 51 | 195 | 269 | 72.5 |
| Joe Cannon | VAN* | 342 | 1331 | 1843 | 72.2 |
| Nick Rimando | RSL* | 370 | 1293 | 1791 | 72.2 |
| Mark Dodd | DAL | 92 | 495 | 686 | 72.2 |
| Minimum: | 175 saves | | | | |

* Played for more than one team; most recent team listed.

MLS INDIVIDUAL LEADERS IN POSTSEASON GAMES (ALL-TIME) POST SEASON TOTALS

GAMES PLAYED

| PLAYER | TEAM | GP |
|---------------------|------|----|
| Kevin Hartman | NY* | 49 |
| Cobi Jones | LA | 45 |
| Landon Donovan | LA* | 41 |
| Diego Gutierrez | CHI* | 40 |
| Jeff Agoos | NY* | 39 |
| Chris Armas | CHI* | 37 |
| Dema Kovalenko | LA* | 37 |
| Jesse Marsch | CHV* | 37 |
| Brian Mullan | COL* | 36 |
| 4 players tied with | 35 | |

GAMES STARTED

| PLAYER | TEAM | GS |
|---------------------|------|----|
| Kevin Hartman | NY* | 49 |
| Cobi Jones | LA | 43 |
| Landon Donovan | LA* | 41 |
| Jeff Agoos | NY* | 39 |
| Chris Armas | CHI* | 37 |
| Jesse Marsch | CHV* | 37 |
| C.J. Brown | CHI | 35 |
| Dema Kovalenko | LA* | 35 |
| Zach Thornton | CHV* | 35 |
| Mauricio Cienfuegos | LA | 34 |
| Diego Gutierrez | CHI* | 34 |
| Steve Ralston | NE* | 34 |

MINUTES PLAYED

| PLAYER | TEAM | MIN |
|-----------------|------|------|
| Kevin Hartman | NY* | 4522 |
| Cobi Jones | LA | 3938 |
| Landon Donovan | LA* | 3855 |
| Jeff Agoos | NY* | 3557 |
| Chris Armas | CHI* | 3383 |
| Diego Gutierrez | CHI* | 3270 |
| Jesse Marsch | CHV* | 3228 |
| C.J. Brown | CHI | 3221 |
| Zach Thornton | CHV* | 3193 |
| Steve Ralston | NE* | 3164 |

GOALS

| PLAYER | TEAM | GP | GOALS |
|---------------------|------|----|-------|
| Landon Donovan | LA* | 41 | 25 |
| Carlos Ruiz | DC* | 17 | 16 |
| Roy Lassiter | DC* | 21 | 13 |
| Jaime Moreno | DC* | 32 | 12 |
| Ante Razov | CHV* | 35 | 11 |
| Brian McBride | CHI* | 28 | 10 |
| Preki | KC* | 26 | 10 |
| Taylor Twellman | NE | 21 | 10 |
| Robbie Keane | LA | 17 | 9 |
| 4 players tied with | 8 | | |

ASSISTS

| PLAYER | TEAM | GP | ASTS |
|---------------------|------|----|------|
| Mauricio Cienfuegos | LA | 35 | 14 |
| Landon Donovan | LA* | 41 | 14 |
| Marco Etcheverry | DC | 23 | 13 |
| Cobi Jones | LA | 45 | 13 |
| Jaime Moreno | DC* | 32 | 10 |
| Peter Nowak | CHI | 20 | 10 |
| Ante Razov | CHV* | 35 | 10 |
| Brad Davis | HOU* | 27 | 9 |
| Javier Morales | RSL | 20 | 9 |
| Brian Mullan | COL* | 36 | 9 |
| Andy Williams | RSL* | 23 | 9 |

SHOTS

| PLAYER | TEAM | GP | SHOTS |
|-----------------|------|----|-------|
| Landon Donovan | LA* | 41 | 113 |
| Ante Razov | CHV* | 35 | 95 |
| Jaime Moreno | DC* | 32 | 73 |
| Brian McBride | CHI* | 28 | 71 |
| Cobi Jones | LA | 45 | 66 |
| Carlos Ruiz | DC* | 17 | 65 |
| Preki | KC* | 26 | 63 |
| Taylor Twellman | NE | 21 | 61 |
| Clint Mathis | LA* | 28 | 60 |
| Mark Chung | SJ* | 26 | 58 |

SHOTS ON GOAL

| PLAYER | TEAM | GP | SOG |
|-----------------|------|----|-----|
| Landon Donovan | LA* | 41 | 56 |
| Ante Razov | CHV* | 35 | 38 |
| Carlos Ruiz | DC* | 17 | 33 |
| Jaime Moreno | DC* | 32 | 32 |
| Preki | KC* | 26 | 32 |
| Brian McBride | CHI* | 28 | 31 |
| Roy Lassiter | DC* | 21 | 30 |
| Taylor Twellman | NE | 21 | 30 |
| Cobi Jones | LA | 45 | 29 |
| Clint Mathis | LA* | 28 | 29 |

FOULS COMMITTED

| PLAYER | TEAM | GP | FC |
|-----------------|------|----|----|
| Diego Gutierrez | CHI* | 40 | 92 |
| Chris Armas | CHI* | 37 | 74 |
| Dema Kovalenko | LA* | 37 | 72 |
| Pablo Mastroeni | LA* | 27 | 67 |
| Chris Henderson | NY* | 31 | 65 |
| Jay Heaps | NE* | 30 | 64 |
| Ante Razov | CHV* | 35 | 63 |
| Landon Donovan | LA* | 41 | 60 |
| Jesse Marsch | CHV* | 37 | 59 |
| Jaime Moreno | DC* | 32 | 58 |



sponsored by HERBALIFE

FOULS SUFFERED

| PLAYER | TEAM | GP | FS |
|---------------------|------|----|-----|
| Cobi Jones | LA | 45 | 113 |
| Jaime Moreno | DC* | 32 | 102 |
| Landon Donovan | LA* | 41 | 93 |
| Taylor Twellman | NE | 21 | 70 |
| Mauricio Cienfuegos | LA | 35 | 68 |
| Mark Chung | SJ* | 26 | 65 |
| Oscar Pareja | DAL* | 17 | 64 |
| Carlos Ruiz | DC* | 17 | 64 |
| Jeff Agoos | NY* | 39 | 62 |
| Demetris Kovalenko | LA* | 37 | 61 |

CAUTIONS (YELLOW)

| PLAYER | TEAM | GP | CAUT |
|---------------------|------|----|------|
| Demetris Kovalenko | LA* | 37 | 15 |
| Diego Gutierrez | CHI* | 40 | 12 |
| Kyle Beckerman | RSL* | 31 | 10 |
| Pablo Mastroeni | LA* | 27 | 10 |
| Landon Donovan | LA* | 41 | 9 |
| Daniel Hernandez | DAL* | 23 | 9 |
| Jesse Marsch | CHV* | 37 | 9 |
| Brian Mullan | COL* | 36 | 9 |
| Robert Warzycha | CLB | 17 | 9 |
| 5 players tied with | 8 | | |

EJECTIONS (RED CARDS)

| PLAYER | TEAM | GP | EJECT |
|----------------------|------|----|-------|
| Rafa Marquez | NY | 6 | 2 |
| Diego Serna | COL* | 7 | 2 |
| 60 players tied with | 1 | | |

CORNER KICKS

| PLAYER | TEAM | GP | CK |
|-------------------|------|----|-----|
| Marco Etcheverry | DC | 23 | 119 |
| Brad Davis | HOU* | 27 | 92 |
| Cobi Jones | LA | 45 | 83 |
| Steve Ralston | NE* | 34 | 75 |
| David Beckham | LA | 17 | 68 |
| Javier Morales | RSL | 20 | 64 |
| Richard Mulrooney | HOU* | 19 | 64 |
| Landon Donovan | LA* | 41 | 61 |
| Chris Henderson | NY* | 31 | 61 |
| Graham Zusi | KC | 11 | 52 |

OFFSIDES

| PLAYER | TEAM | GP | OFF |
|-----------------|------|----|-----|
| Ante Razov | CHV* | 35 | 40 |
| Carlos Ruiz | DC* | 17 | 33 |
| Luis Hernandez | LA | 10 | 23 |
| Raul Diaz Arce | COL* | 12 | 22 |
| Chris Henderson | NY* | 31 | 22 |
| Roy Lassiter | DC* | 21 | 22 |
| Brian Ching | HOU* | 26 | 21 |
| Eddie Johnson | DC* | 14 | 21 |
| Taylor Twellman | NE | 21 | 20 |
| Adolfo Valencia | NY | 8 | 20 |

GAME-WINNING GOALS

| PLAYER | TEAM | GP | GWG |
|----------------------|------|----|-----|
| Landon Donovan | LA* | 41 | 10 |
| Jaime Moreno | DC* | 32 | 5 |
| Brian McBride | CHI* | 28 | 4 |
| Carlos Ruiz | DC* | 17 | 4 |
| Taylor Twellman | NE | 21 | 4 |
| 10 players tied with | 3 | | |

GAME-WINNING ASSISTS

| PLAYER | TEAM | GP | GWA |
|---------------------|------|----|-----|
| Marco Etcheverry | DC | 23 | 5 |
| Cobi Jones | LA | 45 | 5 |
| Brian Mullan | COL* | 36 | 5 |
| David Beckham | LA | 17 | 4 |
| Landon Donovan | LA* | 41 | 4 |
| Javier Morales | RSL | 20 | 4 |
| Jaime Moreno | DC* | 32 | 4 |
| 9 players tied with | 3 | | |

HAT TRICKS

| PLAYER | TEAM | GP | HATS |
|----------------|------|----|------|
| Raul Diaz Arce | COL* | 12 | 1 |
| Landon Donovan | LA* | 41 | 1 |
| Stern John | CLB | 10 | 1 |

MULTI-GOAL GAMES

| PLAYER | TEAM | GP | GAMES |
|-------------------|------|----|-------|
| Landon Donovan | LA* | 41 | 5 |
| Roy Lassiter | DC* | 21 | 4 |
| Carlos Ruiz | DC* | 17 | 4 |
| Paul Bravo | COL* | 15 | 2 |
| Will Bruin | HOU | 13 | 2 |
| Charlie Davies | NE* | 5 | 2 |
| Carlos Hermosillo | LA | 9 | 2 |
| Stern John | CLB | 10 | 2 |
| Robbie Keane | LA | 17 | 2 |
| Brian McBride | CHI* | 28 | 2 |
| Jaime Moreno | DC* | 32 | 2 |
| Ante Razov | CHV* | 35 | 2 |

PENALTY-KICK GOALS

| PLAYER | TEAM | GP | PKG |
|----------------------|------|----|-----|
| Landon Donovan | LA* | 41 | 6 |
| Greg Vanney | LA* | 32 | 3 |
| Robbie Keane | LA | 17 | 2 |
| Lubos Kubik | DAL* | 9 | 2 |
| Michel | DAL | 3 | 2 |
| Jorge Rodriguez | DAL | 18 | 2 |
| 25 players tied with | 1 | | |

GOALS PER GAME

| PLAYER | TEAM | GP | GOALS | AVG |
|-------------------------|------|----|-------|------|
| Alex | CHI | 1 | 1 | 1.00 |
| Mamadou Diallo | NY* | 2 | 2 | 1.00 |
| Federico Higuain | CLB | 1 | 1 | 1.00 |
| Erik Hurtado | VAN | 1 | 1 | 1.00 |
| Guillermo Ramirez | LA | 1 | 1 | 1.00 |
| Roy Wegerle | TB* | 2 | 2 | 1.00 |
| Carlos Ruiz | DC* | 17 | 16 | 0.94 |
| Bradley Wright-Phillips | NY | 6 | 5 | 0.83 |
| Charlie Davies | NE* | 5 | 4 | 0.80 |
| Stern John | CLB | 10 | 8 | 0.80 |

ASSISTS PER GAME

| PLAYER | TEAM | GP | ASTS | AVG |
|----------------------------|------|----|------|------|
| Guillermo Barros Schelotto | CLB | 7 | 7 | 1.00 |
| Hong Myung-Bo | LA | 2 | 2 | 1.00 |
| Hugo Sanchez | DAL | 2 | 2 | 1.00 |
| Matt Watson | CHI* | 1 | 1 | 1.00 |
| David Ferreira | DAL | 4 | 3 | 0.75 |
| Roberto Donadoni | NY | 3 | 2 | 0.67 |
| Rod Dyachenko | DC | 3 | 2 | 0.67 |
| Benny Feilhaber | KC* | 5 | 3 | 0.60 |
| Lee Nguyen | NE | 7 | 4 | 0.57 |
| Marco Etcheverry | DC | 23 | 13 | 0.57 |

GOALS PER

| PLAYER | TEAM | MIN | GOALS | AVG |
|--------------------|------|-----|-------|-------|
| McKinley Tennyson | LA | 5 | 1 | 18.00 |
| Eric Avila | CHV* | 18 | 1 | 5.00 |
| Frederic Piquionne | POR | 42 | 1 | 2.14 |
| Alex | CHI | 45 | 1 | 2.00 |
| Guillermo Ramirez | LA | 54 | 1 | 1.67 |
| John Ball | CHI | 59 | 1 | 1.53 |
| Carlo Costly | HOU | 64 | 1 | 1.41 |
| Darren Mattocks | VAN | 71 | 1 | 1.27 |
| Roy Wegerle | TB* | 144 | 2 | 1.25 |
| Erik Hurtado | VAN | 78 | 1 | 1.15 |

ASSISTS PER 90 MIN.

| PLAYER | TEAM | MIN | ASTS | AVG |
|----------------------------|------|-----|------|------|
| Rod Dyachenko | DC | 83 | 2 | 2.17 |
| John Jairo Trellez | DAL | 50 | 1 | 1.80 |
| Seth Tremblay | RSL* | 62 | 1 | 1.45 |
| Johnny Torres | CHI* | 63 | 1 | 1.43 |
| Patrick Mullins | NE | 64 | 1 | 1.41 |
| Jose Luis Morales | NE | 68 | 1 | 1.32 |
| Daigo Kobayashi | NE* | 78 | 1 | 1.15 |
| Matt Watson | CHI* | 80 | 1 | 1.13 |
| Hugo Sanchez | DAL | 172 | 2 | 1.05 |
| Guillermo Barros Schelotto | CLB | 623 | 7 | 1.01 |

SCORING PCT.

| PLAYER | TEAM | GP | SHOTS | GOALS | PCT |
|--------------------|------|----|-------|-------|-------|
| Tayt Ianni | SJ | 3 | 1 | 1 | 100.0 |
| Miles Joseph | DAL* | 5 | 1 | 1 | 100.0 |
| Darren Mattocks | VAN | 2 | 1 | 1 | 100.0 |
| Steve Morrow | DAL | 3 | 1 | 1 | 100.0 |
| Frederic Piquionne | POR | 2 | 1 | 1 | 100.0 |
| Waldir | COL | 2 | 1 | 1 | 100.0 |
| McKinley Tennyson | LA | 2 | 1 | 1 | 100.0 |
| DeAndre Yedlin | SEA | 6 | 1 | 1 | 100.0 |
| Ivan Guerrero | COL* | 5 | 3 | 2 | 66.7 |
| Roy Wegerle | TB* | 2 | 3 | 2 | 66.7 |

SHOTS ON GOAL PCT.

| PLAYER | TEAM | GP | SHOTS | SOG | PCT |
|-------------------|------|----|-------|-----|------|
| Vitalis Takawira | KC | 7 | 13 | 12 | 92.3 |
| Jorge Rodriguez | DAL | 18 | 10 | 9 | 90.0 |
| Cuahtemoc Blanco | CHI | 9 | 19 | 14 | 73.7 |
| Tony Sanneh | LA* | 20 | 16 | 11 | 68.8 |
| Carlos Hermosillo | LA | 9 | 16 | 10 | 62.5 |
| Luis Hernandez | LA | 10 | 21 | 13 | 61.9 |
| Eduardo Hurtado | NE* | 9 | 20 | 12 | 60.0 |
| Jesse Marsch | CHV* | 37 | 30 | 18 | 60.0 |
| Stern John | CLB | 10 | 35 | 20 | 57.1 |
| Roy Lassiter | DC* | 21 | 53 | 30 | 56.6 |

Minimum: 9 shots on goal

GAMES PLAYED IN GOAL

| PLAYER | TEAM | GP |
|---------------|------|----|
| Kevin Hartman | NY* | 49 |
| Zach Thornton | CHV* | 35 |
| Nick Rimando | RSL* | 33 |
| Tony Meola | NY* | 23 |
| Matt Reis | NE* | 22 |
| Pat Onstad | DC* | 21 |
| Jon Busch | SJ* | 18 |
| Joe Cannon | VAN* | 18 |
| Tally Hall | HOU | 15 |
| Tom Presthus | CLB* | 15 |

GAMES STARTED IN GOAL

| PLAYER | TEAM | GS |
|---------------|------|----|
| Kevin Hartman | NY* | 49 |
| Zach Thornton | CHV* | 35 |
| Nick Rimando | RSL* | 33 |
| Tony Meola | NY* | 23 |
| Pat Onstad | DC* | 21 |
| Matt Reis | NE* | 21 |
| Jon Busch | SJ* | 18 |
| Joe Cannon | VAN* | 18 |
| Tally Hall | HOU | 15 |
| Tom Presthus | CLB* | 14 |



sponsored by HERBALIFE.

MINUTES PLAYED IN GOAL

| PLAYER | TEAM | MIN |
|---------------|------|------|
| Kevin Hartman | NY* | 4522 |
| Zach Thornton | CHV* | 3193 |
| Nick Rimando | RSL* | 3079 |
| Tony Meola | NY* | 2135 |
| Matt Reis | NE* | 2090 |
| Pat Onstad | DC* | 2043 |
| Joe Cannon | VAN* | 1690 |
| Jon Busch | SJ* | 1670 |
| Tally Hall | HOU | 1380 |
| Tom Presthus | CLB* | 1261 |

GOALS AGAINST AVG.

| PLAYER | TEAM | GP | MIN | SHTS | SVS | GA | GAA | W-L-T | SHO |
|---------------|--------------------|----|------|------|-----|----|------|-------|-----|
| Jaime Penedo | LA | 7 | 690 | 27 | 22 | 5 | 0.65 | 4-2-1 | 4 |
| Adin Brown | POR* | 10 | 954 | 66 | 59 | 7 | 0.66 | 4-3-3 | 5 |
| Jon Conway | CHI* | 4 | 360 | 16 | 13 | 3 | 0.75 | 0-2-2 | 1 |
| Stefan Frei | SEA* | 4 | 360 | 14 | 11 | 3 | 0.75 | 1-1-2 | 1 |
| Josh Saunders | RSL* | 11 | 954 | 38 | 30 | 8 | 0.75 | 8-2-1 | 3 |
| Jimmy Nielsen | KC | 10 | 960 | 24 | 15 | 9 | 0.84 | 5-3-2 | 4 |
| Jeff Cassar | DAL* | 5 | 405 | 17 | 13 | 4 | 0.89 | 0-4-0 | 2 |
| Tally Hall | HOU | 15 | 1380 | 65 | 51 | 14 | 0.91 | 8-4-3 | 5 |
| Jon Busch | SJ* | 18 | 1670 | 88 | 71 | 17 | 0.92 | 6-7-5 | 6 |
| Matt Pickens | NE* | 12 | 1170 | 61 | 49 | 12 | 0.92 | 6-5-1 | 5 |
| Minimum: | 300 minutes played | | | | | | | | |

WINNING PCT.

| PLAYER | TEAM | GP | WON | LOST | TIED | PCT |
|--------------------|------|----|-----|------|------|-------|
| Mark Simpson | DC | 6 | 5 | 0 | 0 | 1.000 |
| Josh Saunders | RSL* | 11 | 8 | 2 | 1 | .773 |
| Chris Seitz | DAL* | 2 | 1 | 0 | 1 | .750 |
| Bobby Shuttleworth | NE | 5 | 3 | 1 | 1 | .700 |
| Paul Grafer | NY* | 3 | 2 | 1 | 0 | .667 |
| Tom Presthus | CLB* | 15 | 10 | 5 | 0 | .667 |
| Dario Sala | DAL | 4 | 2 | 1 | 0 | .667 |
| Donovan Ricketts | POR* | 11 | 6 | 3 | 1 | .650 |
| Jaime Penedo | LA | 7 | 4 | 2 | 1 | .643 |
| Tally Hall | HOU | 15 | 8 | 4 | 3 | .633 |

WINS

| PLAYER | TEAM | GP | WON |
|---------------|------|----|-----|
| Kevin Hartman | NY* | 49 | 24 |
| Zach Thornton | CHV* | 35 | 17 |
| Nick Rimando | RSL* | 33 | 13 |
| Pat Onstad | DC* | 21 | 10 |
| Tom Presthus | CLB* | 15 | 10 |
| Matt Reis | NE* | 22 | 10 |
| Tony Meola | NY* | 23 | 9 |
| Tally Hall | HOU | 15 | 8 |
| Josh Saunders | RSL* | 11 | 8 |
| Joe Cannon | VAN* | 18 | 7 |

LOSSES

| PLAYER | TEAM | GP | LOST |
|---------------|------|----|------|
| Kevin Hartman | NY* | 49 | 17 |
| Zach Thornton | CHV* | 35 | 13 |
| Tony Meola | NY* | 23 | 11 |
| Nick Rimando | RSL* | 33 | 11 |
| Joe Cannon | VAN* | 18 | 8 |
| Jon Busch | SJ* | 18 | 7 |
| Mark Dodd | DAL | 12 | 7 |
| Matt Jordan | COL* | 12 | 7 |
| Pat Onstad | DC* | 21 | 7 |
| Matt Reis | NE* | 22 | 7 |

SAVES

| PLAYER | TEAM | GP | SVS |
|---------------|------|----|-----|
| Kevin Hartman | NY* | 49 | 175 |
| Zach Thornton | CHV* | 35 | 122 |
| Nick Rimando | RSL* | 33 | 114 |
| Matt Reis | NE* | 22 | 103 |
| Tony Meola | NY* | 23 | 96 |
| Jon Busch | SJ* | 18 | 71 |
| Joe Cannon | VAN* | 18 | 64 |
| Adin Brown | POR* | 10 | 59 |
| Pat Onstad | DC* | 21 | 58 |
| Tally Hall | HOU | 15 | 51 |

SHUTOUTS

| PLAYER | TEAM | GP | SHO |
|---------------|------|----|-----|
| Kevin Hartman | NY* | 49 | 15 |
| Nick Rimando | RSL* | 33 | 13 |
| Zach Thornton | CHV* | 35 | 13 |
| Tony Meola | NY* | 23 | 8 |
| Matt Reis | NE* | 22 | 8 |
| Tom Presthus | CLB* | 15 | 7 |
| Jon Busch | SJ* | 18 | 6 |
| Adin Brown | POR* | 10 | 5 |
| Joe Cannon | VAN* | 18 | 5 |
| Tally Hall | HOU | 15 | 5 |
| Pat Onstad | DC* | 21 | 5 |
| Matt Pickens | NE* | 12 | 5 |

SAVES PERCENTAGE

| PLAYER | TEAM | GP | SAVES | SOG | PCT |
|------------------|------|----|-------|-----|------|
| Dario Sala | DAL | 4 | 20 | 24 | 83.3 |
| Adin Brown | POR* | 10 | 59 | 72 | 81.9 |
| Bill Hamid | DC | 5 | 18 | 22 | 81.8 |
| Dave Salzwedel | SJ | 3 | 18 | 22 | 81.8 |
| Jon Conway | CHI* | 4 | 13 | 16 | 81.3 |
| Marcus Hahnemann | SEA* | 9 | 37 | 46 | 80.4 |
| Brad Guzan | CHV | 4 | 16 | 20 | 80.0 |
| Frank Rost | NY | 3 | 12 | 15 | 80.0 |
| Josh Saunders | RSL* | 11 | 30 | 38 | 78.9 |
| Stefan Frei | SEA* | 4 | 11 | 14 | 78.6 |
| Jaime Penedo | LA | 7 | 22 | 28 | 78.6 |
| Minimum: | | 10 | saves | | |

* Played for more than one team; most recent team listed.



sponsored by HERBALIFE

MLS INDIVIDUAL SINGLE-SEASON LEADERS (1996-2014)

GAMES PLAYED

| YEAR | PLAYER | TEAM | GP |
|----------------------|---------------|------|----|
| 2014 | Dominic Oduro | TOR* | 35 |
| 44 players tied with | | 34 | |

GAMES STARTED

| YEAR | PLAYER | TEAM | GS |
|----------------------|--------|------|----|
| 31 players tied with | | 34 | |

MINUTES PLAYED

| YEAR | PLAYER | TEAM | MIN |
|----------------------|--------|------|-----|
| 18 players tied with | | 3060 | |

GOALS

| YEAR | PLAYER | TEAM | GP | GOALS |
|------|-------------------------|------|----|-------|
| 1996 | Roy Lassiter | TB | 30 | 27 |
| 2012 | Chris Wondolowski | SJ | 32 | 27 |
| 2014 | Bradley Wright-Phillips | NY | 32 | 27 |
| 1998 | Stern John | CLB | 27 | 26 |
| 2000 | Mamadou Diallo | TB | 28 | 26 |

ASSISTS

| YEAR | PLAYER | TEAM | GP | ASTS |
|------|----------------------------|------|----|------|
| 2000 | Carlos Valderrama | TB | 32 | 26 |
| 1996 | Marco Etcheverry | DC | 26 | 19 |
| 1997 | Carlos Valderrama | TB | 20 | 19 |
| 1998 | Marco Etcheverry | DC | 29 | 19 |
| 2002 | Steve Ralston | NE | 27 | 19 |
| 2008 | Guillermo Barros Schelotto | CLB | 27 | 19 |
| 2014 | Landon Donovan | LA | 31 | 19 |

SHOTS

| YEAR | PLAYER | TEAM | GP | SHOTS |
|------|-------------------|------|----|-------|
| 2000 | Mamadou Diallo | TB | 28 | 152 |
| 1996 | Preki | KC | 32 | 140 |
| 2012 | Kei Kamara | KC | 33 | 134 |
| 2000 | Ante Razov | CHI | 24 | 127 |
| 2012 | Chris Wondolowski | SJ | 32 | 127 |

SHOTS ON GOAL

| YEAR | PLAYER | TEAM | GP | SOG |
|------|----------------|------|----|-----|
| 2000 | Mamadou Diallo | TB | 28 | 76 |
| 2003 | Ante Razov | CHI | 26 | 67 |
| 2000 | Ante Razov | CHI | 24 | 63 |
| 1996 | Preki | KC | 32 | 61 |
| 2008 | Kenny Cooper | DAL | 30 | 60 |

FOULS COMMITTED

| YEAR | PLAYER | TEAM | GP | FC |
|------|----------------|------|----|----|
| 2000 | Diego Serna | MIA | 31 | 83 |
| 2007 | Juan Toja | DAL | 27 | 83 |
| 2014 | Diego Chara | POR | 31 | 83 |
| 2006 | Simo Valakari | DAL | 31 | 81 |
| 1999 | Matt McKeon | COL | 28 | 80 |
| 2013 | Marcelo Sarvas | LA | 33 | 80 |

FOULS SUFFERED

| YEAR | PLAYER | TEAM | GP | FS |
|------|------------------|------|----|-----|
| 2006 | Alejandro Moreno | HOU | 30 | 112 |
| 2004 | Davy Arnaud | KC | 30 | 111 |
| 2005 | Alejandro Moreno | SJ | 31 | 102 |
| 2014 | Quincy Amarikwa | CHI | 32 | 101 |
| 2003 | DaMarcus Beasley | CHI | 22 | 96 |

CAUTIONS (YELLOW)

| YEAR | PLAYER | TEAM | GP | CAUT |
|------|-----------------|------|----|------|
| 1996 | Leonel Alvarez | DAL | 22 | 14 |
| 1996 | Michael Emenalo | SJ | 29 | 13 |
| 2012 | Oswaldo Minda | CHV | 22 | 13 |
| 2013 | Aurelien Collin | KC | 29 | 13 |
| 1998 | Leonel Alvarez | DAL | 27 | 12 |
| 2014 | Oswaldo Minda | CHV | 20 | 12 |

EJECTIONS (RED CARDS)

| YEAR | PLAYER | TEAM | GP | EJECT |
|------|------------------|------|----|-------|
| 1997 | Branco | MET | 11 | 3 |
| 2000 | Ezra Hendrickson | LA | 22 | 3 |
| 2009 | Carlos Johnson | NY | 13 | 3 |
| 2009 | Jamison Olave | RSL | 25 | 3 |
| 2010 | Davy Arnaud | KC | 27 | 3 |
| 2011 | Eric Hassli | VAN | 26 | 3 |
| 2013 | Dimitry Imbongo | NE | 21 | 3 |

CORNER KICKS

| YEAR | PLAYER | TEAM | GP | CK |
|------|------------------|------|----|-----|
| 1998 | Marco Etcheverry | DC | 29 | 198 |
| 2011 | Brad Davis | HOU | 34 | 172 |
| 2012 | Graham Zusi | KC | 32 | 150 |
| 2000 | Marco Etcheverry | DC | 22 | 141 |
| 2002 | Marco Etcheverry | DC | 24 | 139 |

OFFSIDES

| YEAR | PLAYER | TEAM | GP | OFF |
|------|----------------|------|----|-----|
| 2000 | Mamadou Diallo | TB | 28 | 82 |
| 2013 | Marco Di Vaio | MTL | 33 | 78 |
| 1996 | Roy Lassiter | TB | 30 | 70 |
| 2001 | Mamadou Diallo | TB | 22 | 56 |
| 1997 | Roy Wegerle | DC* | 31 | 55 |
| 2007 | Joseph Ngwenya | HOU* | 30 | 55 |

GAME-WINNING GOALS

| YEAR | PLAYER | TEAM | GP | GWG |
|------|-------------------|------|----|-----|
| 2012 | Chris Wondolowski | SJ | 32 | 11 |
| 2002 | Carlos Ruiz | LA | 26 | 9 |
| 2010 | Chris Wondolowski | SJ | 28 | 9 |
| 2014 | Lee Nguyen | NE | 32 | 9 |
| 2013 | Chris Wondolowski | SJ | 29 | 8 |

GAME-WINNING ASSISTS

| YEAR | PLAYER | TEAM | GP | GWA |
|------|---------------------|------|----|-----|
| 1999 | Mauricio Cienfuegos | LA | 30 | 8 |
| 2000 | Steve Ralston | TB | 30 | 8 |
| 1997 | Mauricio Cienfuegos | LA | 22 | 7 |
| 1999 | Jason Kreis | DAL | 32 | 7 |
| 2001 | Diego Serna | MIA | 22 | 7 |
| 2011 | David Beckham | LA | 26 | 7 |

PENALTY-KICK GOALS

| YEAR | PLAYER | TEAM | GP | PKG |
|------|---------------|------|----|-----|
| 2005 | Jaime Moreno | DC | 29 | 9 |
| 1996 | Preki | KC | 32 | 7 |
| 2003 | Carlos Ruiz | LA | 26 | 7 |
| 2014 | Dom Dwyer | KC | 33 | 7 |
| 2014 | Pedro Morales | VAN | 33 | 7 |

GOALS PER GAME

| YEAR | PLAYER | TEAM | GP | GOALS | AVG |
|------|-------------------------|------|----|-------|------|
| 1998 | Stern John | CLB | 27 | 26 | 0.96 |
| 2000 | Mamadou Diallo | TB | 28 | 26 | 0.93 |
| 2002 | Carlos Ruiz | LA | 26 | 24 | 0.92 |
| 1996 | Roy Lassiter | TB | 30 | 27 | 0.90 |
| 2012 | Chris Wondolowski | SJ | 32 | 27 | 0.84 |
| 2014 | Bradley Wright-Phillips | NY | 32 | 27 | 0.84 |

Minimum: 5 goals

ASSISTS PER GAME

| YEAR | PLAYER | TEAM | GP | ASTS | AVG |
|------|-------------------|------|----|------|------|
| 1997 | Carlos Valderrama | TB | 20 | 19 | 0.95 |
| 1998 | Andy Williams | CLB | 13 | 12 | 0.92 |
| 2000 | Carlos Valderrama | TB | 32 | 26 | 0.81 |
| 1997 | Eric Wynalda | SJ | 14 | 11 | 0.79 |
| 1999 | Marco Etcheverry | DC | 22 | 17 | 0.77 |

Minimum: 5 assists

SCORING PCT.

| YEAR | PLAYER | TEAM | GP | SHOTS | GOALS | PCT |
|------|----------------|------|----|-------|-------|------|
| 2013 | Lloyd Sam | NY | 22 | 7 | 5 | 71.4 |
| 2006 | Claudio Suarez | CHV | 20 | 10 | 6 | 60.0 |
| 2006 | Craig Waibel | HOU | 28 | 12 | 5 | 41.7 |
| 2009 | Jaime Moreno | DC | 24 | 22 | 9 | 40.9 |
| 2001 | Steve Ralston | TB | 25 | 18 | 7 | 38.9 |
| 2009 | Steve Ralston | NE | 20 | 18 | 7 | 38.9 |

Minimum: 5 goals

SHOTS ON GOAL PCT.

| YEAR | PLAYER | TEAM | GP | SHOTS | SOG | PCT |
|------|----------------|------|----|-------|-----|------|
| 1997 | Gerell Elliott | DAL | 28 | 45 | 34 | 75.6 |
| 2000 | Johnny Torres | NE | 20 | 28 | 21 | 75.0 |
| 1997 | Paul Wright | KC | 30 | 31 | 22 | 71.0 |
| 2000 | Alex Comas | MET | 25 | 48 | 34 | 70.8 |
| 2000 | Roy Lassiter | MIA | 27 | 54 | 38 | 70.4 |

Minimum: 20 shots on goal



sponsored by HERBALIFE

GAMES PLAYED IN GOAL

| YEAR | PLAYER | TEAM | GP |
|----------------------|--------|------|----|
| 13 players tied with | | | 34 |

GAMES STARTED IN GOAL

| YEAR | PLAYER | TEAM | GS |
|----------------------|--------|------|----|
| 13 players tied with | | | 34 |

MINUTES PLAYED IN GOAL

| YEAR | PLAYER | TEAM | MIN |
|----------------------|--------|------|------|
| 13 players tied with | | | 3060 |

GOALS AGAINST AVG.

| YEAR | PLAYER | TEAM | GP | MIN | GA | GAA |
|------|-------------------|------|----|------|----|------|
| 2010 | Kevin Hartman | DAL | 20 | 1755 | 12 | 0.62 |
| 2010 | Nick Rimando | RSL | 27 | 2430 | 18 | 0.67 |
| 2012 | Michael Gspurning | SEA | 21 | 1845 | 15 | 0.73 |
| 2011 | Donovan Ricketts | LA | 15 | 1284 | 11 | 0.77 |
| 2012 | Jimmy Nielsen | KC | 34 | 3060 | 27 | 0.79 |

Minimum: 1000 minutes played

WINNING PCT.

| YEAR | PLAYER | TEAM | GP | WON | LOST | TIED PCT |
|------|---------------|------|----|-----|------|----------|
| 1996 | Brad Friedel | CLB | 9 | 8 | 1 | 0 .889 |
| 1999 | Mark Simpson | DC | 9 | 6 | 1 | 0 .857 |
| 1998 | Tom Presthus | DC | 6 | 5 | 1 | 0 .833 |
| 2013 | Matt Reis | NE | 12 | 7 | 0 | 4 .818 |
| 1998 | Scott Garlick | DC | 25 | 19 | 5 | 0 .792 |

Minimum: 5 wins

WINS

| YEAR | PLAYER | TEAM | GP | WON |
|------|---------------|------|----|-----|
| 1998 | Kevin Hartman | LA | 29 | 22 |
| 1997 | Mike Ammann | KC | 29 | 21 |
| 1999 | Kevin Hartman | LA | 32 | 20 |
| 2014 | Stefan Frei | SEA | 34 | 20 |
| 1998 | Scott Garlick | DC | 25 | 19 |

LOSSES

| YEAR | PLAYER | TEAM | GP | LOST |
|------|---------------|------|----|------|
| 2005 | D.J. Countess | RSL | 27 | 19 |
| 2012 | Matt Pickens | COL | 32 | 19 |
| 1997 | Tony Meola | MET | 30 | 18 |
| 1999 | Mike Ammann | MET | 24 | 18 |
| 2014 | Dan Kennedy | CHV | 33 | 18 |

SAVES

| YEAR | PLAYER | TEAM | GP | SVS |
|------|---------------|------|----|-----|
| 2000 | Scott Garlick | TB | 32 | 184 |
| 1997 | Mark Dodd | DAL | 30 | 183 |
| 1998 | Tony Meola | MET | 31 | 164 |
| 1996 | Mark Dodd | DAL | 31 | 160 |
| 1999 | Scott Garlick | TB | 28 | 152 |

SHUTOUTS

| YEAR | PLAYER | TEAM | GP | SHO |
|---------------------|------------------|------|----|-----|
| 2000 | Tony Meola | KC | 31 | 16 |
| 2012 | Jimmy Nielsen | KC | 34 | 15 |
| 2010 | Nick Rimando | RSL | 27 | 14 |
| 2013 | Donovan Ricketts | POR | 32 | 14 |
| 5 players tied with | | 13 | | |

SAVES PERCENTAGE

| YEAR | PLAYER | TEAM | GP | SAVES | SOG | PCT |
|----------|--------------|----------|----|-------|-----|------|
| 2006 | Matt Pickens | CHI | 8 | 47 | 57 | 82.5 |
| 2009 | Matt Reis | NE | 24 | 114 | 140 | 81.4 |
| 2006 | Jon Conway | NY | 12 | 54 | 67 | 80.6 |
| 2004 | Joe Cannon | COL | 30 | 150 | 187 | 80.2 |
| 1999 | Marcus Hahne | COL | 13 | 68 | 85 | 80.0 |
| Minimum: | | 40 saves | | | | |

* Played for more than one team; most recent team listed.





presented by HERBALIFE

MLS INDIVIDUAL SINGLE-SEASON LEADERS IN POSTSEASON GAMES (1996-2014)

GAMES PLAYED

YEAR PLAYER

32 players tied with

TEAM GP

7

GAMES STARTED

YEAR PLAYER

28 players tied with

TEAM GS

7

MINUTES PLAYED

YEAR PLAYER

2001 Simon Elliott
2001 Kevin Hartman
2001 Peter Vagenas
2001 Cobi Jones
2002 Adin Brown
2002 Joe Franchino
2002 Steve Ralston

TEAM MIN

LA 676
LA 676
LA 676
LA 674
NE 673
NE 673
NE 673

GOALS

YEAR PLAYER

2002 Carlos Ruiz
1996 Raul Diaz Arce
1996 Roy Lassiter
2012 Robbie Keane
5 players tied with

TEAM GP GOALS

LA 6 8
DC 6 6
TB 5 6
LA 6 6
5

ASSISTS

YEAR PLAYER

1999 Marco Etcheverry
2000 Ante Razov
2008 Guillermo Barros Schelotto
5 players tied with

TEAM GP ASTS

DC 6 6
CHI 7 6
CLB 4 6
5

SHOTS

YEAR PLAYER

2002 Carlos Ruiz
2000 Miklos Molnar
2000 Hristo Stoichkov
2000 Ante Razov
2001 Onandi Lowe

TEAM GP SHOTS

LA 6 34
KC 7 28
CHI 7 27
CHI 7 24
KC 3 22

SHOTS ON GOAL

YEAR PLAYER

2002 Carlos Ruiz
2000 Ante Razov
1999 Stern John
2000 Miklos Molnar
2000 Hristo Stoichkov

TEAM GP SOG

LA 6 19
CHI 7 14
CLB 5 13
KC 7 13
CHI 7 13

FOULS COMMITTED

YEAR PLAYER

2000 Matt McKeon
2002 Pablo Mastroeni
2000 Miklos Molnar
1999 Ted Eck
2000 Ante Razov
2002 Daniel Hernandez

TEAM GP FC

KC 7 22
COL 5 21
KC 7 20
DAL 6 19
CHI 7 19
NE 6 19

FOULS SUFFERED

YEAR PLAYER

2002 Carlos Ruiz
1999 Cobi Jones
2001 Landon Donovan
2002 Taylor Twellman
1998 Jaime Moreno

TEAM GP FS

LA 6 30
LA 6 28
SJ 6 25
NE 6 24
DC 6 23

CAUTIONS (YELLOWS)

YEAR PLAYER

20 players tied with

TEAM GP CAUT

3

EJECTIONS (RED CARDS)

YEAR PLAYER

2001 Diego Serna
62 players tied with

TEAM GP EJECT

MIA 4 2
1

CORNER KICKS

YEAR PLAYER

1998 Marco Etcheverry
2001 Richard Mulrooney
2006 Brad Davis
2000 Hristo Stoichkov
2002 Freddy Garcia

TEAM GP CK

DC 5 36
SJ 6 33
HOU 4 30
CHI 7 29
CLB 5 29

OFFSIDES

YEAR PLAYER

2000 Adolfo Valencia
2000 Luis Hernandez
2002 Carlos Ruiz
2012 Lionard Pajoy
1997 Raul Diaz Arce
1999 Stern John

TEAM GP OFF

MET 5 18
LA 5 17
LA 6 13
DC 4 12
DC 4 11
CLB 5 11

GAME-WINNING GOALS

YEAR PLAYER

1999 Jaime Moreno
2000 Miklos Molnar
2002 Carlos Ruiz
15 players tied with

TEAM GP GWG

DC 6 3
KC 7 3
LA 6 3
2

GAME-WINNING ASSISTS

YEAR PLAYER

2011 David Beckham
19 players tied with

TEAM GP GWA

LA 4 3
2

PENALTY-KICK GOALS

YEAR PLAYER

1998 Lubos Kubik
1999 Greg Vanney
2009 Landon Donovan
2011 Landon Donovan
2012 Landon Donovan
2012 Robbie Keane
2014 Michel

TEAM GP PKG

CHI 5 2
LA 6 2
LA 4 2
LA 4 2
LA 5 2
LA 6 2
DAL 3 2

GOALS PER GAME

| YEAR | PLAYER | TEAM | GP | GOALS | AVG |
|----------------------|----------------------------|------|---------|-------|------|
| 2009 | Guillermo Barros Schelotto | CLB | 1 | 2 | 2.00 |
| 2002 | Carlos Ruiz | LA | 6 | 8 | 1.33 |
| 1996 | Roy Lassiter | TB | 5 | 6 | 1.20 |
| 27 players tied with | | | 1.00 | | |
| Minimum: | | | 1 goals | | |

ASSISTS PER GAME

| YEAR | PLAYER | TEAM | GP | ASTS | AVG |
|----------------------|----------------------------|------|-----------|------|------|
| 2007 | Rod Dyachenko | DC | 1 | 2 | 2.00 |
| 2008 | Guillermo Barros Schelotto | CLB | 4 | 6 | 1.50 |
| 1998 | Mauricio Cienfuegos | LA | 4 | 5 | 1.25 |
| 20 players tied with | | | 1.00 | | |
| Minimum: | | | 1 assists | | |

SCORING PCT.

| YEAR | PLAYER | TEAM | GP | SHOTS |
|----------------------|--------|---------|----|-------|
| GOALS | | PCT | | |
| 40 players tied with | | 100.0 | | |
| Minimum: | | 1 goals | | |

SHOTS ON GOAL PCT.

| YEAR | PLAYER | TEAM | GP | SHOTS | SOG | PCT |
|----------------------|--------|------|----|-----------------|-----|-----|
| 23 players tied with | | | | 100.0 | | |
| Minimum: | | | | 3 shots on goal | | |

GAMES PLAYED IN GOAL

| YEAR | PLAYER | TEAM | GP |
|----------------------|---------------|------|----|
| 2000 | Tony Meola | KC | 7 |
| 2000 | Zach Thornton | CHI | 7 |
| 2001 | Kevin Hartman | LA | 7 |
| 2002 | Adin Brown | NE | 7 |
| 11 players tied with | | 6 | |

GAMES STARTED IN GOAL

| YEAR | PLAYER | TEAM | GS |
|----------------------|---------------|------|----|
| 2000 | Tony Meola | KC | 7 |
| 2000 | Zach Thornton | CHI | 7 |
| 2001 | Kevin Hartman | LA | 7 |
| 2002 | Adin Brown | NE | 7 |
| 11 players tied with | | 6 | |

MINUTES PLAYED IN GOAL

| YEAR | PLAYER | TEAM | MIN |
|------|---------------|------|-----|
| 2001 | Kevin Hartman | LA | 676 |
| 2002 | Adin Brown | NE | 673 |
| 2000 | Tony Meola | KC | 659 |
| 2000 | Zach Thornton | CHI | 630 |
| 2001 | Zach Thornton | CHI | 572 |
| 2002 | Kevin Hartman | LA | 572 |

GOALS AGAINST AVG.

| YEAR | PLAYER | TEAM | GP | MIN | GA | GAA |
|----------|---------------|------|----|--------------------|----|------|
| 2005 | Zach Thornton | CHI | 3 | 270 | 1 | 0.33 |
| 1998 | Zach Thornton | CHI | 5 | 450 | 2 | 0.40 |
| 2009 | Kasey Keller | SEA | 2 | 210 | 1 | 0.43 |
| 2005 | Kevin Hartman | LA | 4 | 390 | 2 | 0.46 |
| 2001 | Joe Cannon | SJ | 6 | 550 | 3 | 0.49 |
| Minimum: | | | | 167 minutes played | | |

WINNING PCT.

| YEAR | PLAYER | TEAM | GP | WON | LOST | TIED | PCT |
|---------------------|--------|------|----|--------|------|------|-----|
| 8 players tied with | | | | 1.000 | | | |
| Minimum: | | | | 1 wins | | | |

WINS

| YEAR | PLAYER | TEAM | GP | WON |
|------|---------------|------|----|-----|
| 1996 | Mark Simpson | DC | 6 | 5 |
| 1998 | Zach Thornton | CHI | 5 | 5 |
| 1999 | Tom Presthus | DC | 6 | 5 |
| 2001 | Joe Cannon | SJ | 6 | 5 |
| 2002 | Kevin Hartman | LA | 6 | 5 |

LOSSES

| YEAR | PLAYER | TEAM | GP | LOST |
|----------------------|----------------|------|----|------|
| 1996 | Garth Lagerwey | KC | 5 | 3 |
| 2000 | Zach Thornton | CHI | 7 | 3 |
| 2001 | Nick Rimando | MIA | 6 | 3 |
| 2002 | David Kramer | COL | 5 | 3 |
| 56 players tied with | | 2 | | |

SAVES

| YEAR | PLAYER | TEAM | GP | SVS |
|------|---------------|------|----|-----|
| 2002 | Adin Brown | NE | 7 | 42 |
| 2000 | Tony Meola | KC | 7 | 30 |
| 2000 | Zach Thornton | CHI | 7 | 29 |
| 1997 | Scott Garlick | DC | 5 | 26 |
| 2001 | Nick Rimando | MIA | 6 | 26 |

SHUTOUTS

| YEAR | PLAYER | TEAM | GP | SHO |
|---------------------|--------------|------|----|-----|
| 2000 | Tony Meola | KC | 7 | 5 |
| 1999 | Tom Presthus | DC | 6 | 4 |
| 2002 | Adin Brown | NE | 7 | 4 |
| 7 players tied with | | 3 | | |

SAVES PERCENTAGE

| YEAR | PLAYER | TEAM | GP | SAVES | SOG | PCT |
|----------|---------------|------|----|---------|-----|-------|
| 2007 | Dario Sala | DAL | 2 | 8 | 8 | 100.0 |
| 1998 | Zach Thornton | CHI | 5 | 20 | 22 | 90.9 |
| 2011 | Tally Hall | HOU | 4 | 20 | 22 | 90.9 |
| 2012 | Bill Hamid | DC | 3 | 10 | 11 | 90.9 |
| 2012 | Nick Rimando | RSL | 2 | 9 | 10 | 90.0 |
| Minimum: | | | | 7 saves | | |



presented by HERBALIFE

MLS INDIVIDUAL YEAR-BY-YEAR LEADERS IN POSTSEASON GAMES (1996-2014)

GAMES PLAYED

| YEAR | PLAYER | TEAM | GP |
|------|----------------------|------|----|
| 2014 | 31 players tied with | | 5 |
| 2013 | 29 players tied with | | 5 |
| 2012 | 17 players tied with | | 6 |
| 2011 | 21 players tied with | | 4 |
| 2010 | 21 players tied with | | 4 |
| 2009 | 22 players tied with | | 4 |
| 2008 | 21 players tied with | | 4 |
| 2007 | 23 players tied with | | 4 |
| 2006 | 21 players tied with | | 4 |
| 2005 | 21 players tied with | | 4 |
| 2004 | 21 players tied with | | 4 |
| 2003 | 20 players tied with | | 4 |
| 2002 | 6 players tied with | | 7 |
| 2001 | 8 players tied with | | 7 |
| 2000 | 18 players tied with | | 7 |
| 1999 | 26 players tied with | | 6 |
| 1998 | 8 players tied with | | 6 |
| 1997 | 21 players tied with | | 5 |
| 1996 | 19 players tied with | | 6 |

GAMES STARTED

| YEAR | PLAYER | TEAM | GS |
|------|----------------------|------|----|
| 2014 | 25 players tied with | | 5 |
| 2013 | 21 players tied with | | 5 |
| 2012 | 15 players tied with | | 6 |
| 2011 | 19 players tied with | | 4 |
| 2010 | 18 players tied with | | 4 |
| 2009 | 17 players tied with | | 4 |
| 2008 | 21 players tied with | | 4 |
| 2007 | 19 players tied with | | 4 |
| 2006 | 17 players tied with | | 4 |
| 2005 | 19 players tied with | | 4 |
| 2004 | 19 players tied with | | 4 |
| 2003 | 17 players tied with | | 4 |
| 2002 | 6 players tied with | | 7 |
| 2001 | 6 players tied with | | 7 |
| 2000 | 16 players tied with | | 7 |
| 1999 | 26 players tied with | | 6 |
| 1998 | 8 players tied with | | 6 |
| 1997 | 19 players tied with | | 5 |
| 1996 | 15 players tied with | | 6 |

MINUTES PLAYED

| YEAR | PLAYER | TEAM | MIN |
|------|----------------------|------|-----|
| 2014 | 8 players tied with | | 480 |
| 2013 | 10 players tied with | | 510 |
| 2012 | 10 players tied with | | 540 |
| 2011 | 13 players tied with | | 360 |
| 2010 | 5 players tied with | | 420 |
| 2009 | 9 players tied with | | 420 |
| 2008 | 11 players tied with | | 360 |
| 2007 | 6 players tied with | | 390 |
| 2006 | 5 players tied with | | 420 |
| 2005 | 12 players tied with | | 390 |

| | | | |
|------|----------------------|----|-----|
| 2004 | Brian Carroll | DC | 390 |
| | Mike Petke | DC | 390 |
| | Nick Rimando | DC | 390 |
| 2003 | 6 players tied with | | 393 |
| 2002 | Adin Brown | NE | 673 |
| | Joe Franchino | NE | 673 |
| | Steve Ralston | NE | 673 |
| 2001 | Simon Elliott | LA | 676 |
| | Kevin Hartman | LA | 676 |
| | Peter Vagenas | LA | 676 |
| 2000 | 7 players tied with | | 659 |
| 1999 | 11 players tied with | | 540 |
| 1998 | Jeff Agoos | DC | 540 |
| | John Harkes | DC | 540 |
| | Tom Presthus | DC | 540 |
| 1997 | 7 players tied with | | 450 |
| 1996 | 9 players tied with | | 544 |

GOALS

| YEAR | PLAYER | TEAM | GP | GOALS |
|------|-------------------------|------|----|-------|
| 2014 | Charlie Davies | NE | 5 | 4 |
| | Bradley Wright-Phillips | NY | 4 | 4 |
| 2013 | Aurelien Collin | KC | 5 | 3 |
| 2012 | Robbie Keane | LA | 6 | 6 |
| 2011 | Landon Donovan | LA | 4 | 3 |
| | Mike Magee | LA | 4 | 3 |
| | Alvaro Saborio | RSL | 3 | 3 |
| 2010 | 4 players tied with | | 2 | |
| 2009 | Landon Donovan | LA | 4 | 3 |
| | Robbie Findley | RSL | 4 | 3 |
| 2008 | Juan Pablo Angel | NY | 4 | 2 |
| | Chad Marshall | CLB | 4 | 2 |
| | John Wolyniec | NY | 4 | 2 |
| 2007 | Taylor Twellman | NE | 4 | 3 |
| 2006 | Brian Ching | HOU | 4 | 3 |
| | Taylor Twellman | NE | 4 | 3 |
| 2005 | Landon Donovan | LA | 4 | 4 |
| 2004 | Alecko Eskandarian | DC | 4 | 4 |
| 2003 | Landon Donovan | SJ | 4 | 4 |
| 2002 | Carlos Ruiz | LA | 6 | 8 |
| 2001 | Landon Donovan | SJ | 6 | 5 |
| 2000 | Miklos Molnar | KC | 7 | 5 |
| 1999 | Ariel Graziani | DAL | 6 | 5 |
| | Stern John | CLB | 5 | 5 |
| | Jaime Moreno | DC | 6 | 5 |
| 1998 | Roy Lassiter | DC | 5 | 4 |
| | Brian McBride | CLB | 5 | 4 |
| 1997 | Paul Bravo | COL | 5 | 3 |
| | Jaime Moreno | DC | 5 | 3 |
| | Tony Sanneh | DC | 5 | 3 |
| 1996 | Raul Diaz Arce | DC | 6 | 6 |
| | Roy Lassiter | TB | 5 | 6 |

ASSISTS

| YEAR | PLAYER | TEAM | GP | ASTS |
|------|----------------------------|------|----|------|
| 2014 | Thierry Henry | NY | 5 | 5 |
| 2013 | Javier Morales | RSL | 5 | 3 |
| 2012 | Sean Franklin | LA | 5 | 4 |
| 2011 | David Beckham | LA | 4 | 4 |
| 2010 | David Ferreira | DAL | 4 | 3 |
| 2009 | 14 players tied with | 1 | | |
| 2008 | Guillermo Barros Schelotto | CLB | 4 | 6 |
| 2007 | 7 players tied with | 2 | | |
| 2006 | Brian Mullan | HOU | 4 | 3 |
| 2005 | Terry Cooke | COL | 3 | 2 |
| | Thiago | CHI | 3 | 2 |
| | Cobi Jones | LA | 4 | 2 |
| 2004 | Steve Ralston | NE | 3 | 2 |
| | Earnie Stewart | DC | 4 | 2 |
| 2003 | Jose Cancela | NE | 3 | 3 |
| | Richard Mulrooney | SJ | 4 | 3 |
| 2002 | Jeff Cunningham | CLB | 5 | 4 |
| | Cobi Jones | LA | 6 | 4 |
| 2001 | Peter Nowak | CHI | 5 | 5 |
| 2000 | Ante Razov | CHI | 7 | 6 |
| 1999 | Marco Etcheverry | DC | 6 | 6 |
| 1998 | Mauricio Cienfuegos | LA | 4 | 5 |
| 1997 | David Vaudreuil | DC | 5 | 5 |
| 1996 | Marco Etcheverry | DC | 6 | 3 |
| | Steve Ralston | TB | 5 | 3 |

SHOTS

| YEAR | PLAYER | TEAM | GP | SHOTS |
|------|--------------------|------|----|-------|
| 2014 | Robbie Keane | LA | 5 | 19 |
| 2013 | Dom Dwyer | KC | 5 | 16 |
| 2012 | Will Bruin | HOU | 6 | 18 |
| | Robbie Keane | LA | 6 | 18 |
| 2011 | Thierry Henry | NY | 3 | 12 |
| 2010 | Omar Cummings | COL | 4 | 15 |
| 2009 | Landon Donovan | LA | 4 | 18 |
| 2008 | Yura Movsisyan | RSL | 3 | 12 |
| 2007 | Taylor Twellman | NE | 4 | 20 |
| 2006 | Taylor Twellman | NE | 4 | 17 |
| 2005 | Herculez Gomez | LA | 4 | 15 |
| 2004 | Alecko Eskandarian | DC | 4 | 15 |
| 2003 | Ante Razov | CHI | 4 | 18 |
| 2002 | Carlos Ruiz | LA | 6 | 34 |
| 2001 | Onandi Lowe | KC | 3 | 22 |
| 2000 | Miklos Molnar | KC | 7 | 28 |
| 1999 | Stern John | CLB | 5 | 21 |
| 1998 | Jaime Moreno | DC | 6 | 21 |
| 1997 | Robert Warzycha | CLB | 4 | 17 |
| 1996 | Raul Diaz Arce | DC | 6 | 19 |

SHOTS ON GOAL

| YEAR | PLAYER | TEAM | GP | SOG |
|------|--------------------|------|----|-----|
| 2014 | Clint Dempsey | SEA | 4 | 10 |
| 2013 | Dom Dwyer | KC | 5 | 8 |
| 2012 | Robbie Keane | LA | 6 | 10 |
| 2011 | Landon Donovan | LA | 4 | 5 |
| | C.J. Sapong | KC | 3 | 5 |
| 2010 | David Beckham | LA | 3 | 5 |
| 2009 | Landon Donovan | LA | 4 | 8 |
| 2008 | Yura Movsisyan | RSL | 3 | 6 |
| 2007 | Taylor Twellman | NE | 4 | 10 |
| 2006 | Taylor Twellman | NE | 4 | 10 |
| 2005 | Landon Donovan | LA | 4 | 9 |
| 2004 | Alecko Eskandarian | DC | 4 | 8 |
| 2003 | Ante Razov | CHI | 4 | 7 |
| 2002 | Carlos Ruiz | LA | 6 | 19 |
| 2001 | Landon Donovan | SJ | 6 | 11 |
| 2000 | Ante Razov | CHI | 7 | 14 |
| 1999 | Stern John | CLB | 5 | 13 |
| 1998 | Roy Lassiter | DC | 5 | 10 |
| 1997 | Chris Henderson | COL | 5 | 8 |
| | Jaime Moreno | DC | 5 | 8 |
| 1996 | Raul Diaz Arce | DC | 6 | 12 |

FOULS COMMITTED

| YEAR | PLAYER | TEAM | GP | FC |
|------|---------------------|------|----|----|
| 2014 | Marcelo Sarvas | LA | 5 | 17 |
| 2013 | Rodney Wallace | POR | 4 | 12 |
| 2012 | Ricardo Clark | HOU | 5 | 12 |
| 2011 | 5 players tied with | 8 | | |
| 2010 | Conor Casey | COL | 4 | 11 |
| 2009 | David Beckham | LA | 4 | 11 |
| 2008 | Yura Movsisyan | RSL | 3 | 10 |
| 2007 | Jeff Larentowicz | NE | 4 | 10 |
| 2006 | Clint Dempsey | NE | 2 | 12 |
| 2005 | Herculez Gomez | LA | 4 | 14 |
| 2004 | Carlos Ruiz | LA | 3 | 12 |
| 2003 | Jesse Marsch | CHI | 4 | 15 |
| 2002 | Pablo Mastroeni | COL | 5 | 21 |
| 2001 | Danny Califf | LA | 6 | 18 |
| 2000 | Matt McKeon | KC | 7 | 22 |
| 1999 | Ted Eck | DAL | 6 | 19 |
| 1998 | Chris Armas | CHI | 5 | 16 |
| 1997 | Mike Lapper | CLB | 4 | 11 |
| | Eddie Pope | DC | 5 | 11 |
| 1996 | Eduardo Hurtado | LA | 6 | 16 |



sponsored by HERBALIFE

FOULS SUFFERED

| YEAR | PLAYER | TEAM | GP | FS |
|------|----------------------------|------|----|----|
| 2014 | Jermaine Jones | NE | 5 | 20 |
| 2013 | Darlington Nagbe | POR | 4 | 15 |
| | C.J. Sapong | KC | 5 | 15 |
| 2012 | Omar Gonzalez | LA | 6 | 15 |
| 2011 | Brian Ching | HOU | 4 | 12 |
| 2010 | Marvin Chavez | DAL | 4 | 10 |
| 2009 | Landon Donovan | LA | 4 | 13 |
| 2008 | Guillermo Barros Schelotto | CLB | 4 | 10 |
| | Alejandro Moreno | CLB | 4 | 10 |
| 2007 | Cuauhtemoc Blanco | CHI | 3 | 15 |
| 2006 | Brian Ching | HOU | 4 | 14 |
| 2005 | Taylor Twellman | NE | 4 | 16 |
| 2004 | Jaime Moreno | DC | 4 | 14 |
| 2003 | DaMarcus Beasley | CHI | 4 | 17 |
| 2002 | Carlos Ruiz | LA | 6 | 30 |
| 2001 | Landon Donovan | SJ | 6 | 25 |
| 2000 | DaMarcus Beasley | CHI | 7 | 19 |
| 1999 | Cobi Jones | LA | 6 | 28 |
| 1998 | Jaime Moreno | DC | 6 | 23 |
| 1997 | Chris Henderson | COL | 5 | 18 |
| | Jaime Moreno | DC | 5 | 18 |
| 1996 | Mauricio Cienfuegos | LA | 6 | 17 |

CAUTIONS (YELLOW)

| YEAR | PLAYER | TEAM | GP | CAUT |
|------|----------------------|------|----|------|
| 2014 | 9 players tied with | | 2 | |
| 2013 | 8 players tied with | | 2 | |
| 2012 | Osvaldo Alonso | SEA | 4 | 2 |
| | Tally Hall | HOU | 6 | 2 |
| 2011 | 8 players tied with | | 2 | |
| 2010 | 6 players tied with | | 2 | |
| 2009 | 5 players tied with | | 2 | |
| 2008 | 8 players tied with | | 2 | |
| 2007 | 4 players tied with | | 2 | |
| 2006 | Ricardo Clark | HOU | 3 | 2 |
| | Dasan Robinson | CHI | 2 | 2 |
| 2005 | 10 players tied with | | 2 | |
| 2004 | Bryan Namoff | DC | 4 | 3 |
| | Ben Olsen | DC | 4 | 3 |
| 2003 | 8 players tied with | | 2 | |
| 2002 | 4 players tied with | | 3 | |
| 2001 | Carlos Bocanegra | CHI | 6 | 3 |
| | Diego Gutierrez | CHI | 5 | 3 |
| | Jim Rooney | MIA | 6 | 3 |
| 2000 | 4 players tied with | | 3 | |
| 1999 | 4 players tied with | | 3 | |
| 1998 | Ricardo Iribarren | CLB | 4 | 3 |
| 1997 | Robert Warzycha | CLB | 4 | 3 |
| 1996 | Dan Calichman | LA | 5 | 3 |

EJECTIONS (RED CARDS)

| YEAR | PLAYER | TEAM | GP | EJECT |
|------|---------------------|------|----|-------|
| 2014 | 5 players tied with | | 1 | |
| 2013 | 5 players tied with | | 1 | |

| | | | | |
|------|-------------------------|-----|---|---|
| 2012 | 4 players tied with | | 1 | |
| 2011 | 4 players tied with | | 1 | |
| 2010 | Atiba Harris | DAL | 3 | 1 |
| | Javier Morales | RSL | 1 | 1 |
| 2009 | James Riley | SEA | 2 | 1 |
| 2008 | Chris Albright | NE | 2 | 1 |
| | Herculez Gomez | KC | 1 | 1 |
| 2007 | Arturo Alvarez | DAL | 2 | 1 |
| | Rod Dyachenko | DC | 1 | 1 |
| | Drew Moor | DAL | 2 | 1 |
| 2006 | Chris Gbandi | DAL | 2 | 1 |
| | Thiago Martins | COL | 2 | 1 |
| | Juan Francisco Palencia | CHV | 2 | 1 |
| 2005 | Christian Gomez | DC | 2 | 1 |
| | Andy Herron | CHI | 2 | 1 |
| | Alain Nkong | COL | 2 | 1 |
| 2004 | Dema Kovalenko | DC | 3 | 1 |
| 2003 | Eliseo Quintanilla | DC | 2 | 1 |
| 2002 | 4 players tied with | | 1 | |
| 2001 | Diego Serna | MIA | 4 | 2 |
| 2000 | Junior Agogo | COL | 3 | 1 |
| | Chad Deering | DAL | 2 | 1 |
| | Mo Johnston | KC | 5 | 1 |
| 1999 | Simon Elliott | LA | 5 | 1 |
| | Henry Gutierrez | MIA | 2 | 1 |
| | Richie Williams | DC | 5 | 1 |
| 1998 | Roy Lassiter | DC | 5 | 1 |
| 1997 | Francis Okaroh | NE | 1 | 1 |
| | Rob Smith | CLB | 2 | 1 |
| 1996 | Oscar Draguicevich | SJ | 2 | 1 |
| | Jaime Moreno | DC | 4 | 1 |
| | Eric Wynalda | SJ | 2 | 1 |

CORNER KICKS

| YEAR | PLAYER | TEAM | GP | CK |
|------|----------------------------|------|----|----|
| 2014 | Thierry Henry | NY | 5 | 16 |
| 2013 | Graham Zusi | KC | 5 | 26 |
| 2012 | David Beckham | LA | 6 | 24 |
| 2011 | David Beckham | LA | 4 | 11 |
| | Graham Zusi | KC | 3 | 11 |
| 2010 | David Ferreira | DAL | 4 | 18 |
| 2009 | David Beckham | LA | 4 | 19 |
| | Cuauhtemoc Blanco | CHI | 3 | 19 |
| 2008 | Guillermo Barros Schelotto | CLB | 4 | 13 |
| 2007 | Steve Ralston | NE | 4 | 16 |
| 2006 | Brad Davis | HOU | 4 | 30 |
| 2005 | Landon Donovan | LA | 4 | 18 |
| 2004 | Jose Burciaga Jr. | KC | 4 | 11 |
| 2003 | Andy Williams | CHI | 4 | 24 |
| 2002 | Freddy Garcia | CLB | 5 | 29 |
| 2001 | Richard Mulrooney | SJ | 6 | 33 |
| 2000 | Hristo Stoichkov | CHI | 7 | 29 |
| 1999 | Greg Vanney | LA | 6 | 27 |
| 1998 | Marco Etcheverry | DC | 5 | 36 |
| 1997 | Marco Etcheverry | DC | 4 | 27 |
| 1996 | Marco Etcheverry | DC | 6 | 28 |

OFFSIDES

| YEAR | PLAYER | TEAM | GP | OFF |
|------|-------------------------|------|----|-----|
| 2014 | Alvaro Saborio | RSL | 2 | 6 |
| | Bradley Wright-Phillips | NY | 4 | 6 |
| 2013 | Marco Di Vaio | MTL | 1 | 4 |
| | Alvaro Saborio | RSL | 3 | 4 |
| 2012 | Lionard Pajoy | DC | 4 | 12 |
| 2011 | Calen Carr | HOU | 4 | 9 |
| 2010 | Ryan Johnson | SJ | 3 | 5 |
| 2009 | Robbie Findley | RSL | 4 | 10 |
| 2008 | Juan Pablo Angel | NY | 4 | 3 |
| | Brian Ching | HOU | 2 | 3 |
| 2007 | Eddie Johnson | KC | 3 | 5 |
| 2006 | Pat Noonan | NE | 3 | 8 |
| 2005 | Taylor Twellman | NE | 4 | 8 |
| 2004 | Taylor Twellman | NE | 3 | 7 |
| 2003 | Ante Razov | CHI | 4 | 8 |
| 2002 | Carlos Ruiz | LA | 6 | 13 |
| 2001 | Junior Agogo | SJ | 3 | 7 |
| 2000 | Adolfo Valencia | MET | 5 | 18 |
| 1999 | Stern John | CLB | 5 | 11 |
| 1998 | Ante Razov | CHI | 5 | 10 |
| 1997 | Raul Diaz Arce | DC | 4 | 11 |
| 1996 | Raul Diaz Arce | DC | 6 | 9 |
| | Roy Lassiter | TB | 5 | 9 |

GAME-WINNING GOALS

| YEAR | PLAYER | TEAM | GP | GWG |
|------|-------------------------|------|----|-----|
| 2014 | Bradley Wright-Phillips | NY | 4 | 2 |
| 2013 | 12 players tied with | | 1 | |
| 2012 | Will Bruin | HOU | 6 | 2 |
| | Landon Donovan | LA | 5 | 2 |
| | Robbie Keane | LA | 6 | 2 |
| 2011 | Landon Donovan | LA | 4 | 2 |
| | Mike Magee | LA | 4 | 2 |
| 2010 | 9 players tied with | | 1 | |
| 2009 | 7 players tied with | | 1 | |
| 2008 | 7 players tied with | | 1 | |
| 2007 | Taylor Twellman | NE | 4 | 2 |
| 2006 | 9 players tied with | | 1 | |
| 2005 | Landon Donovan | LA | 4 | 2 |
| 2004 | 8 players tied with | | 1 | |
| 2003 | 9 players tied with | | 1 | |
| 2002 | Carlos Ruiz | LA | 6 | 3 |
| 2001 | Manny Lagos | SJ | 5 | 2 |
| 2000 | Miklos Molnar | KC | 7 | 3 |
| 1999 | Jaime Moreno | DC | 6 | 3 |
| 1998 | 10 players tied with | | 1 | |
| 1997 | Chris Henderson | COL | 5 | 2 |
| | Tony Sanneh | DC | 5 | 2 |
| 1996 | Raul Diaz Arce | DC | 6 | 2 |
| | Roy Lassiter | TB | 5 | 2 |

GAME-WINNING ASSISTS

| YEAR | PLAYER | TEAM | GP | GWA |
|------|----------------------------|------|----|-----|
| 2014 | A.J. DeLaGarza | LA | 4 | 2 |
| | Lee Nguyen | NE | 5 | 2 |
| | Marcelo Sarvas | LA | 5 | 2 |
| 2013 | 15 players tied with | 1 | | |
| 2012 | Landon Donovan | LA | 5 | 2 |
| 2011 | David Beckham | LA | 4 | 3 |
| 2010 | 8 players tied with | 1 | | |
| 2009 | 6 players tied with | 1 | | |
| 2008 | Guillermo Barros Schelotto | CLB | 4 | 2 |
| 2007 | 8 players tied with | 1 | | |
| 2006 | 7 players tied with | 1 | | |
| 2005 | 6 players tied with | 1 | | |
| 2004 | 11 players tied with | 1 | | |
| 2003 | 9 players tied with | 1 | | |
| 2002 | 4 players tied with | 2 | | |
| 2001 | Jim Rooney | MIA | 6 | 2 |
| | Ian Woan | MIA | 6 | 2 |
| 2000 | DaMarcus Beasley | CHI | 7 | 2 |
| 1999 | 4 players tied with | 2 | | |
| 1998 | Jeff Agoos | DC | 6 | 2 |
| 1997 | Marcelo Balboa | COL | 5 | 2 |
| | John Harkes | DC | 5 | 2 |
| 1996 | 11 players tied with | 1 | | |

PENALTY-KICK GOALS

| YEAR | PLAYER | TEAM | GP | PKG |
|------|---------------------|------|----|-----|
| 2014 | Michel | DAL | 3 | 2 |
| 2013 | Boniek Garcia | HOU | 5 | 1 |
| | Will Johnson | POR | 4 | 1 |
| 2012 | Landon Donovan | LA | 5 | 2 |
| | Robbie Keane | LA | 6 | 2 |
| 2011 | Landon Donovan | LA | 4 | 2 |
| 2009 | Landon Donovan | LA | 4 | 2 |
| 2008 | Juan Pablo Angel | NY | 4 | 1 |
| | Sacha Kljestan | CHV | 2 | 1 |
| 2006 | Brad Davis | HOU | 4 | 1 |
| | Jovan Kirovski | COL | 3 | 1 |
| 2004 | Steve Ralston | NE | 3 | 1 |
| | Josh Wolff | KC | 4 | 1 |
| 2003 | Amado Guevara | MET | 2 | 1 |
| 2002 | Ante Razov | CHI | 3 | 1 |
| | Carlos Ruiz | LA | 6 | 1 |
| | John Spencer | COL | 5 | 1 |
| 2001 | Matt McKeon | KC | 3 | 1 |
| | Robert Warzycha | CLB | 2 | 1 |
| 2000 | 4 players tied with | 1 | | |
| 1999 | Greg Vanney | LA | 6 | 2 |
| 1998 | Lubos Kubik | CHI | 5 | 2 |
| 1997 | Joe-Max Moore | NE | 2 | 1 |
| 1996 | Mauricio Cienfuegos | LA | 6 | 1 |
| | Raul Diaz Arce | DC | 6 | 1 |



sponsored by HERBALIFE.

GOALS PER GAME

| YEAR | PLAYER | TEAM | GP | GOALS | AVG |
|----------|----------------------------|------|---------|-------|------|
| 2014 | 4 players tied with | | | | 1.00 |
| 2013 | Eddie Johnson | SEA | 3 | 2 | 0.67 |
| 2012 | Alex | CHI | 1 | 1 | 1.00 |
| | Robbie Keane | LA | 6 | 6 | 1.00 |
| | Darren Matlocks | VAN | 1 | 1 | 1.00 |
| 2011 | Alvaro Saborio | RSL | 3 | 3 | 1.00 |
| 2010 | Edson Buddle | LA | 3 | 2 | 0.67 |
| | Bobby Convey | SJ | 3 | 2 | 0.67 |
| 2009 | Guillermo Barros Schelotto | CLB | 1 | 2 | 2.00 |
| 2008 | 9 players tied with | | | | 0.50 |
| 2007 | Clarence Goodson | DAL | 1 | 1 | 1.00 |
| 2006 | Terry Cooke | COL | 1 | 1 | 1.00 |
| | Ante Razov | CHV | 1 | 1 | 1.00 |
| | Carlos Ruiz | DAL | 2 | 2 | 1.00 |
| 2005 | Landon Donovan | LA | 4 | 4 | 1.00 |
| | Guillermo Ramirez | LA | 1 | 1 | 1.00 |
| | Carlos Ruiz | DAL | 2 | 2 | 1.00 |
| 2004 | Alecko Eskandarian | DC | 4 | 4 | 1.00 |
| 2003 | Landon Donovan | SJ | 4 | 4 | 1.00 |
| | Carlos Ruiz | LA | 2 | 2 | 1.00 |
| | Igor Simutenkov | KC | 2 | 2 | 1.00 |
| 2002 | Carlos Ruiz | LA | 6 | 8 | 1.33 |
| 2001 | Rodrigo Faria | MET | 3 | 3 | 1.00 |
| 2000 | Mamadou Diallo | TB | 2 | 2 | 1.00 |
| | Bobby Rhine | DAL | 1 | 1 | 1.00 |
| 1999 | Stern John | CLB | 5 | 5 | 1.00 |
| 1998 | Roy Lassiter | DC | 5 | 4 | 0.80 |
| | Brian McBride | CLB | 5 | 4 | 0.80 |
| 1997 | Roy Wegerle | DC | 2 | 2 | 1.00 |
| 1996 | Roy Lassiter | TB | 5 | 6 | 1.20 |
| Minimum: | | | 1 goals | | |

ASSISTS PER GAME

| YEAR | PLAYER | TEAM | GP | ASTS | AVG |
|------|----------------------------|------|----|------|------|
| 2014 | Benny Feilhaber | KC | 1 | 1 | 1.00 |
| | Thierry Henry | NY | 5 | 5 | 1.00 |
| 2013 | Javier Morales | RSL | 5 | 3 | 0.60 |
| 2012 | Maicon Santos | DC | 1 | 1 | 1.00 |
| | Patrick Nyarko | CHI | 1 | 1 | 1.00 |
| | Matt Watson | VAN | 1 | 1 | 1.00 |
| 2011 | David Beckham | LA | 4 | 4 | 1.00 |
| | Javier Morales | RSL | 3 | 3 | 1.00 |
| 2010 | Andy Williams | RSL | 2 | 2 | 1.00 |
| 2009 | 5 players tied with | | | | 0.50 |
| 2008 | Guillermo Barros Schelotto | CLB | 4 | 6 | 1.50 |
| 2007 | Rod Dyachenko | DC | 1 | 2 | 2.00 |
| 2006 | Ronnie O'Brien | DAL | 2 | 2 | 1.00 |
| | Greg Vanney | DAL | 2 | 2 | 1.00 |
| 2005 | Terry Cooke | COL | 3 | 2 | 0.67 |
| | Thiago | CHI | 3 | 2 | 0.67 |
| 2004 | Steve Ralston | NE | 3 | 2 | 0.67 |
| 2003 | Jose Cancela | NE | 3 | 3 | 1.00 |
| | Hong Myung-Bo | LA | 2 | 2 | 1.00 |
| 2002 | Eric Quill | KC | 3 | 3 | 1.00 |
| 2001 | Peter Nowak | CHI | 5 | 5 | 1.00 |

| | | | | | |
|------|---------------------|-----|---|---|------|
| | Adolfo Valencia | MET | 3 | 3 | 1.00 |
| 2000 | Ante Razov | CHI | 7 | 6 | 0.86 |
| 1999 | Marco Etcheverry | DC | 6 | 6 | 1.00 |
| 1998 | Mauricio Cienfuegos | LA | 4 | 5 | 1.25 |
| 1997 | David Vaudreuil | DC | 5 | 5 | 1.00 |
| 1996 | Hugo Sanchez | DAL | 2 | 2 | 1.00 |

Minimum: 1 assists

SCORING PCT.

| YEAR | PLAYER | TEAM | GP | SHOTS | GOALS | PCT |
|----------|---------------------|---------|----|-------|-------|-------|
| 2014 | Sean Franklin | DC | 2 | 1 | 1 | 100.0 |
| 2013 | Andy Dorman | NE | 2 | 1 | 1 | 100.0 |
| | Frederic Piquionne | POR | 2 | 1 | 1 | 100.0 |
| | DeAndre Yedlin | SEA | 2 | 1 | 1 | 100.0 |
| 2012 | Alan Gordon | SJ | 2 | 1 | 1 | 100.0 |
| | Darren Mattocks | VAN | 1 | 1 | 1 | 100.0 |
| | Zach Scott | SEA | 3 | 1 | 1 | 100.0 |
| 2011 | Ned Grabavoy | RSL | 3 | 1 | 1 | 100.0 |
| 2010 | Eric Avila | DAL | 2 | 2 | 1 | 50.0 |
| | George John | DAL | 3 | 2 | 1 | 50.0 |
| | Kosuke Kimura | COL | 4 | 2 | 1 | 50.0 |
| 2009 | 4 players tied with | | | | | 50.0 |
| 2008 | 4 players tied with | | | | | 100.0 |
| 2007 | Clarence Goodson | DAL | 1 | 2 | 1 | 50.0 |
| | Carlos Ruiz | DAL | 2 | 2 | 1 | 50.0 |
| | Clyde Simms | DC | 2 | 2 | 1 | 50.0 |
| 2006 | Clarence Goodson | DAL | 2 | 1 | 1 | 100.0 |
| | Ante Razov | CHV | 1 | 1 | 1 | 100.0 |
| | Abe Thompson | DAL | 2 | 1 | 1 | 100.0 |
| 2005 | Ivan Guerrero | CHI | 3 | 2 | 2 | 100.0 |
| | Khano Smith | NE | 2 | 1 | 1 | 100.0 |
| 2004 | Tyrone Marshall | LA | 3 | 1 | 1 | 100.0 |
| | Bryan Namoff | DC | 4 | 1 | 1 | 100.0 |
| | Earnie Stewart | DC | 4 | 1 | 1 | 100.0 |
| 2003 | Nat Borchers | COL | 2 | 1 | 1 | 100.0 |
| 2002 | Steve Morrow | DAL | 3 | 1 | 1 | 100.0 |
| | McKinley Tennyson | LA | 2 | 1 | 1 | 100.0 |
| 2001 | Dwayne De Rosario | SJ | 4 | 2 | 2 | 100.0 |
| 2000 | 4 players tied with | | | | | 100.0 |
| 1999 | Joe Franchino | LA | 3 | 1 | 1 | 100.0 |
| 1998 | Miles Joseph | MET | 2 | 1 | 1 | 100.0 |
| | Waldir | COL | 2 | 1 | 1 | 100.0 |
| | Dante Washington | DAL | 2 | 1 | 1 | 100.0 |
| 1997 | 4 players tied with | 100.0 | | | | |
| 1996 | 4 players tied with | 100.0 | | | | |
| Minimum: | | 1 goals | | | | |



sponsored by HERBALIFE.

SHOTS ON GOAL PCT.

| YEAR | PLAYER | TEAM | GP | SHOTS | SOG | PCT |
|----------|-----------------------|-----------------|----|-------|-----|-------|
| 2014 | Lee Nguyen | NE | 5 | 5 | 4 | 80.0 |
| 2013 | Teal Bunbury | KC | 2 | 4 | 3 | 75.0 |
| | Tim Cahill | NY | 2 | 4 | 3 | 75.0 |
| 2012 | Kofi Sarkodie | HOU | 6 | 3 | 3 | 100.0 |
| 2011 | C.J. Sapong | KC | 3 | 5 | 5 | 100.0 |
| 2010 | Omar Gonzalez | LA | 3 | 3 | 3 | 100.0 |
| 2009 | Cuauhtemoc Blanco | CHI | 3 | 6 | 5 | 83.3 |
| 2008 | Chris Rolfe | CHI | 3 | 4 | 3 | 75.0 |
| 2007 | Davy Arnaud | KC | 3 | 3 | 3 | 100.0 |
| 2006 | Kenny Cooper | DAL | 2 | 3 | 3 | 100.0 |
| | Facundo Erpen | DC | 3 | 3 | 3 | 100.0 |
| | Steve Ralston | NE | 3 | 3 | 3 | 100.0 |
| 2005 | Sergio Galvan Rey | MET | 2 | 5 | 4 | 80.0 |
| 2004 | Cornell Glen | MET | 2 | 4 | 3 | 75.0 |
| | Peguero Jean Philippe | COL | 2 | 4 | 3 | 75.0 |
| | Jack Jewsbury | KC | 4 | 4 | 3 | 75.0 |
| 2003 | Chris Klein | KC | 3 | 3 | 3 | 100.0 |
| 2002 | 4 players tied with | | | | | 100.0 |
| 2001 | Bobby Rhine | DAL | 3 | 3 | 3 | 100.0 |
| 2000 | Mauricio Wright | NE | 3 | 4 | 4 | 100.0 |
| 1999 | Ezra Hendrickson | LA | 6 | 4 | 4 | 100.0 |
| 1998 | Jorge Rodriguez | DAL | 2 | 3 | 3 | 100.0 |
| 1997 | Giuseppe Galderisi | NE | 2 | 3 | 3 | 100.0 |
| | Jorge Rodriguez | DAL | 3 | 3 | 3 | 100.0 |
| 1996 | 5 players tied with | | | | | 100.0 |
| Minimum: | | 3 shots on goal | | | | |

GAMES PLAYED IN GOAL

| YEAR | PLAYER | TEAM | GP |
|------|--------------------|------|----|
| 2014 | Jaime Penedo | LA | 5 |
| | Luis Robles | NY | 5 |
| | Bobby Shuttleworth | NE | 5 |
| 2013 | Tally Hall | HOU | 5 |
| | Jimmy Nielsen | KC | 5 |
| | Nick Rimando | RSL | 5 |
| 2012 | Tally Hall | HOU | 6 |
| 2011 | Josh Saunders | LA | 6 |
| | Tally Hall | HOU | 4 |
| 2010 | Josh Saunders | LA | 4 |
| | Kevin Hartman | DAL | 4 |
| | Matt Pickens | COL | 4 |
| 2009 | Donovan Ricketts | LA | 4 |
| | Nick Rimando | RSL | 4 |
| 2008 | Danny Cepero | NY | 4 |
| | William Hesmer | CLB | 4 |
| 2007 | Pat Onstad | HOU | 4 |
| | Matt Reis | NE | 4 |
| 2006 | Pat Onstad | HOU | 4 |
| | Matt Reis | NE | 4 |
| 2005 | Kevin Hartman | LA | 4 |
| | Matt Reis | NE | 4 |
| 2004 | Bo Oshoniyi | KC | 4 |
| | Nick Rimando | DC | 4 |
| 2003 | Pat Onstad | SJ | 4 |

| | | | |
|------|------------------|-----|---|
| | Zach Thornton | CHI | 4 |
| 2002 | Adin Brown | NE | 7 |
| 2001 | Kevin Hartman | LA | 7 |
| 2000 | Tony Meola | KC | 7 |
| | Zach Thornton | CHI | 7 |
| 1999 | Kevin Hartman | LA | 6 |
| | Tom Presthus | DC | 6 |
| 1998 | Tom Presthus | DC | 6 |
| 1997 | Scott Garlick | DC | 5 |
| | Marcus Hahnemann | COL | 5 |
| 1996 | Jorge Campos | LA | 6 |
| | Mark Simpson | DC | 6 |

GAMES STARTED IN GOAL

| YEAR | PLAYER | TEAM | GS |
|------|--------------------|------|----|
| 2014 | Jaime Penedo | LA | 5 |
| | Luis Robles | NY | 5 |
| | Bobby Shuttleworth | NE | 5 |
| 2013 | Tally Hall | HOU | 5 |
| | Jimmy Nielsen | KC | 5 |
| | Nick Rimando | RSL | 5 |
| 2012 | Tally Hall | HOU | 6 |
| | Josh Saunders | LA | 6 |
| 2011 | Tally Hall | HOU | 4 |
| | Josh Saunders | LA | 4 |
| 2010 | Kevin Hartman | DAL | 4 |
| | Matt Pickens | COL | 4 |
| 2009 | Donovan Ricketts | LA | 4 |
| | Nick Rimando | RSL | 4 |
| 2008 | Danny Cepero | NY | 4 |
| | William Hesmer | CLB | 4 |
| 2007 | Pat Onstad | HOU | 4 |
| | Matt Reis | NE | 4 |
| 2006 | Pat Onstad | HOU | 4 |
| | Matt Reis | NE | 4 |
| 2005 | Kevin Hartman | LA | 4 |
| | Matt Reis | NE | 4 |
| 2004 | Bo Oshoniyi | KC | 4 |
| | Nick Rimando | DC | 4 |
| 2003 | Pat Onstad | SJ | 4 |
| | Zach Thornton | CHI | 4 |
| 2002 | Adin Brown | NE | 7 |
| 2001 | Kevin Hartman | LA | 7 |
| 2000 | Tony Meola | KC | 7 |
| | Zach Thornton | CHI | 7 |
| 1999 | Kevin Hartman | LA | 6 |
| | Tom Presthus | DC | 6 |
| 1998 | Tom Presthus | DC | 6 |
| 1997 | Scott Garlick | DC | 5 |
| | Marcus Hahnemann | COL | 5 |
| 1996 | Jorge Campos | LA | 6 |
| | Mark Simpson | DC | 6 |

MINUTES PLAYED IN GOAL

| YEAR | PLAYER | TEAM | MIN |
|------|--------------------|------|-----|
| 2014 | Jaime Penedo | LA | 480 |
| | Bobby Shuttleworth | NE | 480 |
| 2013 | Jimmy Nielsen | KC | 510 |
| | Nick Rimando | RSL | 510 |
| 2012 | Tally Hall | HOU | 540 |
| | Josh Saunders | LA | 540 |
| 2011 | Tally Hall | HOU | 360 |
| | Josh Saunders | LA | 360 |
| 2010 | Matt Pickens | COL | 420 |
| 2009 | Nick Rimando | RSL | 420 |
| 2008 | Danny Cepero | NY | 360 |
| | William Hesmer | CLB | 360 |
| 2007 | Pat Onstad | HOU | 390 |
| 2006 | Matt Reis | NE | 420 |
| 2005 | Kevin Hartman | LA | 390 |
| | Matt Reis | NE | 390 |
| 2004 | Nick Rimando | DC | 390 |
| 2003 | Pat Onstad | SJ | 393 |
| 2002 | Adin Brown | NE | 673 |
| 2001 | Kevin Hartman | LA | 676 |
| 2000 | Tony Meola | KC | 659 |
| 1999 | Kevin Hartman | LA | 540 |
| | Tom Presthus | DC | 540 |
| 1998 | Tom Presthus | DC | 540 |
| 1997 | Marcus Hahnemann | COL | 450 |
| 1996 | Jorge Campos | LA | 544 |

GOALS AGAINST AVG.

| YEAR | PLAYER | TEAM | GP | MIN | GA | GAA |
|------|---------------|------|----|-----|----|------|
| 2014 | Chris Seitz | DAL | 2 | 180 | 1 | 0.50 |
| 2013 | Nick Rimando | RSL | 5 | 510 | 4 | 0.71 |
| 2012 | Nick Rimando | RSL | 2 | 180 | 1 | 0.50 |
| 2011 | Tally Hall | HOU | 4 | 360 | 2 | 0.50 |
| | Josh Saunders | LA | 4 | 360 | 2 | 0.50 |
| 2010 | Matt Pickens | COL | 4 | 420 | 3 | 0.64 |
| 2009 | Kasey Keller | SEA | 2 | 210 | 1 | 0.43 |
| 2008 | Jon Busch | CHI | 3 | 270 | 2 | 0.67 |
| 2007 | Jon Conway | NY | 2 | 180 | 1 | 0.50 |
| | Brad Guzan | CHV | 2 | 180 | 1 | 0.50 |
| | Matt Reis | NE | 4 | 360 | 2 | 0.50 |
| 2006 | Matt Reis | NE | 4 | 420 | 3 | 0.64 |
| 2005 | Zach Thornton | CHI | 3 | 270 | 1 | 0.33 |
| 2004 | Jon Busch | CLB | 2 | 180 | 2 | 1.00 |
| | Joe Cannon | COL | 2 | 180 | 2 | 1.00 |
| | Kevin Hartman | LA | 3 | 270 | 3 | 1.00 |
| 2003 | Adin Brown | NE | 3 | 281 | 2 | 0.64 |
| 2002 | Adin Brown | NE | 7 | 673 | 5 | 0.67 |
| 2001 | Joe Cannon | SJ | 6 | 550 | 3 | 0.49 |
| 2000 | Tony Meola | KC | 7 | 659 | 4 | 0.55 |
| 1999 | Jeff Cassar | MIA | 2 | 180 | 2 | 1.00 |
| | Kevin Hartman | LA | 6 | 540 | 6 | 1.00 |
| | Tom Presthus | DC | 6 | 540 | 6 | 1.00 |
| 1998 | Zach Thornton | CHI | 5 | 450 | 2 | 0.40 |
| 1997 | Mark Dodd | DAL | 4 | 360 | 3 | 0.75 |

sponsored by **HERBALIFE**

1996 Jorge Campos LA 6 544 6 0.99
 Minimum: 167 minutes played

WINNING PCT.

| YEAR | PLAYER | TEAM | GP | WON | LOST | TIED | PCT |
|------|------------------|------|----|-----|------|------|-------|
| 2014 | Chris Seitz | DAL | 2 | 1 | 0 | 1 | .750 |
| 2013 | Nick Rimando | RSL | 5 | 3 | 1 | 1 | .700 |
| 2012 | Josh Saunders | LA | 6 | 4 | 2 | 0 | .667 |
| 2011 | Josh Saunders | LA | 4 | 4 | 0 | 0 | 1.000 |
| 2010 | Matt Pickens | COL | 4 | 3 | 1 | 0 | .750 |
| 2009 | Donovan Ricketts | LA | 4 | 2 | 0 | 1 | .833 |
| 2008 | William Hesmer | CLB | 4 | 3 | 0 | 1 | .875 |
| 2007 | Dario Sala | DAL | 2 | 1 | 0 | 0 | 1.000 |
| 2006 | Pat Onstad | HOU | 4 | 2 | 1 | 1 | .625 |
| | Matt Reis | NE | 4 | 2 | 1 | 1 | .625 |
| 2005 | Kevin Hartman | LA | 4 | 3 | 0 | 1 | .875 |
| 2004 | Nick Rimando | DC | 4 | 3 | 0 | 1 | .875 |
| 2003 | Pat Onstad | SJ | 4 | 3 | 1 | 0 | .750 |
| | Zach Thornton | CHI | 4 | 3 | 1 | 0 | .750 |
| 2002 | Kevin Hartman | LA | 6 | 5 | 1 | 0 | .833 |
| 2001 | Joe Cannon | SJ | 6 | 5 | 1 | 0 | .833 |
| 2000 | Matt Reis | LA | 1 | 1 | 0 | 0 | 1.000 |
| 1999 | Tom Presthus | DC | 6 | 5 | 1 | 0 | .833 |
| 1998 | Zach Thornton | CHI | 5 | 5 | 0 | 0 | 1.000 |
| 1997 | Scott Garlick | DC | 5 | 4 | 0 | 0 | 1.000 |
| | Tom Presthus | DC | 1 | 1 | 0 | 0 | 1.000 |
| 1996 | David Kramer | LA | 3 | 2 | 0 | 0 | 1.000 |
| | Mark Simpson | DC | 6 | 5 | 0 | 0 | 1.000 |

Minimum: 1 wins

WINS

| YEAR | PLAYER | TEAM | GP | WON |
|------|--------------------|------|----|-----|
| 2014 | Jaime Penedo | LA | 5 | 3 |
| | Bobby Shuttleworth | NE | 5 | 3 |
| 2013 | Nick Rimando | RSL | 5 | 3 |
| 2012 | Josh Saunders | LA | 6 | 4 |
| 2011 | Josh Saunders | LA | 4 | 4 |
| 2010 | Matt Pickens | COL | 4 | 3 |
| 2009 | Donovan Ricketts | LA | 4 | 2 |
| | Nick Rimando | RSL | 4 | 2 |
| 2008 | William Hesmer | CLB | 4 | 3 |
| 2007 | Pat Onstad | HOU | 4 | 3 |
| 2006 | Pat Onstad | HOU | 4 | 2 |
| | Matt Reis | NE | 4 | 2 |
| 2005 | Kevin Hartman | LA | 4 | 3 |
| 2004 | Nick Rimando | DC | 4 | 3 |
| 2003 | Pat Onstad | SJ | 4 | 3 |
| | Zach Thornton | CHI | 4 | 3 |
| 2002 | Kevin Hartman | LA | 6 | 5 |
| 2001 | Joe Cannon | SJ | 6 | 5 |
| 2000 | Tony Meola | KC | 7 | 4 |
| | Zach Thornton | CHI | 7 | 4 |
| 1999 | Tom Presthus | DC | 6 | 5 |
| 1998 | Zach Thornton | CHI | 5 | 5 |
| 1997 | Scott Garlick | DC | 5 | 4 |
| | Marcus Hahnemann | COL | 5 | 4 |
| 1996 | Mark Simpson | DC | 6 | 5 |

LOSSES

| YEAR | PLAYER | TEAM | GP | LOST |
|------|---------------------|------|----|------|
| 2014 | Steve Clark | CLB | 2 | 2 |
| | Luis Robles | NY | 5 | 2 |
| 2013 | Donovan Ricketts | POR | 4 | 2 |
| 2012 | Tally Hall | HOU | 6 | 2 |
| | Josh Saunders | LA | 6 | 2 |
| 2011 | 4 players tied with | 2 | | |
| 2010 | Jon Busch | SJ | 3 | 2 |
| | Kasey Keller | SEA | 2 | 2 |
| 2009 | William Hesmer | CLB | 2 | 2 |
| 2008 | 7 players tied with | 1 | | |
| 2007 | 8 players tied with | 1 | | |
| 2006 | Joe Cannon | COL | 3 | 2 |
| 2005 | Matt Reis | NE | 4 | 2 |
| 2004 | Kevin Hartman | LA | 3 | 2 |
| | Bo Oshoniyi | KC | 4 | 2 |
| | Jonny Walker | MET | 2 | 2 |
| 2003 | Doug Warren | DC | 2 | 2 |
| 2002 | David Kramer | COL | 5 | 3 |
| 2001 | Nick Rimando | MIA | 6 | 3 |
| 2000 | Zach Thornton | CHI | 7 | 3 |
| 1999 | 7 players tied with | 2 | | |
| 1998 | 7 players tied with | 2 | | |
| 1997 | 5 players tied with | 2 | | |
| 1996 | Garth Lagerwey | KC | 5 | 3 |

SAVES

| YEAR | PLAYER | TEAM | GP | SVS |
|------|--------------------|------|----|-----|
| 2014 | Bobby Shuttleworth | NE | 5 | 22 |
| 2013 | Tally Hall | HOU | 5 | 14 |
| 2012 | Josh Saunders | LA | 6 | 18 |
| 2011 | Tally Hall | HOU | 4 | 20 |
| 2010 | Kevin Hartman | DAL | 4 | 16 |
| 2009 | Nick Rimando | RSL | 4 | 18 |
| 2008 | Danny Cepero | NY | 4 | 17 |
| 2007 | Matt Reis | NE | 4 | 24 |
| 2006 | Matt Reis | NE | 4 | 17 |
| 2005 | Matt Reis | NE | 4 | 22 |
| 2004 | Nick Rimando | DC | 4 | 22 |
| 2003 | Adin Brown | NE | 3 | 17 |
| | Pat Onstad | SJ | 4 | 17 |
| 2002 | Adin Brown | NE | 7 | 42 |
| 2001 | Nick Rimando | MIA | 6 | 26 |
| 2000 | Tony Meola | KC | 7 | 30 |
| 1999 | Kevin Hartman | LA | 6 | 25 |
| 1998 | Zach Thornton | CHI | 5 | 20 |
| 1997 | Scott Garlick | DC | 5 | 26 |
| 1996 | Jorge Campos | LA | 6 | 25 |

SHUTOUTS

| YEAR | PLAYER | TEAM | GP | SHO |
|------|---------------------|------|----|-----|
| 2014 | Jaime Penedo | LA | 5 | 3 |
| 2013 | Tally Hall | HOU | 5 | 2 |
| | Nick Rimando | RSL | 5 | 2 |
| 2012 | Michael Gspurning | SEA | 4 | 2 |
| 2011 | Tally Hall | HOU | 4 | 2 |
| | Jimmy Nielsen | KC | 3 | 2 |
| | Josh Saunders | LA | 4 | 2 |
| 2010 | Matt Pickens | COL | 4 | 2 |
| 2009 | 4 players tied with | 2 | | |
| 2008 | Jon Busch | CHI | 3 | 2 |
| | Danny Cepero | NY | 4 | 2 |
| 2007 | Matt Reis | NE | 4 | 3 |
| 2006 | 4 players tied with | 1 | | |
| 2005 | Kevin Hartman | LA | 4 | 2 |
| | Zach Thornton | CHI | 3 | 2 |
| 2004 | Bo Oshoniyi | KC | 4 | 2 |
| | Nick Rimando | DC | 4 | 2 |
| 2003 | Zach Thornton | CHI | 4 | 3 |
| 2002 | Adin Brown | NE | 7 | 4 |
| 2001 | Joe Cannon | SJ | 6 | 3 |
| 2000 | Tony Meola | KC | 7 | 5 |
| 1999 | Tom Presthus | DC | 6 | 4 |
| 1998 | Tom Presthus | DC | 6 | 3 |
| | Zach Thornton | CHI | 5 | 3 |
| 1997 | Mark Dodd | DAL | 4 | 2 |
| | Marcus Hahnemann | COL | 5 | 2 |
| 1996 | 5 players tied with | 1 | | |



sponsored by  HERBALIFE.

SAVES PERCENTAGE

| YEAR | PLAYER | TEAM | GP | SAVES | SOG | PCT |
|----------|------------------|---------|----|-------|-----|-------|
| 2014 | Raul Fernandez | DAL | 1 | 7 | 8 | 87.5 |
| 2013 | Nick Rimando | RSL | 5 | 10 | 14 | 71.4 |
| 2012 | Bill Hamid | DC | 3 | 10 | 11 | 90.9 |
| 2011 | Tally Hall | HOU | 4 | 20 | 22 | 90.9 |
| 2010 | Kevin Hartman | DAL | 4 | 16 | 20 | 80.0 |
| 2009 | Jon Busch | CHI | 3 | 16 | 18 | 88.9 |
| 2008 | Jon Busch | CHI | 3 | 10 | 12 | 83.3 |
| 2007 | Dario Sala | DAL | 2 | 8 | 8 | 100.0 |
| 2006 | Matt Pickens | CHI | 2 | 16 | 18 | 88.9 |
| 2005 | Kevin Hartman | LA | 4 | 16 | 18 | 88.9 |
| 2004 | Joe Cannon | COL | 2 | 8 | 10 | 80.0 |
| 2003 | Adin Brown | NE | 3 | 17 | 21 | 81.0 |
| 2002 | Adin Brown | NE | 7 | 42 | 51 | 82.4 |
| 2001 | Joe Cannon | SJ | 6 | 18 | 22 | 81.8 |
| 2000 | Tony Meola | KC | 7 | 30 | 34 | 88.2 |
| 1999 | Jeff Cassar | MIA | 2 | 9 | 11 | 81.8 |
| 1998 | Zach Thornton | CHI | 5 | 20 | 22 | 90.9 |
| 1997 | Marcus Hahnemann | COL | 5 | 23 | 28 | 82.1 |
| 1996 | Dave Salzwedel | SJ | 3 | 18 | 22 | 81.8 |
| Minimum: | | 7 saves | | | | |

MLS INDIVIDUAL YEAR-BY-YEAR LEADERS (1996-2014)

GAMES PLAYED

| YEAR | PLAYER | TEAM | GP |
|------|----------------------|------|----|
| 2014 | Dominic Oduro | TOR* | 35 |
| 2013 | 11 players tied with | | 34 |
| 2012 | 6 players tied with | | 34 |
| 2011 | 14 players tied with | | 34 |
| 2010 | 11 players tied with | | 30 |
| 2009 | 14 players tied with | | 30 |
| 2008 | 15 players tied with | | 30 |
| 2007 | Chris Klein | LA* | 32 |
| 2006 | 12 players tied with | | 32 |
| 2005 | 6 players tied with | | 32 |
| 2004 | 11 players tied with | | 30 |
| 2003 | 9 players tied with | | 30 |
| 2002 | 12 players tied with | | 28 |
| 2001 | Jay Heaps | NE* | 28 |
| 2000 | 7 players tied with | | 32 |
| 1999 | 6 players tied with | | 32 |
| 1998 | Raul Diaz Arce | NE | 32 |
| | Eddie Lewis | SJ | 32 |
| | Frank Yallop | TB | 32 |
| 1997 | 8 players tied with | | 32 |
| 1996 | 6 players tied with | | 32 |

GAMES STARTED

| YEAR | PLAYER | TEAM | GS |
|------|----------------------|------|----|
| 2014 | 8 players tied with | | 34 |
| 2013 | 10 players tied with | | 34 |
| 2012 | Eddie Gaven | CLB | 34 |
| | Drew Moor | COL | 34 |
| | Jimmy Nielsen | KC | 34 |
| 2011 | 10 players tied with | | 34 |
| 2010 | 6 players tied with | | 30 |
| 2009 | 8 players tied with | | 30 |
| 2008 | 12 players tied with | | 30 |
| 2007 | Chris Klein | LA* | 32 |
| 2006 | 6 players tied with | | 32 |
| 2005 | 5 players tied with | | 32 |
| 2004 | 6 players tied with | | 30 |
| 2003 | 8 players tied with | | 30 |
| 2002 | 4 players tied with | | 28 |
| 2001 | Jesse Marsch | CHI | 27 |
| | Zach Thornton | CHI | 27 |
| | Kerry Zavagnin | KC | 27 |
| 2000 | 6 players tied with | | 32 |
| 1999 | 4 players tied with | | 32 |
| 1998 | Raul Diaz Arce | NE | 32 |
| | Eddie Lewis | SJ | 32 |
| 1997 | Mike Burns | NE | 32 |
| | Dan Calichman | LA | 32 |
| | Mark Chung | KC | 32 |
| 1996 | 6 players tied with | | 32 |

MINUTES PLAYED

| YEAR | PLAYER | TEAM | MIN |
|------|---------------------|------|------|
| 2014 | 5 players tied with | | 3060 |
| 2013 | 7 players tied with | | 3060 |
| 2012 | Drew Moor | COL | 3060 |
| | Jimmy Nielsen | KC | 3060 |
| 2011 | 4 players tied with | | 3060 |
| 2010 | William Hesmer | CLB | 2700 |
| | Drew Moor | COL | 2700 |
| | Tim Ream | NY | 2700 |
| 2009 | 4 players tied with | | 2700 |
| 2008 | 6 players tied with | | 2700 |
| 2007 | Chris Klein | LA* | 2880 |
| 2006 | Pat Onstad | HOU | 2880 |
| | Matt Reis | NE | 2880 |
| 2005 | 5 players tied with | | 2880 |
| 2004 | 4 players tied with | | 2700 |
| 2003 | Tony Meola | KC | 2797 |
| 2002 | Nick Rimando | DC | 2588 |
| 2001 | Zach Thornton | CHI | 2496 |
| 2000 | Joe Addo | TB | 2934 |
| | Scott Garlick | TB | 2934 |
| 1999 | Peter Vermes | COL | 2880 |
| 1998 | Raul Diaz Arce | NE | 2878 |
| 1997 | Mike Burns | NE | 2880 |
| 1996 | Preki | KC | 2880 |
| | Steve Trittschuh | COL | 2880 |

GOALS

| YEAR | PLAYER | TEAM | GP | GOALS |
|------|-------------------------|------|----|-------|
| 2014 | Bradley Wright-Phillips | NY | 32 | 27 |
| 2013 | Camilo Sanvezzo | VAN | 32 | 22 |
| 2012 | Chris Wondolowski | SJ | 32 | 27 |
| 2011 | Dwayne De Rosario | DC* | 33 | 16 |
| | Chris Wondolowski | SJ | 30 | 16 |
| 2010 | Chris Wondolowski | SJ | 28 | 18 |
| 2009 | Jeff Cunningham | DAL | 28 | 17 |
| 2008 | Landon Donovan | LA | 25 | 20 |
| 2007 | Luciano Emilio | DC | 29 | 20 |
| 2006 | Jeff Cunningham | RSL | 31 | 16 |
| 2005 | Taylor Twellman | NE | 25 | 17 |
| 2004 | Brian Ching | SJ | 25 | 12 |
| | Eddie Johnson | DAL | 26 | 12 |
| 2003 | Carlos Ruiz | LA | 26 | 15 |
| | Taylor Twellman | NE | 22 | 15 |
| 2002 | Carlos Ruiz | LA | 26 | 24 |
| 2001 | Alex Pineda Chacon | MIA | 25 | 19 |
| 2000 | Mamadou Diallo | TB | 28 | 26 |
| 1999 | Stern John | CLB | 28 | 18 |
| | Jason Kreis | DAL | 32 | 18 |
| | Roy Lassiter | DC | 30 | 18 |
| 1998 | Stern John | CLB | 27 | 26 |
| 1997 | Jaime Moreno | DC | 20 | 16 |
| 1996 | Roy Lassiter | TB | 30 | 27 |



sponsored by HERBALIFE

ASSISTS

| YEAR | PLAYER | TEAM | GP | ASTS |
|------|----------------------------|------|----|------|
| 2014 | Landon Donovan | LA | 31 | 19 |
| 2013 | Diego Valeri | POR | 31 | 13 |
| 2012 | Graham Zusi | KC | 32 | 15 |
| 2011 | Brad Davis | HOU | 34 | 16 |
| 2010 | Landon Donovan | LA | 24 | 16 |
| 2009 | Omar Cummings | COL | 28 | 12 |
| | Brad Davis | HOU | 27 | 12 |
| 2008 | Guillermo Barros Schelotto | CLB | 27 | 19 |
| 2007 | Steve Ralston | NE | 26 | 14 |
| 2006 | Terry Cooke | COL | 23 | 12 |
| 2005 | Dwayne De Rosario | SJ | 28 | 13 |
| 2004 | Jaime Moreno | DC | 27 | 14 |
| 2003 | Preki | KC | 30 | 17 |
| 2002 | Steve Ralston | NE | 27 | 19 |
| 2001 | John Wilmar Perez | CLB | 25 | 15 |
| | Diego Serna | MIA | 22 | 15 |
| 2000 | Carlos Valderrama | TB | 32 | 26 |
| 1999 | Steve Ralston | TB | 32 | 18 |
| 1998 | Marco Etcheverry | DC | 29 | 19 |
| 1997 | Carlos Valderrama | TB | 20 | 19 |
| 1996 | Marco Etcheverry | DC | 26 | 19 |

SHOTS

| YEAR | PLAYER | TEAM | GP | SHOTS |
|------|-------------------|------|----|-------|
| 2014 | Robbie Keane | LA | 29 | 122 |
| 2013 | Camilo Sanvezzo | VAN | 32 | 123 |
| 2012 | Kei Kamara | KC | 33 | 134 |
| 2011 | Dwayne De Rosario | DC* | 33 | 112 |
| 2010 | Juan Pablo Angel | NY | 30 | 98 |
| 2009 | Fredy Montero | SEA | 27 | 86 |
| 2008 | Kenny Cooper | DAL | 30 | 119 |
| 2007 | Juan Pablo Angel | NY | 24 | 97 |
| 2006 | Ante Razov | CHV | 28 | 98 |
| 2005 | Chris Klein | KC | 31 | 84 |
| 2004 | Damani Ralph | CHI | 26 | 89 |
| 2003 | Ante Razov | CHI | 26 | 119 |
| 2002 | Ante Razov | CHI | 25 | 115 |
| 2001 | Mamadou Diallo | TB | 22 | 94 |
| 2000 | Mamadou Diallo | TB | 28 | 152 |
| 1999 | Jason Kreis | DAL | 32 | 114 |
| 1998 | Stern John | CLB | 27 | 116 |
| 1997 | Robert Warzycha | CLB | 31 | 92 |
| 1996 | Preki | KC | 32 | 140 |

SHOTS ON GOAL

| YEAR | PLAYER | TEAM | GP | SOG |
|------|-------------------------|------|----|-----|
| 2014 | Bradley Wright-Phillips | NY | 32 | 57 |
| 2013 | Camilo Sanvezzo | VAN | 32 | 55 |
| 2012 | Chris Wondolowski | SJ | 32 | 55 |
| 2011 | Chris Wondolowski | SJ | 30 | 52 |
| 2010 | Sebastien Le Toux | PHI | 28 | 48 |
| 2009 | Jeff Cunningham | DAL | 28 | 38 |
| 2008 | Kenny Cooper | DAL | 30 | 60 |
| 2007 | Taylor Twellman | NE | 26 | 55 |
| 2006 | Jeff Cunningham | RSL | 31 | 45 |
| 2005 | Taylor Twellman | NE | 25 | 51 |
| 2004 | Taylor Twellman | NE | 23 | 39 |
| 2003 | Ante Razov | CHI | 26 | 67 |
| 2002 | Taylor Twellman | NE | 28 | 58 |
| 2001 | Abdul Thompson Conteh | DC | 25 | 45 |
| 2000 | Mamadou Diallo | TB | 28 | 76 |
| 1999 | Jason Kreis | DAL | 32 | 57 |
| 1998 | Roy Lassiter | DC* | 31 | 52 |
| 1997 | Jaime Moreno | DC | 20 | 46 |
| 1996 | Preki | KC | 32 | 61 |

FOULS COMMITTED

| YEAR | PLAYER | TEAM | GP | FC |
|------|-----------------|------|----|----|
| 2014 | Diego Chara | POR | 31 | 83 |
| 2013 | Marcelo Sarvas | LA | 33 | 80 |
| 2012 | Michael Farfan | PHI | 32 | 74 |
| 2011 | Diego Chara | POR | 28 | 64 |
| 2010 | Conor Casey | COL | 27 | 52 |
| 2009 | Conor Casey | COL | 24 | 62 |
| 2008 | Atiba Harris | CHV | 28 | 73 |
| 2007 | Juan Toja | DAL | 27 | 83 |
| 2006 | Simo Valakari | DAL | 31 | 81 |
| 2005 | Simo Valakari | DAL | 28 | 78 |
| 2004 | Simo Valakari | DAL | 26 | 7 |
| 2003 | Carlos Ruiz | LA | 26 | 76 |
| 2002 | Carlos Ruiz | LA | 26 | 71 |
| 2001 | Matt McKeon | KC | 26 | 76 |
| 2000 | Diego Serna | MIA | 31 | 83 |
| 1999 | Matt McKeon | COL | 28 | 80 |
| 1998 | Richie Williams | DC | 31 | 66 |
| 1997 | Matt McKeon | KC | 31 | 75 |
| 1996 | Geoff Aunger | NE | 29 | 66 |

FOULS SUFFERED

| YEAR | PLAYER | TEAM | GP | FS |
|------|--------------------|------|----|-----|
| 2014 | Quincy Amarikwa | CHI | 32 | 101 |
| 2013 | Darlington Nagbe | POR | 34 | 83 |
| 2012 | Patrick Nyarko | CHI | 34 | 84 |
| 2011 | Gershon Koffie | VAN | 29 | 76 |
| 2010 | David Ferreira | DAL | 30 | 84 |
| 2009 | Freddie Ljungberg | SEA | 22 | 67 |
| 2008 | Cuauhtemoc Blanco | CHI | 27 | 76 |
| 2007 | Alejandro Moreno | CLB* | 29 | 93 |
| 2006 | Alejandro Moreno | HOU | 30 | 112 |
| 2005 | Alejandro Moreno | SJ | 31 | 102 |
| 2004 | Davy Arnaud | KC | 30 | 111 |
| 2003 | DaMarcus Beasley | CHI | 22 | 96 |
| 2002 | Taylor Twellman | NE | 28 | 87 |
| 2001 | Jaime Moreno | DC | 24 | 87 |
| 2000 | Jason Moore | COL | 27 | 83 |
| 1999 | Cobi Jones | LA | 28 | 80 |
| 1998 | Diego Serna | MIA | 26 | 89 |
| 1997 | Roberto Donadoni | MET | 32 | 94 |
| 1996 | Giuseppe Galderisi | TB* | 25 | 89 |

CAUTIONS (YELLOW)

| YEAR | PLAYER | TEAM | GP | CAUT |
|------|---------------------|------|----|------|
| 2014 | Oswaldo Minda | CHV | 20 | 12 |
| 2013 | Aurelien Collin | KC | 29 | 13 |
| 2012 | Oswaldo Minda | CHV | 22 | 13 |
| 2011 | David Beckham | LA | 26 | 10 |
| | Aurelien Collin | KC | 23 | 10 |
| 2010 | Wilman Conde | CHI | 25 | 10 |
| 2009 | Kyle Beckerman | RSL | 25 | 10 |
| 2008 | Bakary Soumare | CHI | 28 | 10 |
| 2007 | Eddie Robinson | HOU | 25 | 11 |
| 2006 | Eddie Robinson | HOU | 25 | 11 |
| 2005 | 4 players tied with | | | 9 |
| 2004 | 6 players tied with | | | 8 |
| 2003 | Carlos Llamasa | NE | 24 | 9 |
| | Oscar Pareja | DAL | 24 | 9 |
| | Mike Petke | DC | 25 | 9 |
| 2002 | 5 players tied with | | | 9 |
| 2001 | Joe Franchino | NE | 23 | 10 |
| 2000 | Geoff Auger | DC | 26 | 11 |
| | Mauricio Wright | NE* | 26 | 11 |
| 1999 | Danny Pena | LA | 27 | 10 |
| 1998 | Leonel Alvarez | DAL | 27 | 12 |
| 1997 | Frankie Hejduk | TB | 23 | 9 |
| | Mo Johnston | KC | 29 | 9 |
| 1996 | Leonel Alvarez | DAL | 22 | 14 |

EJECTIONS (RED CARDS)

| YEAR | PLAYER | TEAM | GP | EJECT |
|------|---------------------|------|----|-------|
| 2014 | 8 players tied with | | | 2 |
| 2013 | Dimitry Imbongo | NE | 21 | 3 |
| 2012 | 6 players tied with | | | 2 |
| 2011 | Eric Hassli | VAN | 26 | 3 |
| 2010 | Davy Arnaud | KC | 27 | 3 |
| 2009 | Carlos Johnson | NY | 13 | 3 |
| | Jamison Olave | RSL | 25 | 3 |
| 2008 | 6 players tied with | | | 2 |
| 2007 | 4 players tied with | | | 2 |
| 2006 | 4 players tied with | | | 2 |
| 2005 | Guy Melamed | COL | 14 | 2 |
| | Jaime Moreno | DC | 29 | 2 |
| | Eddie Robinson | SJ | 29 | 2 |
| 2004 | Dema Kovalenko | DC | 25 | 2 |
| | Simo Valakari | DAL | 26 | 2 |
| 2003 | Ramiro Corrales | SJ | 25 | 2 |
| 2002 | Chad McCarty | CLB | 18 | 2 |
| | Tony Meola | KC | 17 | 2 |
| 2001 | 5 players tied with | | | 2 |
| 2000 | Ezra Hendrickson | LA | 22 | 3 |
| 1999 | 7 players tied with | | | 2 |
| 1998 | 7 players tied with | | | 2 |
| 1997 | Branco | MET | 11 | 3 |
| 1996 | Leonel Alvarez | DAL | 22 | 2 |
| | Mike Clark | CLB | 27 | 2 |

CORNER KICKS

| YEAR | PLAYER | TEAM | GP | CK |
|------|----------------------------|------|----|-----|
| 2014 | Federico Higuain | CLB | 29 | 134 |
| 2013 | Graham Zusi | KC | 27 | 128 |
| 2012 | Graham Zusi | KC | 32 | 150 |
| 2011 | Brad Davis | HOU | 34 | 172 |
| 2010 | Guillermo Barros Schelotto | CLB | 29 | 127 |
| 2009 | Claudio Lopez | KC | 29 | 123 |
| 2008 | Guillermo Barros Schelotto | CLB | 27 | 126 |
| 2007 | Steve Ralston | NE | 26 | 130 |
| 2006 | Juan Pablo Garcia | CHV | 29 | 106 |
| 2005 | Christian Gomez | DC | 31 | 88 |
| 2004 | Jose Cancela | NE | 25 | 118 |
| 2003 | Cobi Jones | LA | 28 | 129 |
| 2002 | Marco Etcheverry | DC | 24 | 139 |
| 2001 | Marco Etcheverry | DC | 23 | 115 |
| 2000 | Marco Etcheverry | DC | 22 | 141 |
| 1999 | Marco Etcheverry | DC | 22 | 122 |
| 1998 | Marco Etcheverry | DC | 29 | 198 |
| 1997 | Robert Warzycha | CLB | 31 | 97 |
| 1996 | Martin Vasquez | TB | 31 | 115 |



sponsored by HERBALIFE.

OFFSIDES

| YEAR | PLAYER | TEAM | GP | OFF |
|------|-------------------|------|----|-----|
| 2014 | Dom Dwyer | KC | 33 | 38 |
| 2013 | Marco Di Vaio | MTL | 33 | 78 |
| 2012 | Jairo Arrieta | CLB | 18 | 41 |
| 2011 | Luke Rodgers | NY | 23 | 48 |
| 2010 | Juan Pablo Angel | NY | 30 | 50 |
| 2009 | Dwayne De Rosario | TOR | 28 | 43 |
| 2008 | Kenny Cooper | DAL | 30 | 39 |
| | Jeff Cunningham | DAL* | 27 | 39 |
| 2007 | Joseph Ngwenya | HOU* | 30 | 55 |
| 2006 | Ante Razov | CHV | 28 | 43 |
| 2005 | Ronald Cerritos | SJ | 30 | 41 |
| 2004 | Taylor Twellman | NE | 23 | 35 |
| 2003 | Carlos Ruiz | LA | 26 | 46 |
| 2002 | Mamadou Diallo | MET* | 24 | 54 |
| 2001 | Mamadou Diallo | TB | 22 | 56 |
| 2000 | Mamadou Diallo | TB | 28 | 82 |
| 1999 | Roy Lassiter | DC | 30 | 43 |
| 1998 | Raul Diaz Arce | NE | 32 | 44 |
| 1997 | Roy Wegerle | DC* | 31 | 55 |
| 1996 | Roy Lassiter | TB | 30 | 70 |

GAME-WINNING GOALS

| YEAR | PLAYER | TEAM | GP | GWG |
|------|---------------------|------|----|-----|
| 2014 | Lee Nguyen | NE | 32 | 9 |
| 2013 | Chris Wondolowski | SJ | 29 | 8 |
| 2012 | Chris Wondolowski | SJ | 32 | 11 |
| 2011 | 4 players tied with | | 5 | |
| 2010 | Chris Wondolowski | SJ | 28 | 9 |
| 2009 | Jeff Cunningham | DAL | 28 | 7 |
| 2008 | 5 players tied with | | 4 | |
| 2007 | Eddie Johnson | KC | 24 | 6 |
| 2006 | Kenny Cooper | DAL | 31 | 6 |
| | Nicolas Hernandez | COL | 30 | 6 |
| 2005 | Landon Donovan | LA | 22 | 7 |
| 2004 | Eddie Johnson | DAL | 26 | 7 |
| 2003 | Landon Donovan | SJ | 22 | 5 |
| | Carlos Ruiz | LA | 26 | 5 |
| | John Spencer | COL | 27 | 5 |
| 2002 | Carlos Ruiz | LA | 26 | 9 |
| 2001 | Alex Pineda Chacon | MIA | 25 | 7 |
| 2000 | 4 players tied with | | 6 | |
| 1999 | Jorge Dely Valdes | COL | 32 | 7 |
| | Ante Razov | CHI | 30 | 7 |
| 1998 | Stern John | CLB | 27 | 6 |
| | Jason Kreis | DAL | 30 | 6 |
| 1997 | Jaime Moreno | DC | 20 | 5 |
| | Preki | KC | 27 | 5 |
| 1996 | Eduardo Hurtado | LA | 26 | 6 |
| | Steve Rammel | DC | 26 | 6 |

GAME-WINNING ASSISTS

| YEAR | PLAYER | TEAM | GP | GWA |
|------|----------------------------|------|----|-----|
| 2014 | Robbie Keane | LA | 29 | 6 |
| 2013 | 5 players tied with | | | 5 |
| 2012 | 5 players tied with | | | 5 |
| 2011 | David Beckham | LA | 26 | 7 |
| 2010 | Bobby Convey | SJ | 28 | 5 |
| | Landon Donovan | LA | 24 | 5 |
| | David Ferreira | DAL | 30 | 5 |
| 2009 | Freddie Ljungberg | SEA | 22 | 5 |
| 2008 | Guillermo Barros Schelotto | CLB | 27 | 5 |
| | Steve Ralston | NE | 21 | 5 |
| 2007 | Christian Gomez | DC | 27 | 5 |
| 2006 | 4 players tied with | | | 4 |
| 2005 | Dwayne De Rosario | SJ | 28 | 5 |
| | Cobi Jones | LA | 31 | 5 |
| 2004 | 4 players tied with | | | 5 |
| 2003 | Preki | KC | 30 | 5 |
| 2002 | Carlos Valderrama | COL | 27 | 6 |
| 2001 | Diego Serna | MIA | 22 | 7 |
| 2000 | Steve Ralston | TB | 30 | 8 |
| 1999 | Mauricio Cienfuegos | LA | 30 | 8 |
| 1998 | Marco Etcheverry | DC | 29 | 5 |
| | Ezra Hendrickson | LA | 27 | 5 |
| | Eduardo Hurtado | MET* | 29 | 5 |
| 1997 | Mauricio Cienfuegos | LA | 22 | 7 |
| 1996 | Marco Etcheverry | DC | 26 | 6 |
| | Carlos Valderrama | TB | 23 | 6 |

PENALTY-KICK GOALS

| YEAR | PLAYER | TEAM | GP | PKG |
|------|----------------------------|------|----|-----|
| 2014 | Dom Dwyer | KC | 33 | 7 |
| | Pedro Morales | VAN | 33 | 7 |
| 2013 | Federico Higuain | CLB | 29 | 6 |
| 2012 | Patrice Bernier | MTL | 27 | 6 |
| 2011 | Andres Mendoza | CLB | 29 | 5 |
| 2010 | Guillermo Barros Schelotto | CLB | 29 | 5 |
| 2009 | Jaime Moreno | DC | 24 | 6 |
| 2008 | 4 players tied with | | | 4 |
| 2007 | Juan Pablo Angel | NY | 24 | 5 |
| | Landon Donovan | LA | 25 | 5 |
| 2006 | Jeff Cunningham | RSL | 31 | 4 |
| | Amado Guevara | NY | 28 | 4 |
| 2005 | Jaime Moreno | DC | 29 | 9 |
| 2004 | Amado Guevara | MET | 24 | 6 |
| 2003 | Carlos Ruiz | LA | 26 | 7 |
| 2002 | 5 players tied with | | | 3 |
| 2001 | Cate | NE | 22 | 5 |
| 2000 | Greg Vanney | LA | 27 | 5 |
| 1999 | Wolde Harris | COL | 29 | 3 |
| 1998 | Mauricio Cienfuegos | LA | 30 | 4 |
| | Lubos Kubik | CHI | 31 | 4 |
| 1997 | Jaime Moreno | DC | 20 | 5 |
| 1996 | Preki | KC | 32 | 7 |

GOALS PER GAME

| YEAR | PLAYER | TEAM | GP | GOALS | AVG |
|----------|-------------------------|---------|----|-------|------|
| 2014 | Bradley Wright-Phillips | NY | 32 | 27 | 0.84 |
| 2013 | Alvaro Saborio | RSL | 16 | 12 | 0.75 |
| 2012 | Chris Wondolowski | SJ | 32 | 27 | 0.84 |
| 2011 | Danny Koevermans | TOR | 10 | 8 | 0.80 |
| 2010 | Edson Buddle | LA | 25 | 17 | 0.68 |
| 2009 | Conor Casey | COL | 24 | 16 | 0.67 |
| 2008 | Landon Donovan | LA | 25 | 20 | 0.80 |
| 2007 | Juan Pablo Angel | NY | 24 | 19 | 0.79 |
| 2006 | Brian Ching | HOU | 21 | 11 | 0.52 |
| 2005 | Taylor Twellman | NE | 25 | 17 | 0.68 |
| 2004 | Carlos Ruiz | LA | 20 | 11 | 0.55 |
| 2003 | Taylor Twellman | NE | 22 | 15 | 0.68 |
| 2002 | Carlos Ruiz | LA | 26 | 24 | 0.92 |
| 2001 | Alex Pineda Chacon | MIA | 25 | 19 | 0.76 |
| 2000 | Mamadou Diallo | TB | 28 | 26 | 0.93 |
| 1999 | Stern John | CLB | 28 | 18 | 0.64 |
| 1998 | Stern John | CLB | 27 | 26 | 0.96 |
| 1997 | Jaime Moreno | DC | 20 | 16 | 0.80 |
| 1996 | Roy Lassiter | TB | 30 | 27 | 0.90 |
| Minimum: | | 5 goals | | | |

ASSISTS PER GAME

| YEAR | PLAYER | TEAM | GP | ASTS | AVG |
|----------|----------------------------|-----------|----|------|------|
| 2014 | Landon Donovan | LA | 31 | 19 | 0.61 |
| 2013 | Robbie Keane | LA | 23 | 11 | 0.48 |
| 2012 | Landon Donovan | LA | 26 | 14 | 0.54 |
| 2011 | David Beckham | LA | 26 | 15 | 0.58 |
| 2010 | Landon Donovan | LA | 24 | 16 | 0.67 |
| 2009 | Brad Davis | HOU | 27 | 12 | 0.44 |
| 2008 | Guillermo Barros Schelotto | CLB | 27 | 19 | 0.70 |
| 2007 | Steve Ralston | NE | 26 | 14 | 0.54 |
| 2006 | Terry Cooke | COL | 23 | 12 | 0.52 |
| 2005 | Dwayne De Rosario | SJ | 28 | 13 | 0.46 |
| 2004 | Jaime Moreno | DC | 27 | 14 | 0.52 |
| 2003 | Preki | KC | 30 | 17 | 0.57 |
| 2002 | Steve Ralston | NE | 27 | 19 | 0.70 |
| 2001 | Diego Serna | MIA | 22 | 15 | 0.68 |
| 2000 | Carlos Valderrama | TB | 32 | 26 | 0.81 |
| 1999 | Marco Etcheverry | DC | 22 | 17 | 0.77 |
| 1998 | Andy Williams | CLB | 13 | 12 | 0.92 |
| 1997 | Carlos Valderrama | TB | 20 | 19 | 0.95 |
| 1996 | Carlos Valderrama | TB | 23 | 17 | 0.74 |
| Minimum: | | 5 assists | | | |



sponsored by HERBALIFE

SCORING PCT.

| YEAR | PLAYER | TEAM | GP | SHOTS | GOALS | PCT |
|----------|---------------------|------|---------|-------|-------|------|
| 2014 | Luis Silva | DC | 27 | 39 | 11 | 28.2 |
| 2013 | Lloyd Sam | NY | 22 | 7 | 5 | 71.4 |
| 2012 | Kamani Hill | COL | 19 | 15 | 5 | 33.3 |
| 2011 | Conor Casey | COL | 14 | 18 | 6 | 33.3 |
| 2010 | Birahim Diop | KC | 14 | 15 | 5 | 33.3 |
| | Blaise Nkufo | SEA | 11 | 15 | 5 | 33.3 |
| 2009 | Jaime Moreno | DC | 24 | 22 | 9 | 40.9 |
| 2008 | Steve Ralston | NE | 21 | 21 | 8 | 38.1 |
| 2007 | Danny Dichio | TOR | 17 | 20 | 6 | 30.0 |
| 2006 | Claudio Suarez | CHV | 20 | 10 | 6 | 60.0 |
| 2005 | Scott Sealy | KC | 28 | 31 | 9 | 29.0 |
| 2004 | Ross Paule | CLB | 25 | 23 | 7 | 30.4 |
| 2003 | Alejandro Moreno | LA | 24 | 19 | 6 | 31.6 |
| 2002 | Taylor Twellman | NE | 28 | 92 | 23 | 25.0 |
| 2001 | Steve Ralston | TB | 25 | 18 | 7 | 38.9 |
| 2000 | Alex Comas | MET | 25 | 48 | 13 | 27.1 |
| 1999 | Roy Lassiter | DC | 30 | 85 | 18 | 21.2 |
| 1998 | Mauricio Cienfuegos | LA | 30 | 36 | 13 | 36.1 |
| 1997 | Ronald Cerritos | SJ | 22 | 40 | 12 | 30.0 |
| 1996 | Roy Lassiter | TB | 30 | 76 | 27 | 35.5 |
| Minimum: | | | 5 goals | | | |

SHOTS ON GOAL PCT.

| YEAR | PLAYER | TEAM | GP | SHOTS | SOG | PCT |
|----------|---------------------|------|------------------|-------|-----|------|
| 2014 | Andres Romero | MTL | 29 | 31 | 20 | 64.5 |
| 2013 | Fabian Espindola | NY | 28 | 48 | 26 | 54.2 |
| 2012 | Danny Koevermans | TOR | 16 | 39 | 24 | 61.5 |
| 2011 | Landon Donovan | LA | 23 | 42 | 23 | 54.8 |
| 2010 | Teal Bunbury | KC | 26 | 41 | 23 | 56.1 |
| 2009 | Patrick Nyarko | CHI | 30 | 33 | 20 | 60.6 |
| 2008 | Mauricio Castro | NE | 24 | 29 | 20 | 69.0 |
| 2007 | Jeff Cunningham | TOR* | 23 | 32 | 21 | 65.6 |
| 2006 | Andy Herron | CHI | 20 | 37 | 25 | 67.6 |
| 2005 | Landon Donovan | LA | 22 | 49 | 32 | 65.3 |
| 2004 | Jaime Moreno | DC | 27 | 39 | 25 | 64.1 |
| 2003 | Carlos Ruiz | LA | 26 | 84 | 51 | 60.7 |
| 2002 | Cobi Jones | LA | 19 | 31 | 21 | 67.7 |
| 2001 | Ronald Cerritos | SJ | 25 | 45 | 30 | 66.7 |
| | Jaime Moreno | DC | 24 | 60 | 40 | 66.7 |
| 2000 | Johnny Torres | NE | 20 | 28 | 21 | 75.0 |
| 1999 | Carlos Hermosillo | LA | 16 | 38 | 24 | 63.2 |
| 1998 | Mauricio Cienfuegos | LA | 30 | 36 | 25 | 69.4 |
| 1997 | Gerrell Elliott | DAL | 28 | 45 | 34 | 75.6 |
| 1996 | Pete Marino | CLB | 29 | 52 | 36 | 69.2 |
| Minimum: | | | 20 shots on goal | | | |

GAMES PLAYED IN GOAL

| YEAR | PLAYER | TEAM | GP |
|------|---------------------|------|----|
| 2014 | 5 players tied with | | 34 |
| 2013 | 4 players tied with | | 34 |
| 2012 | Jimmy Nielsen | KC | 34 |
| 2011 | Tally Hall | HOU | 34 |
| | Kasey Keller | SEA | 34 |
| | Matt Pickens | COL | 34 |
| 2010 | William Hesmer | CLB | 30 |
| | Kasey Keller | SEA | 30 |
| 2009 | Jon Busch | CHI | 30 |
| | Kevin Hartman | KC | 30 |
| | Pat Onstad | HOU | 30 |
| 2008 | 4 players tied with | | 30 |
| 2007 | Bouna Coundoul | COL | 30 |
| | Kevin Hartman | KC | 30 |
| | Matt Reis | NE | 30 |
| 2006 | Pat Onstad | HOU | 32 |
| | Matt Reis | NE | 32 |
| 2005 | Pat Onstad | SJ | 32 |
| | Bo Oshoniyi | KC | 32 |
| 2004 | Joe Cannon | COL | 30 |
| | Kevin Hartman | LA | 30 |
| 2003 | Kevin Hartman | LA | 30 |
| | Tony Meola | KC | 30 |
| | Zach Thornton | CHI | 30 |
| 2002 | Nick Rimando | DC | 28 |
| 2001 | Zach Thornton | CHI | 27 |
| 2000 | Scott Garlick | TB | 32 |
| 1999 | Kevin Hartman | LA | 32 |
| 1998 | Tony Meola | MET | 31 |
| 1997 | Mark Dodd | DAL | 30 |
| | Tony Meola | MET | 30 |
| 1996 | Mark Dodd | DAL | 31 |

GAMES STARTED IN GOAL

| YEAR | PLAYER | TEAM | GS |
|------|---------------------|------|----|
| 2014 | 5 players tied with | | 34 |
| 2013 | 4 players tied with | | 34 |
| 2012 | Jimmy Nielsen | KC | 34 |
| 2011 | Tally Hall | HOU | 34 |
| | Kasey Keller | SEA | 34 |
| | Matt Pickens | COL | 34 |
| 2010 | William Hesmer | CLB | 30 |
| | Kasey Keller | SEA | 30 |
| 2009 | Jon Busch | CHI | 30 |
| | Kevin Hartman | KC | 30 |
| | Pat Onstad | HOU | 30 |
| 2008 | 4 players tied with | | 30 |
| 2007 | Bouna Coundoul | COL | 30 |
| | Kevin Hartman | KC | 30 |
| | Matt Reis | NE | 30 |
| 2006 | Pat Onstad | HOU | 32 |
| | Matt Reis | NE | 32 |
| 2005 | Pat Onstad | SJ | 32 |
| | Bo Oshoniyi | KC | 32 |
| 2004 | Joe Cannon | COL | 30 |
| | Kevin Hartman | LA | 30 |
| 2003 | Kevin Hartman | LA | 30 |
| | Tony Meola | KC | 30 |
| | Zach Thornton | CHI | 30 |
| 2002 | Nick Rimando | DC | 28 |
| 2001 | Zach Thornton | CHI | 27 |
| 2000 | Scott Garlick | TB | 32 |
| 1999 | Kevin Hartman | LA | 32 |
| 1998 | Tony Meola | MET | 31 |
| 1997 | Mark Dodd | DAL | 30 |
| | Tony Meola | MET | 30 |
| 1996 | Mark Dodd | DAL | 31 |



sponsored by HERBALIFE

MINUTES PLAYED IN GOAL

| YEAR | PLAYER | TEAM | MIN |
|------|---------------------|------|------|
| 2014 | 5 players tied with | | 3060 |
| 2013 | 4 players tied with | | 3060 |
| 2012 | Jimmy Nielsen | KC | 3060 |
| 2011 | Tally Hall | HOU | 3060 |
| | Kasey Keller | SEA | 3060 |
| | Matt Pickens | COL | 3060 |
| 2010 | William Hesmer | CLB | 2695 |
| 2009 | Jon Busch | CHI | 2700 |
| | Kevin Hartman | KC | 2700 |
| | Pat Onstad | HOU | 2700 |
| 2008 | 4 players tied with | | 2700 |
| 2007 | Kevin Hartman | KC | 2700 |
| | Matt Reis | NE | 2700 |
| 2006 | Pat Onstad | HOU | 2880 |
| | Matt Reis | NE | 2880 |
| 2005 | Pat Onstad | SJ | 2880 |
| | Bo Oshoniyi | KC | 2880 |
| 2004 | Joe Cannon | COL | 2700 |
| 2003 | Kevin Hartman | LA | 2796 |
| 2002 | Nick Rimando | DC | 2588 |
| 2001 | Zach Thornton | CHI | 2496 |
| 2000 | Scott Garlick | TB | 2934 |
| 1999 | Kevin Hartman | LA | 2870 |
| 1998 | Tony Meola | MET | 2790 |
| 1997 | Mark Dodd | DAL | 2700 |
| 1996 | Mark Dodd | DAL | 2776 |

GOALS AGAINST AVG.

| YEAR | PLAYER | TEAM | GP | MIN | GA | GAA |
|------|-------------------|------|----|------|----|------|
| 2014 | Nick Rimando | RSL | 24 | 2160 | 25 | 1.04 |
| 2013 | Jimmy Nielsen | KC | 34 | 3060 | 30 | 0.88 |
| 2012 | Michael Gspurning | SEA | 21 | 1845 | 15 | 0.73 |
| 2011 | Donovan Ricketts | LA | 15 | 1284 | 11 | 0.77 |
| 2010 | Kevin Hartman | DAL | 20 | 1755 | 12 | 0.62 |
| 2009 | Zach Thornton | CHV | 27 | 2385 | 23 | 0.87 |
| 2008 | Pat Onstad | HOU | 24 | 2098 | 24 | 1.03 |
| 2007 | Pat Onstad | HOU | 27 | 2418 | 22 | 0.82 |
| 2006 | Jon Conway | NY | 12 | 1080 | 12 | 1.00 |
| 2005 | Pat Onstad | SJ | 32 | 2880 | 31 | 0.97 |
| 2004 | Nick Rimando | DC | 13 | 1170 | 13 | 1.00 |
| 2003 | Jonny Walker | MET | 14 | 1325 | 14 | 0.95 |
| 2002 | Jon Busch | CLB | 14 | 1236 | 15 | 1.09 |
| | Kevin Hartman | LA | 18 | 1648 | 20 | 1.09 |
| 2001 | Zach Thornton | CHI | 27 | 2496 | 30 | 1.08 |
| 2000 | Tony Meola | KC | 31 | 2825 | 29 | 0.92 |
| 1999 | Kevin Hartman | LA | 32 | 2870 | 29 | 0.91 |
| 1998 | Zach Thornton | CHI | 25 | 2076 | 27 | 1.17 |
| 1997 | Brad Friedel | CLB | 29 | 2609 | 35 | 1.21 |
| 1996 | Jorge Campos | LA | 24 | 2025 | 27 | 1.20 |

Minimum: 1000 minutes played

WINNING PCT.

| YEAR | PLAYER | TEAM | GP | WON | LOST | TIED | PCT |
|----------|----------------|--------|----|-----|------|------|------|
| 2014 | Nick Rimando | RSL | 24 | 13 | 4 | 7 | .688 |
| 2013 | Matt Reis | NE | 12 | 7 | 0 | 4 | .818 |
| 2012 | Jon Busch | SJ | 32 | 17 | 5 | 9 | .694 |
| 2011 | Josh Saunders | LA | 19 | 12 | 2 | 4 | .778 |
| 2010 | Kevin Hartman | DAL | 20 | 10 | 1 | 8 | .737 |
| 2009 | William Hesmer | CLB | 19 | 9 | 4 | 6 | .632 |
| 2008 | William Hesmer | CLB | 29 | 17 | 6 | 6 | .690 |
| 2007 | Troy Perkins | DC | 29 | 16 | 6 | 7 | .672 |
| 2006 | Jon Conway | NY | 12 | 7 | 2 | 3 | .708 |
| 2005 | Pat Onstad | SJ | 32 | 18 | 4 | 10 | .719 |
| 2004 | Bo Oshoniya | KC | 9 | 5 | 2 | 2 | .667 |
| 2003 | Pat Onstad | SJ | 27 | 14 | 5 | 8 | .667 |
| 2002 | Jon Busch | CLB | 14 | 8 | 3 | 2 | .692 |
| 2001 | Mark Simpson | DC | 7 | 5 | 2 | 0 | .714 |
| 2000 | Zach Thornton | CHI | 25 | 15 | 4 | 6 | .720 |
| 1999 | Mark Simpson | DC | 9 | 6 | 1 | 0 | .857 |
| 1998 | Tom Presthus | DC | 6 | 5 | 1 | 0 | .833 |
| 1997 | Mike Ammann | KC | 29 | 21 | 8 | 0 | .724 |
| 1996 | Brad Friedel | CLB | 9 | 8 | 1 | 0 | .889 |
| Minimum: | | 5 wins | | | | | |

WINS

| YEAR | PLAYER | TEAM | GP | WON |
|------|------------------|------|----|-----|
| 2014 | Stefan Frei | SEA | 34 | 20 |
| 2013 | Jimmy Nielsen | KC | 34 | 17 |
| | Luis Robles | NY | 34 | 17 |
| 2012 | Jimmy Nielsen | KC | 34 | 18 |
| 2011 | Kasey Keller | SEA | 34 | 18 |
| 2010 | Donovan Ricketts | LA | 29 | 18 |
| 2009 | Pat Onstad | HOU | 30 | 13 |
| 2008 | William Hesmer | CLB | 29 | 17 |
| 2007 | Troy Perkins | DC | 29 | 16 |
| 2006 | Troy Perkins | DC | 30 | 15 |
| 2005 | Pat Onstad | SJ | 32 | 18 |
| 2004 | Jon Busch | CLB | 29 | 12 |
| 2003 | Zach Thornton | CHI | 30 | 15 |
| 2002 | Joe Cannon | SJ | 26 | 13 |
| 2001 | Zach Thornton | CHI | 27 | 16 |
| 2000 | Scott Garlick | TB | 32 | 16 |
| 1999 | Kevin Hartman | LA | 32 | 20 |
| 1998 | Kevin Hartman | LA | 29 | 22 |
| 1997 | Mike Ammann | KC | 29 | 21 |
| 1996 | Mark Dodd | DAL | 31 | 17 |
| | Mark Dougherty | TB | 28 | 17 |

LOSSES

| YEAR | PLAYER | TEAM | GP | LOST |
|------|----------------|------|----|------|
| 2014 | Dan Kennedy | CHV | 33 | 18 |
| 2013 | Bill Hamid | DC | 25 | 17 |
| | Dan Kennedy | CHV | 31 | 17 |
| 2012 | Matt Pickens | COL | 32 | 19 |
| 2011 | William Hesmer | CLB | 32 | 13 |
| 2010 | Troy Perkins | DC | 22 | 15 |
| 2009 | Joe Cannon | SJ | 28 | 14 |
| 2008 | Joe Cannon | SJ | 30 | 13 |
| 2007 | Joe Cannon | LA | 29 | 13 |
| | Nick Rimando | RSL | 27 | 13 |
| 2006 | Scott Garlick | RSL | 31 | 12 |
| | Kevin Hartman | LA | 28 | 12 |
| | Bo Oshoniya | KC | 29 | 12 |
| 2005 | D.J. Countess | RSL | 27 | 19 |
| 2004 | Henry Ring | CHI | 28 | 12 |
| 2003 | D.J. Countess | DAL | 24 | 15 |
| 2002 | Tim Howard | MET | 27 | 14 |
| | Nick Rimando | DC | 28 | 14 |
| 2001 | Adin Brown | TB* | 22 | 16 |
| 2000 | Matt Jordan | DAL | 31 | 14 |
| 1999 | Mike Ammann | MET | 24 | 18 |
| 1998 | Tony Meola | MET | 31 | 17 |
| 1997 | Tony Meola | MET | 30 | 18 |
| 1996 | Tony Meola | MET | 29 | 15 |
| | Chris Woods | COL | 23 | 15 |

SAVES

| YEAR | PLAYER | TEAM | GP | SVS |
|------|-----------------|------|----|-----|
| 2014 | Jon Busch | SJ | 34 | 137 |
| 2013 | Troy Perkins | MTL | 33 | 109 |
| 2012 | Andy Gruenebaum | CLB | 33 | 124 |
| 2011 | Jon Busch | SJ | 33 | 113 |
| 2010 | Stefan Frei | TOR | 28 | 108 |
| 2009 | Matt Reis | NE | 24 | 114 |
| 2008 | Joe Cannon | SJ | 30 | 124 |
| 2007 | Nick Rimando | RSL | 27 | 146 |
| 2006 | Matt Reis | NE | 32 | 141 |
| 2005 | Matt Reis | NE | 31 | 115 |
| 2004 | Joe Cannon | COL | 30 | 150 |
| 2003 | Kevin Hartman | LA | 30 | 149 |
| 2002 | Tim Howard | MET | 27 | 140 |
| 2001 | Tim Howard | MET | 26 | 146 |
| 2000 | Scott Garlick | TB | 32 | 184 |
| 1999 | Scott Garlick | TB | 28 | 152 |
| 1998 | Tony Meola | MET | 31 | 164 |
| 1997 | Mark Dodd | DAL | 30 | 183 |
| 1996 | Mark Dodd | DAL | 31 | 160 |



sponsored by HERBALIFE

SHUTOUTS

| YEAR | PLAYER | TEAM | GP | SHO |
|------|------------------|------|----|-----|
| 2014 | David Ousted | VAN | 34 | 13 |
| 2013 | Donovan Ricketts | POR | 32 | 14 |
| 2012 | Jimmy Nielsen | KC | 34 | 15 |
| 2011 | Kevin Hartman | DAL | 33 | 13 |
| | Nick Rimando | RSL | 33 | 13 |
| 2010 | Nick Rimando | RSL | 27 | 14 |
| 2009 | Zach Thornton | CHV | 27 | 12 |
| 2008 | Jon Busch | CHI | 30 | 10 |
| | Kevin Hartman | KC | 30 | 10 |
| | William Hesmer | CLB | 29 | 10 |
| 2007 | Brad Guzan | CHV | 27 | 13 |
| 2006 | Matt Reis | NE | 32 | 10 |
| 2005 | Pat Onstad | SJ | 32 | 12 |
| 2004 | Jon Busch | CLB | 29 | 10 |
| | Joe Cannon | COL | 30 | 10 |
| 2003 | Scott Garlick | COL | 26 | 9 |
| | Pat Onstad | SJ | 27 | 9 |
| 2002 | Joe Cannon | SJ | 26 | 8 |
| 2001 | Matt Jordan | DAL | 26 | 9 |
| | Zach Thornton | CHI | 27 | 9 |
| 2000 | Tony Meola | KC | 31 | 16 |
| 1999 | Kevin Hartman | LA | 32 | 11 |
| | Matt Jordan | DAL | 29 | 11 |
| 1998 | Zach Thornton | CHI | 25 | 8 |
| 1997 | Brad Friedel | CLB | 29 | 7 |
| 1996 | Tony Meola | MET | 29 | 9 |

SAVES PERCENTAGE

| YEAR | PLAYER | TEAM | GP | SAVES | SOGPCT |
|------|------------------|------|----|-------|----------|
| 2014 | Bill Hamid | DC | 30 | 110 | 146 75.3 |
| 2013 | Nick Rimando | RSL | 27 | 82 | 112 73.2 |
| 2012 | Bill Hamid | DC | 24 | 88 | 113 77.9 |
| 2011 | Donovan Ricketts | LA | 15 | 41 | 5475.9 |
| 2010 | Kevin Hartman | DAL | 20 | 56 | 7178.9 |
| 2009 | Matt Reis | NE | 24 | 114 | 140 81.4 |
| 2008 | Jon Busch | CHI | 30 | 122 | 156 78.2 |
| 2007 | Pat Onstad | HOU | 27 | 85 | 109 78.0 |
| 2006 | Matt Pickens | CHI | 8 | 47 | 5782.5 |
| 2005 | Pat Onstad | SJ | 32 | 105 | 136 77.2 |
| 2004 | Joe Cannon | COL | 30 | 150 | 187 80.2 |
| 2003 | Jonny Walker | MET | 14 | 55 | 7078.6 |
| 2002 | Jon Busch | CLB | 14 | 63 | 8078.8 |
| 2001 | Tim Howard | MET | 26 | 146 | 190 76.8 |
| 2000 | Tony Meola | KC | 31 | 129 | 162 79.5 |
| 1999 | Marcus Hahnemann | COL | 13 | 68 | 8580.0 |
| 1998 | Mark Dodd | DAL | 25 | 134 | 179 74.9 |
| 1997 | Brad Friedel | CLB | 29 | 131 | 174 75.3 |
| 1996 | Brad Friedel | CLB | 9 | 46 | 6076.7 |

Minimum: 40 saves

* Played for more than one team; most recent team listed.

MLS' INDIVIDUAL YEAR-BY-YEAR LEADERS IN POSTSEASON GAMES (1996-2014)

GAMES PLAYED

| YEAR | PLAYER | TEAM | GP |
|------|----------------------|------|----|
| 2014 | 31 players tied with | | 5 |
| 2013 | 29 players tied with | | 5 |
| 2012 | 17 players tied with | | 6 |
| 2011 | 21 players tied with | | 4 |
| 2010 | 21 players tied with | | 4 |
| 2009 | 22 players tied with | | 4 |
| 2008 | 21 players tied with | | 4 |
| 2007 | 23 players tied with | | 4 |
| 2006 | 21 players tied with | | 4 |
| 2005 | 21 players tied with | | 4 |
| 2004 | 21 players tied with | | 4 |
| 2003 | 20 players tied with | | 4 |
| 2002 | 6 players tied with | | 7 |
| 2001 | 8 players tied with | | 7 |
| 2000 | 18 players tied with | | 7 |
| 1999 | 26 players tied with | | 6 |
| 1998 | 8 players tied with | | 6 |
| 1997 | 21 players tied with | | 5 |
| 1996 | 19 players tied with | | 6 |

GAMES STARTED

| YEAR | PLAYER | TEAM | GS |
|------|----------------------|------|----|
| 2014 | 25 players tied with | | 5 |
| 2013 | 21 players tied with | | 5 |
| 2012 | 15 players tied with | | 6 |
| 2011 | 19 players tied with | | 4 |
| 2010 | 18 players tied with | | 4 |
| 2009 | 17 players tied with | | 4 |
| 2008 | 21 players tied with | | 4 |
| 2007 | 19 players tied with | | 4 |
| 2006 | 17 players tied with | | 4 |
| 2005 | 19 players tied with | | 4 |
| 2004 | 19 players tied with | | 4 |
| 2003 | 17 players tied with | | 4 |
| 2002 | 6 players tied with | | 7 |
| 2001 | 6 players tied with | | 7 |
| 2000 | 16 players tied with | | 7 |
| 1999 | 26 players tied with | | 6 |
| 1998 | 8 players tied with | | 6 |
| 1997 | 19 players tied with | | 5 |
| 1996 | 15 players tied with | | 6 |

MINUTES PLAYED

| YEAR | PLAYER | TEAM | MIN |
|------|----------------------|------|-----|
| 2014 | 8 players tied with | | 480 |
| 2013 | 10 players tied with | | 510 |
| 2012 | 10 players tied with | | 540 |
| 2011 | 13 players tied with | | 360 |
| 2010 | 5 players tied with | | 420 |
| 2009 | 9 players tied with | | 420 |
| 2008 | 11 players tied with | | 360 |
| 2007 | 6 players tied with | | 390 |
| 2006 | 5 players tied with | | 420 |
| 2005 | 12 players tied with | | 390 |
| 2004 | Brian Carroll | DC | 390 |
| | Mike Petke | DC | 390 |
| | Nick Rimando | DC | 390 |
| 2003 | 6 players tied with | | 393 |
| 2002 | Adin Brown | NE | 673 |
| | Joe Franchino | NE | 673 |
| | Steve Ralston | NE | 673 |
| 2001 | Simon Elliott | LA | 676 |
| | Kevin Hartman | LA | 676 |
| | Peter Vagenas | LA | 676 |
| 2000 | 7 players tied with | | 659 |
| 1999 | 11 players tied with | | 540 |
| 1998 | Jeff Agoos | DC | 540 |
| | John Harkes | DC | 540 |
| | Tom Presthus | DC | 540 |
| 1997 | 7 players tied with | | 450 |
| 1996 | 9 players tied with | | 544 |



sponsored by HERBALIFE

GOALS

| YEAR | PLAYER | TEAM | GP | GOALS |
|------|-------------------------|------|----|-------|
| 2014 | Charlie Davies | NE | 5 | 4 |
| | Bradley Wright-Phillips | NY | 4 | 4 |
| 2013 | Aurelien Collin | KC | 5 | 3 |
| 2012 | Robbie Keane | LA | 6 | 6 |
| 2011 | Landon Donovan | LA | 4 | 3 |
| | Mike Magee | LA | 4 | 3 |
| | Alvaro Saborio | RSL | 3 | 3 |
| 2010 | 4 players tied with | | | 2 |
| 2009 | Landon Donovan | LA | 4 | 3 |
| | Robbie Findley | RSL | 4 | 3 |
| 2008 | Juan Pablo Angel | NY | 4 | 2 |
| | Chad Marshall | CLB | 4 | 2 |
| | John Wolyniec | NY | 4 | 2 |
| 2007 | Taylor Twellman | NE | 4 | 3 |
| 2006 | Brian Ching | HOU | 4 | 3 |
| | Taylor Twellman | NE | 4 | 3 |
| 2005 | Landon Donovan | LA | 4 | 4 |
| 2004 | Alecko Eskandarian | DC | 4 | 4 |
| 2003 | Landon Donovan | SJ | 4 | 4 |
| 2002 | Carlos Ruiz | LA | 6 | 8 |
| 2001 | Landon Donovan | SJ | 6 | 5 |
| 2000 | Miklos Molnar | KC | 7 | 5 |
| 1999 | Ariel Graziani | DAL | 6 | 5 |
| | Stern John | CLB | 5 | 5 |
| | Jaime Moreno | DC | 6 | 5 |
| 1998 | Roy Lassiter | DC | 5 | 4 |
| | Brian McBride | CLB | 5 | 4 |
| 1997 | Paul Bravo | COL | 5 | 3 |
| | Jaime Moreno | DC | 5 | 3 |
| | Tony Sanneh | DC | 5 | 3 |
| 1996 | Raul Diaz Arce | DC | 6 | 6 |
| | Roy Lassiter | TB | 5 | 6 |

ASSISTS

| YEAR | PLAYER | TEAM | GP | ASTS |
|------|----------------------------|------|----|------|
| 2014 | Thierry Henry | NY | 5 | 5 |
| 2013 | Javier Morales | RSL | 5 | 3 |
| 2012 | Sean Franklin | LA | 5 | 4 |
| 2011 | David Beckham | LA | 4 | 4 |
| 2010 | David Ferreira | DAL | 4 | 3 |
| 2009 | 14 players tied with | | | 1 |
| 2008 | Guillermo Barros Schelotto | CLB | 4 | 6 |
| 2007 | 7 players tied with | | | 2 |
| 2006 | Brian Mullan | HOU | 4 | 3 |
| 2005 | Terry Cooke | COL | 3 | 2 |
| | Thiago | CHI | 3 | 2 |
| | Cobi Jones | LA | 4 | 2 |
| 2004 | Steve Ralston | NE | 3 | 2 |
| | Earnie Stewart | DC | 4 | 2 |
| 2003 | Jose Cancela | NE | 3 | 3 |
| | Richard Mulrooney | SJ | 4 | 3 |
| 2002 | Jeff Cunningham | CLB | 5 | 4 |
| | Cobi Jones | LA | 6 | 4 |
| 2001 | Peter Nowak | CHI | 5 | 5 |
| 2000 | Ante Razov | CHI | 7 | 6 |
| 1999 | Marco Etcheverry | DC | 6 | 6 |
| 1998 | Mauricio Cienfuegos | LA | 4 | 5 |
| 1997 | David Vaudreuil | DC | 5 | 5 |
| 1996 | Marco Etcheverry | DC | 6 | 3 |
| | Steve Ralston | TB | 5 | 3 |

SHOTS

| YEAR | PLAYER | TEAM | GP | SHOTS |
|------|--------------------|------|----|-------|
| 2014 | Robbie Keane | LA | 5 | 19 |
| 2013 | Dom Dwyer | KC | 5 | 16 |
| 2012 | Will Bruin | HOU | 6 | 18 |
| | Robbie Keane | LA | 6 | 18 |
| 2011 | Thierry Henry | NY | 3 | 12 |
| 2010 | Omar Cummings | COL | 4 | 15 |
| 2009 | Landon Donovan | LA | 4 | 18 |
| 2008 | Yura Movsisyan | RSL | 3 | 12 |
| 2007 | Taylor Twellman | NE | 4 | 20 |
| 2006 | Taylor Twellman | NE | 4 | 17 |
| 2005 | Herculez Gomez | LA | 4 | 15 |
| 2004 | Alecko Eskandarian | DC | 4 | 15 |
| 2003 | Ante Razov | CHI | 4 | 18 |
| 2002 | Carlos Ruiz | LA | 6 | 34 |
| 2001 | Onandi Lowe | KC | 3 | 22 |
| 2000 | Miklos Molnar | KC | 7 | 28 |
| 1999 | Stern John | CLB | 5 | 21 |
| 1998 | Jaime Moreno | DC | 6 | 21 |
| 1997 | Robert Warzycha | CLB | 4 | 17 |
| 1996 | Raul Diaz Arce | DC | 6 | 19 |

SHOTS ON GOAL

| YEAR | PLAYER | TEAM | GP | SOG |
|------|--------------------|------|----|-----|
| 2014 | Clint Dempsey | SEA | 4 | 10 |
| 2013 | Dom Dwyer | KC | 5 | 8 |
| 2012 | Robbie Keane | LA | 6 | 10 |
| 2011 | Landon Donovan | LA | 4 | 5 |
| | C.J. Sapong | KC | 3 | 5 |
| 2010 | David Beckham | LA | 3 | 5 |
| 2009 | Landon Donovan | LA | 4 | 8 |
| 2008 | Yura Movsisyan | RSL | 3 | 6 |
| 2007 | Taylor Twellman | NE | 4 | 10 |
| 2006 | Taylor Twellman | NE | 4 | 10 |
| 2005 | Landon Donovan | LA | 4 | 9 |
| 2004 | Alecko Eskandarian | DC | 4 | 8 |
| 2003 | Ante Razov | CHI | 4 | 7 |
| 2002 | Carlos Ruiz | LA | 6 | 19 |
| 2001 | Landon Donovan | SJ | 6 | 11 |
| 2000 | Ante Razov | CHI | 7 | 14 |
| 1999 | Stern John | CLB | 5 | 13 |
| 1998 | Roy Lassiter | DC | 5 | 10 |
| 1997 | Chris Henderson | COL | 5 | 8 |
| | Jaime Moreno | DC | 5 | 8 |
| 1996 | Raul Diaz Arce | DC | 6 | 12 |

FOULS COMMITTED

| YEAR | PLAYER | TEAM | GP | FC |
|------|---------------------|------|----|----|
| 2014 | Marcelo Sarvas | LA | 5 | 17 |
| 2013 | Rodney Wallace | POR | 4 | 12 |
| 2012 | Ricardo Clark | HOU | 5 | 12 |
| 2011 | 5 players tied with | | 8 | |
| 2010 | Conor Casey | COL | 4 | 11 |
| 2009 | David Beckham | LA | 4 | 11 |
| 2008 | Yura Movsisyan | RSL | 3 | 10 |
| 2007 | Jeff Larentowicz | NE | 4 | 10 |
| 2006 | Clint Dempsey | NE | 2 | 12 |
| 2005 | Herculez Gomez | LA | 4 | 14 |
| 2004 | Carlos Ruiz | LA | 3 | 12 |
| 2003 | Jesse Marsch | CHI | 4 | 15 |
| 2002 | Pablo Mastroeni | COL | 5 | 21 |
| 2001 | Danny Califf | LA | 6 | 18 |
| 2000 | Matt McKeon | KC | 7 | 22 |
| 1999 | Ted Eck | DAL | 6 | 19 |
| 1998 | Chris Armas | CHI | 5 | 16 |
| 1997 | Mike Lapper | CLB | 4 | 11 |
| | Eddie Pope | DC | 5 | 11 |
| 1996 | Eduardo Hurtado | LA | 6 | 16 |

FOULS SUFFERED

| YEAR | PLAYER | TEAM | GP | FS |
|------|----------------------------|------|----|----|
| 2014 | Jermaine Jones | NE | 5 | 20 |
| 2013 | Darlington Nagbe | POR | 4 | 15 |
| | C.J. Sapong | KC | 5 | 15 |
| 2012 | Omar Gonzalez | LA | 6 | 15 |
| 2011 | Brian Ching | HOU | 4 | 12 |
| 2010 | Marvin Chavez | DAL | 4 | 10 |
| 2009 | Landon Donovan | LA | 4 | 13 |
| 2008 | Guillermo Barros Schelotto | CLB | 4 | 10 |
| | Alejandro Moreno | CLB | 4 | 10 |
| 2007 | Cuahtemoc Blanco | CHI | 3 | 15 |
| 2006 | Brian Ching | HOU | 4 | 14 |
| 2005 | Taylor Twellman | NE | 4 | 16 |
| 2004 | Jaime Moreno | DC | 4 | 14 |
| 2003 | DaMarcus Beasley | CHI | 4 | 17 |
| 2002 | Carlos Ruiz | LA | 6 | 30 |
| 2001 | Landon Donovan | SJ | 6 | 25 |
| 2000 | DaMarcus Beasley | CHI | 7 | 19 |
| 1999 | Cobi Jones | LA | 6 | 28 |
| 1998 | Jaime Moreno | DC | 6 | 23 |
| 1997 | Chris Henderson | COL | 5 | 18 |
| | Jaime Moreno | DC | 5 | 18 |
| 1996 | Mauricio Cienfuegos | LA | 6 | 17 |

CAUTIONS (YELLOW)

| YEAR | PLAYER | TEAM | GP | CAUT |
|------|----------------------|------|----|------|
| 2014 | 9 players tied with | | | 2 |
| 2013 | 8 players tied with | | | 2 |
| 2012 | Osvaldo Alonso | SEA | 4 | 2 |
| | Tally Hall | HOU | 6 | 2 |
| 2011 | 8 players tied with | | | 2 |
| 2010 | 6 players tied with | | | 2 |
| 2009 | 5 players tied with | | | 2 |
| 2008 | 8 players tied with | | | 2 |
| 2007 | 4 players tied with | | | 2 |
| 2006 | Ricardo Clark | HOU | 3 | 2 |
| | Dasan Robinson | CHI | 2 | 2 |
| 2005 | 10 players tied with | | | 2 |
| 2004 | Bryan Namoff | DC | 4 | 3 |
| | Ben Olsen | DC | 4 | 3 |
| 2003 | 8 players tied with | | | 2 |
| 2002 | 4 players tied with | | | 3 |
| 2001 | Carlos Bocanegra | CHI | 6 | 3 |
| | Diego Gutierrez | CHI | 5 | 3 |
| | Jim Rooney | MIA | 6 | 3 |
| 2000 | 4 players tied with | | | 3 |
| 1999 | 4 players tied with | | | 3 |
| 1998 | Ricardo Iribarren | CLB | 4 | 3 |
| 1997 | Robert Warzycha | CLB | 4 | 3 |
| 1996 | Dan Calichman | LA | 5 | 3 |



sponsored by HERBALIFE

EJECTIONS (RED CARDS)

| YEAR | PLAYER | TEAM | GP | EJECT |
|------|-------------------------|------|----|-------|
| 2014 | 5 players tied with | | | 1 |
| 2013 | 5 players tied with | | | 1 |
| 2012 | 4 players tied with | | | 1 |
| 2011 | 4 players tied with | | | 1 |
| 2010 | Atiba Harris | DAL | 3 | 1 |
| | Javier Morales | RSL | 1 | 1 |
| 2009 | James Riley | SEA | 2 | 1 |
| 2008 | Chris Albright | NE | 2 | 1 |
| | Herculez Gomez | KC | 1 | 1 |
| 2007 | Arturo Alvarez | DAL | 2 | 1 |
| | Rod Dyachenko | DC | 1 | 1 |
| | Drew Moor | DAL | 2 | 1 |
| 2006 | Chris Gbandi | DAL | 2 | 1 |
| | Thiago Martins | COL | 2 | 1 |
| | Juan Francisco Palencia | CHV | 2 | 1 |
| 2005 | Christian Gomez | DC | 2 | 1 |
| | Andy Herron | CHI | 2 | 1 |
| | Alain Nkong | COL | 2 | 1 |
| 2004 | Dema Kovalenko | DC | 3 | 1 |
| 2003 | Eliseo Quintanilla | DC | 2 | 1 |
| 2002 | 4 players tied with | | | 1 |
| 2001 | Diego Serna | MIA | 4 | 2 |
| 2000 | Junior Agogo | COL | 3 | 1 |
| | Chad Deering | DAL | 2 | 1 |
| | Mo Johnston | KC | 5 | 1 |
| 1999 | Simon Elliott | LA | 5 | 1 |
| | Henry Gutierrez | MIA | 2 | 1 |
| | Richie Williams | DC | 5 | 1 |
| 1998 | Roy Lassiter | DC | 5 | 1 |
| 1997 | Francis Okaroh | NE | 1 | 1 |
| | Rob Smith | CLB | 2 | 1 |
| 1996 | Oscar Draguicevich | SJ | 2 | 1 |
| | Jaime Moreno | DC | 4 | 1 |
| | Eric Wynalda | SJ | 2 | 1 |

CORNER KICKS

| YEAR | PLAYER | TEAM | GP | CK |
|------|----------------------------|------|----|----|
| 2014 | Thierry Henry | NY | 5 | 16 |
| 2013 | Graham Zusi | KC | 5 | 26 |
| 2012 | David Beckham | LA | 6 | 24 |
| 2011 | David Beckham | LA | 4 | 11 |
| | Graham Zusi | KC | 3 | 11 |
| 2010 | David Ferreira | DAL | 4 | 18 |
| 2009 | David Beckham | LA | 4 | 19 |
| | Cuahtemoc Blanco | CHI | 3 | 19 |
| 2008 | Guillermo Barros Schelotto | CLB | 4 | 13 |
| 2007 | Steve Ralston | NE | 4 | 16 |
| 2006 | Brad Davis | HOU | 4 | 30 |
| 2005 | Landon Donovan | LA | 4 | 18 |
| 2004 | Jose Burciaga Jr. | KC | 4 | 11 |
| 2003 | Andy Williams | CHI | 4 | 24 |
| 2002 | Freddy Garcia | CLB | 5 | 29 |
| 2001 | Richard Mulrooney | SJ | 6 | 33 |
| 2000 | Hristo Stoichkov | CHI | 7 | 29 |
| 1999 | Greg Vanney | LA | 6 | 27 |
| 1998 | Marco Etcheverry | DC | 5 | 36 |
| 1997 | Marco Etcheverry | DC | 4 | 27 |
| 1996 | Marco Etcheverry | DC | 6 | 28 |

OFFSIDES

| YEAR | PLAYER | TEAM | GP | OFF |
|------|-------------------------|------|----|-----|
| 2014 | Alvaro Saborio | RSL | 2 | 6 |
| | Bradley Wright-Phillips | NY | 4 | 6 |
| 2013 | Marco Di Vaio | MTL | 1 | 4 |
| | Alvaro Saborio | RSL | 3 | 4 |
| 2012 | Lionard Pajoy | DC | 4 | 12 |
| 2011 | Calen Carr | HOU | 4 | 9 |
| 2010 | Ryan Johnson | SJ | 3 | 5 |
| 2009 | Robbie Findley | RSL | 4 | 10 |
| 2008 | Juan Pablo Angel | NY | 4 | 3 |
| | Brian Ching | HOU | 2 | 3 |
| 2007 | Eddie Johnson | KC | 3 | 5 |
| 2006 | Pat Noonan | NE | 3 | 8 |
| 2005 | Taylor Twellman | NE | 4 | 8 |
| 2004 | Taylor Twellman | NE | 3 | 7 |
| 2003 | Ante Razov | CHI | 4 | 8 |
| 2002 | Carlos Ruiz | LA | 6 | 13 |
| 2001 | Junior Agogo | SJ | 3 | 7 |
| 2000 | Adolfo Valencia | MET | 5 | 18 |
| 1999 | Stern John | CLB | 5 | 11 |
| 1998 | Ante Razov | CHI | 5 | 10 |
| 1997 | Raul Diaz Arce | DC | 4 | 11 |
| 1996 | Raul Diaz Arce | DC | 6 | 9 |
| | Roy Lassiter | TB | 5 | 9 |

GAME-WINNING GOALS

| YEAR | PLAYER | TEAM | GP | GWG |
|------|-------------------------|------|----|-----|
| 2014 | Bradley Wright-Phillips | NY | 4 | 2 |
| 2013 | 12 players tied with | | | 1 |
| 2012 | Will Bruin | HOU | 6 | 2 |
| | Landon Donovan | LA | 5 | 2 |
| | Robbie Keane | LA | 6 | 2 |
| 2011 | Landon Donovan | LA | 4 | 2 |
| | Mike Magee | LA | 4 | 2 |
| 2010 | 9 players tied with | | | 1 |
| 2009 | 7 players tied with | | | 1 |
| 2008 | 7 players tied with | | | 1 |
| 2007 | Taylor Twellman | NE | 4 | 2 |
| 2006 | 9 players tied with | | | 1 |
| 2005 | Landon Donovan | LA | 4 | 2 |
| 2004 | 8 players tied with | | | 1 |
| 2003 | 9 players tied with | | | 1 |
| 2002 | Carlos Ruiz | LA | 6 | 3 |
| 2001 | Manny Lajos | SJ | 5 | 2 |
| 2000 | Miklos Molnar | KC | 7 | 3 |
| 1999 | Jaime Moreno | DC | 6 | 3 |
| 1998 | 10 players tied with | | | 1 |
| 1997 | Chris Henderson | COL | 5 | 2 |
| | Tony Sanneh | DC | 5 | 2 |
| 1996 | Raul Diaz Arce | DC | 6 | 2 |
| | Roy Lassiter | TB | 5 | 2 |

GAME-WINNING ASSISTS

| YEAR | PLAYER | TEAM | GP | GWA |
|------|----------------------------|------|----|-----|
| 2014 | A.J. DeLaGarza | LA | 4 | 2 |
| | Lee Nguyen | NE | 5 | 2 |
| | Marcelo Sarvas | LA | 5 | 2 |
| 2013 | 15 players tied with | | | 1 |
| 2012 | Landon Donovan | LA | 5 | 2 |
| 2011 | David Beckham | LA | 4 | 3 |
| 2010 | 8 players tied with | | | 1 |
| 2009 | 6 players tied with | | | 1 |
| 2008 | Guillermo Barros Schelotto | CLB | 4 | 2 |
| 2007 | 8 players tied with | | | 1 |
| 2006 | 7 players tied with | | | 1 |
| 2005 | 6 players tied with | | | 1 |
| 2004 | 11 players tied with | | | 1 |
| 2003 | 9 players tied with | | | 1 |
| 2002 | 4 players tied with | | | 2 |
| 2001 | Jim Rooney | MIA | 6 | 2 |
| | Ian Woan | MIA | 6 | 2 |
| 2000 | DaMarcus Beasley | CHI | 7 | 2 |
| 1999 | 4 players tied with | | | 2 |
| 1998 | Jeff Agoos | DC | 6 | 2 |
| 1997 | Marcelo Balboa | COL | 5 | 2 |
| | John Harkes | DC | 5 | 2 |
| 1996 | 11 players tied with | | | 1 |

PENALTY-KICK GOALS

| YEAR | PLAYER | TEAM | GP | PKG |
|------|---------------------|------|----|-----|
| 2014 | Michel | DAL | 3 | 2 |
| 2013 | Boniek Garcia | HOU | 5 | 1 |
| | Will Johnson | POR | 4 | 1 |
| 2012 | Landon Donovan | LA | 5 | 2 |
| | Robbie Keane | LA | 6 | 2 |
| 2011 | Landon Donovan | LA | 4 | 2 |
| 2009 | Landon Donovan | LA | 4 | 2 |
| 2008 | Juan Pablo Angel | NY | 4 | 1 |
| | Sacha Kljestan | CHV | 2 | 1 |
| 2006 | Brad Davis | HOU | 4 | 1 |
| | Jovan Kirovski | COL | 3 | 1 |
| 2004 | Steve Ralston | NE | 3 | 1 |
| | Josh Wolff | KC | 4 | 1 |
| 2003 | Amado Guevara | MET | 2 | 1 |
| 2002 | Ante Razov | CHI | 3 | 1 |
| | Carlos Ruiz | LA | 6 | 1 |
| | John Spencer | COL | 5 | 1 |
| 2001 | Matt McKeon | KC | 3 | 1 |
| | Robert Warzycha | CLB | 2 | 1 |
| 2000 | 4 players tied with | | | 1 |
| 1999 | Greg Vanney | LA | 6 | 2 |
| 1998 | Lubos Kubik | CHI | 5 | 2 |
| 1997 | Joe-Max Moore | NE | 2 | 1 |
| 1996 | Mauricio Cienfuegos | LA | 6 | 1 |
| | Raul Diaz Arce | DC | 6 | 1 |



sponsored by HERBALIFE.

GOALS PER GAME

| YEAR | PLAYER | TEAM | GP | GOALS | AVG |
|----------|----------------------------|------|---------|-------|------|
| 2014 | 4 players tied with | | | 1.00 | |
| 2013 | Eddie Johnson | SEA | 3 | 2 | 0.67 |
| 2012 | Alex | CHI | 1 | 1 | 1.00 |
| | Robbie Keane | LA | 6 | 6 | 1.00 |
| | Darren Mattocks | VAN | 1 | 1 | 1.00 |
| 2011 | Alvaro Saborio | RSL | 3 | 3 | 1.00 |
| 2010 | Edson Buddle | LA | 3 | 2 | 0.67 |
| | Bobby Convey | SJ | 3 | 2 | 0.67 |
| 2009 | Guillermo Barros Schelotto | CLB | 1 | 2 | 2.00 |
| 2008 | 9 players tied with | | | 0.50 | |
| 2007 | Clarence Goodson | DAL | 1 | 1 | 1.00 |
| 2006 | Terry Cooke | COL | 1 | 1 | 1.00 |
| | Ante Razov | CHV | 1 | 1 | 1.00 |
| | Carlos Ruiz | DAL | 2 | 2 | 1.00 |
| 2005 | Landon Donovan | LA | 4 | 4 | 1.00 |
| | Guillermo Ramirez | LA | 1 | 1 | 1.00 |
| | Carlos Ruiz | DAL | 2 | 2 | 1.00 |
| 2004 | Alecko Eskandarian | DC | 4 | 4 | 1.00 |
| 2003 | Landon Donovan | SJ | 4 | 4 | 1.00 |
| | Carlos Ruiz | LA | 2 | 2 | 1.00 |
| | Igor Simutenkov | KC | 2 | 2 | 1.00 |
| 2002 | Carlos Ruiz | LA | 6 | 8 | 1.33 |
| 2001 | Rodrigo Faria | MET | 3 | 3 | 1.00 |
| 2000 | Mamadou Diallo | TB | 2 | 2 | 1.00 |
| | Bobby Rhine | DAL | 1 | 1 | 1.00 |
| 1999 | Stern John | CLB | 5 | 5 | 1.00 |
| 1998 | Roy Lassiter | DC | 5 | 4 | 0.80 |
| | Brian McBride | CLB | 5 | 4 | 0.80 |
| 1997 | Roy Wegerle | DC | 2 | 2 | 1.00 |
| 1996 | Roy Lassiter | TB | 5 | 6 | 1.20 |
| Minimum: | | | 1 goals | | |

ASSISTS PER GAME

| YEAR | PLAYER | TEAM | GP | ASTS | AVG |
|----------|----------------------------|-----------|----|------|------|
| 2014 | Benny Feilhaber | KC | 1 | 1 | 1.00 |
| | Thierry Henry | NY | 5 | 5 | 1.00 |
| 2013 | Javier Morales | RSL | 5 | 3 | 0.60 |
| 2012 | Maicon Santos | DC | 1 | 1 | 1.00 |
| | Patrick Nyarko | CHI | 1 | 1 | 1.00 |
| | Matt Watson | VAN | 1 | 1 | 1.00 |
| 2011 | David Beckham | LA | 4 | 4 | 1.00 |
| | Javier Morales | RSL | 3 | 3 | 1.00 |
| 2010 | Andy Williams | RSL | 2 | 2 | 1.00 |
| 2009 | 5 players tied with | | | 0.50 | |
| 2008 | Guillermo Barros Schelotto | CLB | 4 | 6 | 1.50 |
| 2007 | Rod Dyachenko | DC | 1 | 2 | 2.00 |
| 2006 | Ronnie O'Brien | DAL | 2 | 2 | 1.00 |
| | Greg Vanney | DAL | 2 | 2 | 1.00 |
| 2005 | Terry Cooke | COL | 3 | 2 | 0.67 |
| | Thiago | CHI | 3 | 2 | 0.67 |
| 2004 | Steve Ralston | NE | 3 | 2 | 0.67 |
| 2003 | Jose Cancela | NE | 3 | 3 | 1.00 |
| | Hong Myung-Bo | LA | 2 | 2 | 1.00 |
| 2002 | Eric Quill | KC | 3 | 3 | 1.00 |
| 2001 | Peter Nowak | CHI | 5 | 5 | 1.00 |
| | Adolfo Valencia | MET | 3 | 3 | 1.00 |
| 2000 | Ante Razov | CHI | 7 | 6 | 0.86 |
| 1999 | Marco Etcheverry | DC | 6 | 6 | 1.00 |
| 1998 | Mauricio Cienfuegos | LA | 4 | 5 | 1.25 |
| 1997 | David Vaudreuil | DC | 5 | 5 | 1.00 |
| 1996 | Hugo Sanchez | DAL | 2 | 2 | 1.00 |
| Minimum: | | 1 assists | | | |

SCORING PCT.

| YEAR | PLAYER | TEAM | GP | SHOTS | GOALS | PCT |
|----------|---------------------|---------|----|-------|-------|-------|
| 2014 | Sean Franklin | DC | 2 | 1 | 1 | 100.0 |
| 2013 | Andy Dorman | NE | 2 | 1 | 1 | 100.0 |
| | Frederic Piquionne | POR | 2 | 1 | 1 | 100.0 |
| | DeAndre Yedlin | SEA | 2 | 1 | 1 | 100.0 |
| 2012 | Alan Gordon | SJ | 2 | 1 | 1 | 100.0 |
| | Darren Matlocks | VAN | 1 | 1 | 1 | 100.0 |
| | Zach Scott | SEA | 3 | 1 | 1 | 100.0 |
| 2011 | Ned Grabavoy | RSL | 3 | 1 | 1 | 100.0 |
| 2010 | Eric Avila | DAL | 2 | 2 | 1 | 50.0 |
| | George John | DAL | 3 | 2 | 1 | 50.0 |
| | Kosuke Kimura | COL | 4 | 2 | 1 | 50.0 |
| 2009 | 4 players tied with | | | | | 50.0 |
| 2008 | 4 players tied with | | | | | 100.0 |
| 2007 | Clarence Goodson | DAL | 1 | 2 | 1 | 50.0 |
| | Carlos Ruiz | DAL | 2 | 2 | 1 | 50.0 |
| | Clyde Simms | DC | 2 | 2 | 1 | 50.0 |
| 2006 | Clarence Goodson | DAL | 2 | 1 | 1 | 100.0 |
| | Ante Razov | CHV | 1 | 1 | 1 | 100.0 |
| | Abe Thompson | DAL | 2 | 1 | 1 | 100.0 |
| 2005 | Ivan Guerrero | CHI | 3 | 2 | 2 | 100.0 |
| | Khano Smith | NE | 2 | 1 | 1 | 100.0 |
| 2004 | Tyrone Marshall | LA | 3 | 1 | 1 | 100.0 |
| | Bryan Namoff | DC | 4 | 1 | 1 | 100.0 |
| | Earnie Stewart | DC | 4 | 1 | 1 | 100.0 |
| 2003 | Nat Borchers | COL | 2 | 1 | 1 | 100.0 |
| 2002 | Steve Morrow | DAL | 3 | 1 | 1 | 100.0 |
| | McKinley Tennyson | LA | 2 | 1 | 1 | 100.0 |
| 2001 | Dwayne De Rosario | SJ | 4 | 2 | 2 | 100.0 |
| 2000 | 4 players tied with | | | | | 100.0 |
| 1999 | Joe Franchino | LA | 3 | 1 | 1 | 100.0 |
| 1998 | Miles Joseph | MET | 2 | 1 | 1 | 100.0 |
| | Waldir | COL | 2 | 1 | 1 | 100.0 |
| | Dante Washington | DAL | 2 | 1 | 1 | 100.0 |
| 1997 | 4 players tied with | | | | | 100.0 |
| 1996 | 4 players tied with | | | | | 100.0 |
| Minimum: | | 1 goals | | | | |



sponsored by  HERBALIFE.

SHOTS ON GOAL PCT.

| YEAR | PLAYER | TEAM | GP | SHOTS | SOG | PCT |
|----------|-----------------------|------|----|-----------------|-----|-------|
| 2014 | Lee Nguyen | NE | 5 | 5 | 4 | 80.0 |
| 2013 | Teal Bunbury | KC | 2 | 4 | 3 | 75.0 |
| | Tim Cahill | NY | 2 | 4 | 3 | 75.0 |
| 2012 | Kofi Sarkodie | HOU | 6 | 3 | 3 | 100.0 |
| 2011 | C.J. Sapong | KC | 3 | 5 | 5 | 100.0 |
| 2010 | Omar Gonzalez | LA | 3 | 3 | 3 | 100.0 |
| 2009 | Cuauhtemoc Blanco | CHI | 3 | 6 | 5 | 83.3 |
| 2008 | Chris Rolfe | CHI | 3 | 4 | 3 | 75.0 |
| 2007 | Davy Arnaud | KC | 3 | 3 | 3 | 100.0 |
| 2006 | Kenny Cooper | DAL | 2 | 3 | 3 | 100.0 |
| | Facundo Erpen | DC | 3 | 3 | 3 | 100.0 |
| | Steve Ralston | NE | 3 | 3 | 3 | 100.0 |
| 2005 | Sergio Galvan Rey | MET | 2 | 5 | 4 | 80.0 |
| 2004 | Cornell Glen | MET | 2 | 4 | 3 | 75.0 |
| | Peguero Jean Philippe | COL | 2 | 4 | 3 | 75.0 |
| | Jack Jewsbury | KC | 4 | 4 | 3 | 75.0 |
| 2003 | Chris Klein | KC | 3 | 3 | 3 | 100.0 |
| 2002 | 4 players tied with | | | | | 100.0 |
| 2001 | Bobby Rhine | DAL | 3 | 3 | 3 | 100.0 |
| 2000 | Mauricio Wright | NE | 3 | 4 | 4 | 100.0 |
| 1999 | Ezra Hendrickson | LA | 6 | 4 | 4 | 100.0 |
| 1998 | Jorge Rodriguez | DAL | 2 | 3 | 3 | 100.0 |
| 1997 | Giuseppe Galderisi | NE | 2 | 3 | 3 | 100.0 |
| | Jorge Rodriguez | DAL | 3 | 3 | 3 | 100.0 |
| 1996 | 5 players tied with | | | 100.0 | | |
| Minimum: | | | | 3 shots on goal | | |

GAMES PLAYED IN GOAL

| YEAR | PLAYER | TEAM | GP |
|------|--------------------|------|----|
| 2014 | Jaime Penedo | LA | 5 |
| | Luis Robles | NY | 5 |
| | Bobby Shuttleworth | NE | 5 |
| 2013 | Tally Hall | HOU | 5 |
| | Jimmy Nielsen | KC | 5 |
| | Nick Rimando | RSL | 5 |
| 2012 | Tally Hall | HOU | 6 |
| | Josh Saunders | LA | 6 |
| 2011 | Tally Hall | HOU | 4 |
| | Josh Saunders | LA | 4 |
| 2010 | Kevin Hartman | DAL | 4 |
| | Matt Pickens | COL | 4 |
| 2009 | Donovan Ricketts | LA | 4 |
| | Nick Rimando | RSL | 4 |
| 2008 | Danny Cepero | NY | 4 |
| | William Hesmer | CLB | 4 |
| 2007 | Pat Onstad | HOU | 4 |
| | Matt Reis | NE | 4 |
| 2006 | Pat Onstad | HOU | 4 |
| | Matt Reis | NE | 4 |
| 2005 | Kevin Hartman | LA | 4 |
| | Matt Reis | NE | 4 |
| 2004 | Bo Oshoniyi | KC | 4 |
| | Nick Rimando | DC | 4 |
| 2003 | Pat Onstad | SJ | 4 |
| | Zach Thornton | CHI | 4 |
| 2002 | Adin Brown | NE | 7 |
| 2001 | Kevin Hartman | LA | 7 |
| 2000 | Tony Meola | KC | 7 |
| | Zach Thornton | CHI | 7 |
| 1999 | Kevin Hartman | LA | 6 |
| | Tom Presthus | DC | 6 |
| 1998 | Tom Presthus | DC | 6 |
| 1997 | Scott Garlick | DC | 5 |
| | Marcus Hahnemann | COL | 5 |
| 1996 | Jorge Campos | LA | 6 |
| | Mark Simpson | DC | 6 |

GAMES STARTED IN GOAL

| YEAR | PLAYER | TEAM | GS |
|------|--------------------|------|----|
| 2014 | Jaime Penedo | LA | 5 |
| | Luis Robles | NY | 5 |
| | Bobby Shuttleworth | NE | 5 |
| 2013 | Tally Hall | HOU | 5 |
| | Jimmy Nielsen | KC | 5 |
| | Nick Rimando | RSL | 5 |
| 2012 | Tally Hall | HOU | 6 |
| | Josh Saunders | LA | 6 |
| 2011 | Tally Hall | HOU | 4 |
| | Josh Saunders | LA | 4 |
| 2010 | Kevin Hartman | DAL | 4 |
| | Matt Pickens | COL | 4 |
| 2009 | Donovan Ricketts | LA | 4 |
| | Nick Rimando | RSL | 4 |
| 2008 | Danny Cepero | NY | 4 |
| | William Hesmer | CLB | 4 |
| 2007 | Pat Onstad | HOU | 4 |
| | Matt Reis | NE | 4 |
| 2006 | Pat Onstad | HOU | 4 |
| | Matt Reis | NE | 4 |
| 2005 | Kevin Hartman | LA | 4 |
| | Matt Reis | NE | 4 |
| 2004 | Bo Oshoniyi | KC | 4 |
| | Nick Rimando | DC | 4 |
| 2003 | Pat Onstad | SJ | 4 |
| | Zach Thornton | CHI | 4 |
| 2002 | Adin Brown | NE | 7 |
| 2001 | Kevin Hartman | LA | 7 |
| 2000 | Tony Meola | KC | 7 |
| | Zach Thornton | CHI | 7 |
| 1999 | Kevin Hartman | LA | 6 |
| | Tom Presthus | DC | 6 |
| 1998 | Tom Presthus | DC | 6 |
| 1997 | Scott Garlick | DC | 5 |
| | Marcus Hahnemann | COL | 5 |
| 1996 | Jorge Campos | LA | 6 |
| | Mark Simpson | DC | 6 |



sponsored by HERBALIFE.

MINUTES PLAYED IN GOAL

| YEAR | PLAYER | TEAM | MIN |
|------|--------------------|------|-----|
| 2014 | Jaime Penedo | LA | 480 |
| | Bobby Shuttleworth | NE | 480 |
| 2013 | Jimmy Nielsen | KC | 510 |
| | Nick Rimando | RSL | 510 |
| 2012 | Tally Hall | HOU | 540 |
| | Josh Saunders | LA | 540 |
| 2011 | Tally Hall | HOU | 360 |
| | Josh Saunders | LA | 360 |
| 2010 | Matt Pickens | COL | 420 |
| 2009 | Nick Rimando | RSL | 420 |
| 2008 | Danny Cepero | NY | 360 |
| | William Hesmer | CLB | 360 |
| 2007 | Pat Onstad | HOU | 390 |
| 2006 | Matt Reis | NE | 420 |
| 2005 | Kevin Hartman | LA | 390 |
| | Matt Reis | NE | 390 |
| 2004 | Nick Rimando | DC | 390 |
| 2003 | Pat Onstad | SJ | 393 |
| 2002 | Adin Brown | NE | 673 |
| 2001 | Kevin Hartman | LA | 676 |
| 2000 | Tony Meola | KC | 659 |
| 1999 | Kevin Hartman | LA | 540 |
| | Tom Presthus | DC | 540 |
| 1998 | Tom Presthus | DC | 540 |
| 1997 | Marcus Hahnemann | COL | 450 |
| 1996 | Jorge Campos | LA | 544 |

GOALS AGAINST AVG.

| YEAR | PLAYER | TEAM | GP | MIN | GA | GAA |
|------|---------------|------|----|-----|----|------|
| 2014 | Chris Seitz | DAL | 2 | 180 | 1 | 0.50 |
| 2013 | Nick Rimando | RSL | 5 | 510 | 4 | 0.71 |
| 2012 | Nick Rimando | RSL | 2 | 180 | 1 | 0.50 |
| 2011 | Tally Hall | HOU | 4 | 360 | 2 | 0.50 |
| | Josh Saunders | LA | 4 | 360 | 2 | 0.50 |
| 2010 | Matt Pickens | COL | 4 | 420 | 3 | 0.64 |
| 2009 | Kasey Keller | SEA | 2 | 210 | 1 | 0.43 |
| 2008 | Jon Busch | CHI | 3 | 270 | 2 | 0.67 |
| | Jon Conway | NY | 2 | 180 | 1 | 0.50 |
| 2007 | Brad Guzan | CHV | 2 | 180 | 1 | 0.50 |
| | Matt Reis | NE | 4 | 360 | 2 | 0.50 |
| | Matt Reis | NE | 4 | 420 | 3 | 0.64 |
| 2005 | Zach Thornton | CHI | 3 | 270 | 1 | 0.33 |
| 2004 | Jon Busch | CLB | 2 | 180 | 2 | 1.00 |
| | Joe Cannon | COL | 2 | 180 | 2 | 1.00 |
| | Kevin Hartman | LA | 3 | 270 | 3 | 1.00 |
| 2003 | Adin Brown | NE | 3 | 281 | 2 | 0.64 |
| 2002 | Adin Brown | NE | 7 | 673 | 5 | 0.67 |
| 2001 | Joe Cannon | SJ | 6 | 550 | 3 | 0.49 |
| 2000 | Tony Meola | KC | 7 | 659 | 4 | 0.55 |
| 1999 | Jeff Cassar | MIA | 2 | 180 | 2 | 1.00 |
| | Kevin Hartman | LA | 6 | 540 | 6 | 1.00 |
| | Tom Presthus | DC | 6 | 540 | 6 | 1.00 |
| 1998 | Zach Thornton | CHI | 5 | 450 | 2 | 0.40 |
| 1997 | Mark Dodd | DAL | 4 | 360 | 3 | 0.75 |
| 1996 | Jorge Campos | LA | 6 | 544 | 6 | 0.99 |

Minimum: 167 minutes played

WINNING PCT.

| YEAR | PLAYER | TEAM | GP | WON | LOST | TIED | PCT |
|----------|------------------|--------|----|-----|------|------|-------|
| 2014 | Chris Seitz | DAL | 2 | 1 | 0 | 1 | .750 |
| 2013 | Nick Rimando | RSL | 5 | 3 | 1 | 1 | .700 |
| 2012 | Josh Saunders | LA | 6 | 4 | 2 | 0 | .667 |
| 2011 | Josh Saunders | LA | 4 | 4 | 0 | 0 | 1.000 |
| 2010 | Matt Pickens | COL | 4 | 3 | 1 | 0 | .750 |
| 2009 | Donovan Ricketts | LA | 4 | 2 | 0 | 1 | .833 |
| 2008 | William Hesmer | CLB | 4 | 3 | 0 | 1 | .875 |
| 2007 | Dario Sala | DAL | 2 | 1 | 0 | 0 | 1.000 |
| 2006 | Pat Onstad | HOU | 4 | 2 | 1 | 1 | .625 |
| | Matt Reis | NE | 4 | 2 | 1 | 1 | .625 |
| 2005 | Kevin Hartman | LA | 4 | 3 | 0 | 1 | .875 |
| 2004 | Nick Rimando | DC | 4 | 3 | 0 | 1 | .875 |
| 2003 | Pat Onstad | SJ | 4 | 3 | 1 | 0 | .750 |
| | Zach Thornton | CHI | 4 | 3 | 1 | 0 | .750 |
| 2002 | Kevin Hartman | LA | 6 | 5 | 1 | 0 | .833 |
| 2001 | Joe Cannon | SJ | 6 | 5 | 1 | 0 | .833 |
| 2000 | Matt Reis | LA | 1 | 1 | 0 | 0 | 1.000 |
| 1999 | Tom Presthus | DC | 6 | 5 | 1 | 0 | .833 |
| 1998 | Zach Thornton | CHI | 5 | 5 | 0 | 0 | 1.000 |
| 1997 | Scott Garlick | DC | 5 | 4 | 0 | 0 | 1.000 |
| | Tom Presthus | DC | 1 | 1 | 0 | 0 | 1.000 |
| 1996 | David Kramer | LA | 3 | 2 | 0 | 0 | 1.000 |
| | Mark Simpson | DC | 6 | 5 | 0 | 0 | 1.000 |
| Minimum: | | 1 wins | | | | | |

WINS

| YEAR | PLAYER | TEAM | GP | WON |
|------|--------------------|------|----|-----|
| 2014 | Jaime Penedo | LA | 5 | 3 |
| | Bobby Shuttleworth | NE | 5 | 3 |
| 2013 | Nick Rimando | RSL | 5 | 3 |
| 2012 | Josh Saunders | LA | 6 | 4 |
| 2011 | Josh Saunders | LA | 4 | 4 |
| 2010 | Matt Pickens | COL | 4 | 3 |
| 2009 | Donovan Ricketts | LA | 4 | 2 |
| | Nick Rimando | RSL | 4 | 2 |
| 2008 | William Hesmer | CLB | 4 | 3 |
| 2007 | Pat Onstad | HOU | 4 | 3 |
| 2006 | Pat Onstad | HOU | 4 | 2 |
| | Matt Reis | NE | 4 | 2 |
| 2005 | Kevin Hartman | LA | 4 | 3 |
| 2004 | Nick Rimando | DC | 4 | 3 |
| 2003 | Pat Onstad | SJ | 4 | 3 |
| | Zach Thornton | CHI | 4 | 3 |
| 2002 | Kevin Hartman | LA | 6 | 5 |
| 2001 | Joe Cannon | SJ | 6 | 5 |
| 2000 | Tony Meola | KC | 7 | 4 |
| | Zach Thornton | CHI | 7 | 4 |
| 1999 | Tom Presthus | DC | 6 | 5 |
| 1998 | Zach Thornton | CHI | 5 | 5 |
| 1997 | Scott Garlick | DC | 5 | 4 |
| | Marcus Hahnemann | COL | 5 | 4 |
| 1996 | Mark Simpson | DC | 6 | 5 |



sponsored by HERBALIFE.

LOSSES

| YEAR | PLAYER | TEAM | GP | LOST |
|------|---------------------|------|----|------|
| 2014 | Steve Clark | CLB | 2 | 2 |
| | Luis Robles | NY | 5 | 2 |
| 2013 | Donovan Ricketts | POR | 4 | 2 |
| 2012 | Tally Hall | HOU | 6 | 2 |
| | Josh Saunders | LA | 6 | 2 |
| 2011 | 4 players tied with | | | 2 |
| 2010 | Jon Busch | SJ | 3 | 2 |
| | Kasey Keller | SEA | 2 | 2 |
| 2009 | William Hesmer | CLB | 2 | 2 |
| 2008 | 7 players tied with | | | 1 |
| 2007 | 8 players tied with | | | 1 |
| 2006 | Joe Cannon | COL | 3 | 2 |
| 2005 | Matt Reis | NE | 4 | 2 |
| 2004 | Kevin Hartman | LA | 3 | 2 |
| | Bo Oshoniyi | KC | 4 | 2 |
| | Jonny Walker | MET | 2 | 2 |
| 2003 | Doug Warren | DC | 2 | 2 |
| 2002 | David Kramer | COL | 5 | 3 |
| 2001 | Nick Rimando | MIA | 6 | 3 |
| 2000 | Zach Thornton | CHI | 7 | 3 |
| 1999 | 7 players tied with | | | 2 |
| 1998 | 7 players tied with | | | 2 |
| 1997 | 5 players tied with | | | 2 |
| 1996 | Garth Lagerwey | KC | 5 | 3 |

SAVES

| YEAR | PLAYER | TEAM | GP | SVS |
|------|--------------------|------|----|-----|
| 2014 | Bobby Shuttleworth | NE | 5 | 22 |
| 2013 | Tally Hall | HOU | 5 | 14 |
| 2012 | Josh Saunders | LA | 6 | 18 |
| 2011 | Tally Hall | HOU | 4 | 20 |
| 2010 | Kevin Hartman | DAL | 4 | 16 |
| 2009 | Nick Rimando | RSL | 4 | 18 |
| 2008 | Danny Cepero | NY | 4 | 17 |
| 2007 | Matt Reis | NE | 4 | 24 |
| 2006 | Matt Reis | NE | 4 | 17 |
| 2005 | Matt Reis | NE | 4 | 22 |
| 2004 | Nick Rimando | DC | 4 | 22 |
| 2003 | Adin Brown | NE | 3 | 17 |
| | Pat Onstad | SJ | 4 | 17 |
| 2002 | Adin Brown | NE | 7 | 42 |
| 2001 | Nick Rimando | MIA | 6 | 26 |
| 2000 | Tony Meola | KC | 7 | 30 |
| 1999 | Kevin Hartman | LA | 6 | 25 |
| 1998 | Zach Thornton | CHI | 5 | 20 |
| 1997 | Scott Garlick | DC | 5 | 26 |
| 1996 | Jorge Campos | LA | 6 | 25 |

SHUTOUTS

| YEAR | PLAYER | TEAM | GP | SHO |
|------|---------------------|------|----|-----|
| 2014 | Jaime Penedo | LA | 5 | 3 |
| 2013 | Tally Hall | HOU | 5 | 2 |
| | Nick Rimando | RSL | 5 | 2 |
| 2012 | Michael Gspurning | SEA | 4 | 2 |
| 2011 | Tally Hall | HOU | 4 | 2 |
| | Jimmy Nielsen | KC | 3 | 2 |
| | Josh Saunders | LA | 4 | 2 |
| 2010 | Matt Pickens | COL | 4 | 2 |
| 2009 | 4 players tied with | | | 2 |
| 2008 | Jon Busch | CHI | 3 | 2 |
| | Danny Cepero | NY | 4 | 2 |
| 2007 | Matt Reis | NE | 4 | 3 |
| 2006 | 4 players tied with | | | 1 |
| 2005 | Kevin Hartman | LA | 4 | 2 |
| | Zach Thornton | CHI | 3 | 2 |
| 2004 | Bo Oshoniyi | KC | 4 | 2 |
| | Nick Rimando | DC | 4 | 2 |
| 2003 | Zach Thornton | CHI | 4 | 3 |
| 2002 | Adin Brown | NE | 7 | 4 |
| 2001 | Joe Cannon | SJ | 6 | 3 |
| 2000 | Tony Meola | KC | 7 | 5 |
| 1999 | Tom Presthus | DC | 6 | 4 |
| 1998 | Tom Presthus | DC | 6 | 3 |
| | Zach Thornton | CHI | 5 | 3 |
| 1997 | Mark Dodd | DAL | 4 | 2 |
| | Marcus Hahnemann | COL | 5 | 2 |
| 1996 | 5 players tied with | | | 1 |

SAVES PERCENTAGE

| YEAR | PLAYER | TEAM | GP | SVS | SOG | PCT |
|------|------------------|------|----|-----|-----|-------|
| 2014 | Raul Fernandez | DAL | 1 | 7 | 8 | 87.5 |
| 2013 | Nick Rimando | RSL | 5 | 10 | 14 | 71.4 |
| 2012 | Bill Hamid | DC | 3 | 10 | 11 | 90.9 |
| 2011 | Tally Hall | HOU | 4 | 20 | 22 | 90.9 |
| 2010 | Kevin Hartman | DAL | 4 | 16 | 20 | 80.0 |
| 2009 | Jon Busch | CHI | 3 | 16 | 18 | 88.9 |
| 2008 | Jon Busch | CHI | 3 | 10 | 12 | 83.3 |
| 2007 | Dario Sala | DAL | 2 | 8 | 8 | 100.0 |
| 2006 | Matt Pickens | CHI | 2 | 16 | 18 | 88.9 |
| 2005 | Kevin Hartman | LA | 4 | 16 | 18 | 88.9 |
| 2004 | Joe Cannon | COL | 2 | 8 | 10 | 80.0 |
| 2003 | Adin Brown | NE | 3 | 17 | 21 | 81.0 |
| 2002 | Adin Brown | NE | 7 | 42 | 51 | 82.4 |
| 2001 | Joe Cannon | SJ | 6 | 18 | 22 | 81.8 |
| 2000 | Tony Meola | KC | 7 | 30 | 34 | 88.2 |
| 1999 | Jeff Cassar | MIA | 2 | 9 | 11 | 81.8 |
| 1998 | Zach Thornton | CHI | 5 | 20 | 22 | 90.9 |
| 1997 | Marcus Hahnemann | COL | 5 | 23 | 28 | 82.1 |
| 1996 | Dave Salzwedel | SJ | 3 | 18 | 22 | 81.8 |

Minimum: 7 saves





KEANE

7

4

