



ONE TEAM — ONE GOAL!



"QUEST FOR THE CUP '99"

1999 Playoff Guide



LOS ANGELES GALAXY TABLE OF CONTENTS

Club Directory	1
Front Office Biographies	3
Galaxy Coaching Staff.....	6

The Players

1999 Galaxy Roster.....	9
1999 Galaxy Transactions.....	10
Player Biographies.....	11

1999 Year In Review

Season Review, Day-by-day, lineups, statistics, statistical breakdown and highs & lows.....	57
Game-by-game summaries	65
Final MLS regular season statistics	97

Playoff History

All-Time individual scoring, highs & lows, year-by-year leaders and playoff firsts	105
1996 Recap.....	109
1997 Recap.....	111
1998 Recap.....	113

Opponents

Chicago Fire.....	117
Colorado Rapids.....	119
Dallas Burn	121
1999 Western Conference Team Statistics	123

All-Time Regular Season Statistics

All-Time scoring, leaders and year-by-year leaders	127
All-Time hat tricks, penalty kicks, shutouts and shootout record.....	132

Media Information

Credentials, locker room access, interviews and practice.....	137
MLS Soccer Directory	138
MLS Press Box Phone Numbers.....	139

Director of Media Relations

Luis Garcia

Photography

Essy Ghavameddini and AllSport

Written and Edited by

Luis Garcia, Patrick Donnelly,
Sergio Bernal, Yuki Fujii and Whit Haskel

Cover Design

The design crew at D.M. Steele Company

Copyright© 1999

The Los Angeles Galaxy

The information contained in this publication was compiled by the Los Angeles Galaxy and is provided as a courtesy to our fans and our media and may be used only for personal or editorial purposes. Any commercial use of this information is prohibited without the prior written consent of the Los Angeles Galaxy and the Anschutz Corporation.

All MLS and team insignias depicted in this publication are the property of MLS and the respective teams and may not be reproduced for commercial purposes without the prior written consent of MLS.

LOS ANGELES GALAXY DIRECTORY

1010 Rose Bowl Drive
Pasadena, CA 91103
Administrative Offices: (626) 432-1540
Main Club Fax: (626) 432-1568
Ticket Information: (877) 3GALAXY
Website: www.lagalaxy.com

Executive Management

Investor and Operator	Philip F. Anschutz
President.....	Timothy J. Leiweke
General Manager	Sergio del Prado
Vice President and Chief Financial Officer	Dan Beckerman
Executive Vice President, Sales and Marketing	John Rizzardini
Executive Vice President, General Counsel	Ted Fikre
Vice President, Ticket Marketing	Michael Arya
Vice President, Human Resources	Kevin McDowell
Vice President, Client Services.....	Sheila Gonzaga
Vice President, Building Operations.....	Lee Zeidman
Assistant to the President	Lisa Tran
Assistant to the General Manager	Yuki Fujii
Executive Assistant, General Manager	Rosie Lozano
Executive Assistant, Chief Financial Officer.....	Kely Lyon
Executive Assistant, General Counsel	Tiffany Collins
Executive Assistant, Client Services.....	Courtney Coffland
Executive Assistant, Building Operations	Celeste Grant
Receptionist.....	Sonia Lopez

Coaching Staff and Soccer Operations

Head Coach.....	Sigi Schmid
Assistant Coach.....	Ralph Perez
Goalkeeper Coach.....	Zak Abdel
Athletic Trainer	Ivan Pierra
Assistant Trainer	Kevin Sells
Strength and Conditioning Coach.....	Jim Liston
Team Physician.....	Dr. Ronald Kvitne
Equipment Manager.....	Raul Vargas
Assistant Equipment Manager	Carlos Garcia
Director of Operations	Brian Melekian
Operations Coordinator.....	Edson Vargas
Team Administrator	Eddie Hidalgo

LOS ANGELES GALAXY DIRECTORY

Communications and Community Relations Department

Director, Media Relations and Team Services	Luis Garcia
Director, Fan Development.....	Mike Page
Director, Community Development.....	Kelly Malcomb Davis
Manager, Media Relations.....	Patrick Donnelly
Manager, Fan Development.....	Mary Pat Durkin
Community Development Coordinator.....	Gloria King
Team Photographer.....	Essy Ghavameddini

Sales and Marketing Department

Director, Marketing and Promotions	Whit Haskel
Manager, Client Services.....	Amy Banachowski
Client Services	Courtney Soroka
Director, Ticket Operations and Business Affairs	Carol Bouterse
Director, Inside Sales	Eric Geistefer
Manager, Ticket Operations.....	Todd Tippet
Customer Service Coordinator.....	Veronica Gil-Ramirez
Account Executives	Bill Armistead, Martin Hernandez, Mike Kendall, Blane Shepard

Finance and Administration Department

Director, Information Services.....	Ali Reza Shamma
Manager, Benefits	Margaret Castañeda
MIS Coordinator	Rick Herrera

Miscellaneous

Founded.....	June 15, 1994
Home Field.....	Rose Bowl in Pasadena
Capacity	92,542
MLS Downsized Capacity	30,000
Field Dimensions	72 yards X 116 yards
Public Address Announcer	Mario Solis
Team Colors.....	Black, Teal, Gold and Orange
Development Affiliates.....	Orange County Zodiac (USL), San Diego Flash (USL)
English Television, Fox Sports West 2.....	Kevin Wall, Rick Davis
English Radio, LA TALK (1110 AM).....	Kevin Wall, Rick Davis
Spanish Television, Telemundo KVEA-52	Mario Solis, Mauricio Cardenas
Spanish Radio, KTNQ (1020 AM)	Rolando Gonzalez, Hipolito Gamboa
Game Day Statisticians	Scott Tamashiro, Sam Nishi
Press Box Phone	(626) 397-4240
Press Box Fax	(626) 397-4242
Team Hotel.....	Pasadena Holiday Inn (818) 449-4000

LOS ANGELES GALAXY MANAGEMENT



Philip F. Anschutz

Investor and Operator

Philip F. Anschutz assumed control of the Los Angeles Galaxy on October 23, 1998. Mr. Anschutz, 58, is owner of The Anschutz Corporation in Denver, Colorado. The company's major business interests are in the fields of natural resources, transportation, real estate, communications and sports.


A native of Russell, Kansas, Mr. Anschutz graduated from the University of Kansas with a degree in business in 1961 and subsequently began the Anschutz Corporation in 1965. Mr. Anschutz's holdings in sports in the United States also includes Major League Soccer's Chicago Fire and Colorado Rapids, the Los Angeles Kings of the National Hockey League (NHL) and the STAPLES Center.

Mr. Anschutz currently serves as the vice chairman of the board of Union Pacific Corporation, chairman of Qwest Communications International Inc., and on the board of Forest Oil Company. He also serves on the boards of the U.S. Chamber of Commerce, American Petroleum Institute and the National Petroleum Council in Washington, D.C. and is an alternate governor of the National Hockey League.

He is a trustee of the Kansas University Endowment Association and an honorary trustee of the John F. Kennedy Center for the Performing Arts and the Smithsonian National Board of the Smithsonian Institute, Washington, D.C., having previously served actively on those boards. Mr. Anschutz has also served on boards and committees of various charitable, civic, industry and financial organizations. In addition, he serves as a director of The Anschutz Foundation, a charitable organization.

Mr. Anschutz and his wife, Nancy, reside in Denver, Colorado. His hobbies include running marathons, tennis, squash, hunting and collecting paintings of the American West.

LOS ANGELES GALAXY MANAGEMENT



Timothy J. Leiweke
President

Tim Leiweke finished his first season as president of the Los Angeles Galaxy assuming the helm on October 23, 1997 following the Galaxy's acquisition by the Anschutz Corporation. Leiweke's leadership and vision have made him a central figure within the professional sports, entertainment and business environments of Los Angeles. He currently also serves as president and alternate governor of the Los Angeles Kings of the National Hockey League and STAPLES Center.

Leiweke has enjoyed an impressive history of success and experience in sports. In his current position, Leiweke has been at the forefront of the successful rebuilding process that has seen the Kings put together a solid organizational structure, re-established positive and service-oriented relationships with season-ticket holders, various group organizations & media partners, and developed a renewed credibility within the Los Angeles marketplace.

As president of the STAPLES Center, Leiweke has been instrumental in the evolution of the state-of-the art arena. He led the negotiations with all three main anchor tenants, the Los Angeles Kings, Lakers and Clippers, making STAPLES Center the first arena in the country ever to house three professional sports teams. Leiweke oversaw all aspects of the day-to-day development of STAPLES Center including such areas as overall design, presentation and business operations.

Leiweke's career in sports administration began in 1979 as the assistant general manager for the Major Indoor Soccer League's (MISL) St. Louis Steamers. A year later, Leiweke became the youngest general manager in pro sports (24) by assuming that post with the MISL's Baltimore Blast. In 1981-82, he became vice president and GM of the Kansas City Comets, and later became president in 1986.

A native of St. Louis, Leiweke's involvement in community causes had been a high priority throughout his career. While in Colorado, Leiweke was on the forefront of many community outreach programs for the Nuggets, including Stay in School, "Night Moves" and the Denver YMCA Junior Nuggets programs. He conceived the COMSAT Nuggets Classic, a preseason game that donates all proceeds to charity. With the Kings and Kings Care Foundation, Leiweke has helped implement the Kings Annual Charity Game and the YMCA S.K.A.T.E. program, which donates rinks and in-line hockey equipment to more than 24 YMCA's throughout the southland.

Leiweke (pronounced LYE-wick-ee) currently serves on the board of directors of the U.S. Ski Team Foundation, the Los Angeles Area Council Boy Scouts of America, Library Foundation of Los Angeles, Greater Los Angeles African American Chamber of Commerce, Latin American Business Association and Ocean Journey, a national aquarium in Colorado.

Tim and his wife, Bernadette, have a daughter, Francesca.

LOS ANGELES GALAXY MANAGEMENT



Sergio del Prado

General Manager

Sergio del Prado completed his first season as general manager of the Los Angeles Galaxy. He is responsible for the overall business operations focusing on marketing and sponsorship of the club. Del Prado joined the Galaxy on March 1, 1999.

The 40-year old del Prado joined the Galaxy after serving as senior vice president of corporate marketing for the 1999 FIFA Women's World Cup Organizing Committee since September of 1997. As the holder of the highest marketing position, del Prado devoted his considerable energies towards signing world-wide marketing partners to join FIFA's Official Sponsors in promoting the largest-ever world championship for women's soccer.

Prior to joining Women's World Cup, del Prado spent three years as the director of marketing and corporate sales for the Los Angeles Kings of the National Hockey League (NHL). During his time with the Kings, he supervised the sales of corporate sponsorship packages, team marketing, client promotions, in-arena giveaways, sponsor entertainment events and fan development programs. In addition, del Prado implemented retail and vendor promotions with major local and national companies, and negotiated media deals with various television stations, radio stations, newspapers and theaters.

Prior to becoming the King's director of marketing, del Prado served five years as a corporate account manager for the club, responsible for sales and service of corporate sponsorships and promotions. From 1992-94, he also served as the club's Hispanic broadcast manager, a position that entailed the creation, sales and service of Hispanic broadcast sponsorships and grassroots promotions.

Del Prado, who began his professional career in 1985, worked in the Los Angeles Lakers and Kings ticket department when both organizations were under Jerry Buss' ownership. He subsequently became an account executive prior to working exclusively with the Kings beginning in 1989.

Also involved with various community organizations, del Prado has served as an Advisory Board member at the University of Oregon's Warsaw College of Sports Marketing and was a Commissioner of the City of Hawthorne Parks and Recreation Committee. He has also been a Career Speakers Bureau volunteer at local high schools and universities.

Del Prado received his Bachelor of Science degree in Business Administration with a major in marketing and special emphasis on advertising from California State University, Long Beach.

Born in Havana, Cuba, del Prado and his family moved to the United States in 1962. He and his wife, Leslie, reside in Hawthorne, California with their two children Monica (4) and Eric (2).

LOS ANGELES GALAXY COACHING STAFF



Sigi Schmid

Head Coach

Sigi Schmid completed his first year as head coach of the Galaxy with a 17-9 record (.654) good for 49 points and a first place finish in the Western Conference. He was named the Los Angeles Galaxy's third head coach in team history on April 22, 1999. Prior to becoming the Galaxy's manager, Schmid served as head coach at the University of California at Los Angeles (UCLA).

A leading candidate for 1999 MLS Coach of the Year honors, the 46-year old Schmid took over a fifth-place team that was 3-3 (one win under assistant R. Perez) having scored a mere four goals (.67 per game) and guided them to the Western Conference regular season title. The club won 17 of 26 under Schmid moving into the top of the West, outscoring their opponents 45-24.

Schmid spent 19 years at UCLA (NCAA Division I) as head coach (1980-99) and two as an assistant (1977, 79). During his tenure at UCLA, Schmid compiled an impressive 322-63-33 (.810) record while leading the squad to 16 consecutive postseason appearances (1983-1998), including three NCAA Championships (1985, '90 and '97).

Having already served U.S. Soccer in several capacities including as an assistant on Bora Milutinovic's 1994 World Cup coaching staff, Schmid was appointed U.S. Under-20 National Team coach in January, 1998. Schmid guided the team through qualifying and into the FIFA World Youth Championships. The U-20's advanced to the round of 16, posting a 2-2 record including wins over England (1-0) and Cameroon (3-1) before being eliminated by Spain (3-2).

Schmid has not only put his stamp on soccer history as a coach, but as a player as well. In 1996, he was inducted into the National Soccer Hall of Fame as one of the first members of the American Youth Soccer Organization (AYSO).


A Certified Public Accountant, Schmid graduated from UCLA in 1976 with a B.S. degree in economics before going on to earn his M.A. in Business Administration from the University of Southern California. While at UCLA, Schmid had a successful career as a four-year starter at midfield from 1972-75.

Born in Tuebingen, West Germany on March 20, 1953, Schmid moved with his family to Torrance, California in 1962. He has three sons, Erik (20), Kurt (17) and Kyle (13).

The following are some of Schmid's career highlights:

- Fifth winningest Division I Men's Soccer Coach of All-Time (.810)
- National Coach of the Year (1984, '97) and National Soccer Hall of Fame inductee ('96)
- Coached nine former Bruins who have participated in the last three World Cups
- Coached 12 former Bruins who have participated in the last four Olympic Games
- Players he has coached have made over 1,000 appearances for various U.S. National Teams

LOS ANGELES GALAXY COACHING STAFF



Ralph Perez
Assistant Coach

Ralph Perez is concluding his second full season as an assistant coach for the Los Angeles Galaxy. He was named to the position on January 26, 1998.

Perez, 46, joined the Galaxy after serving as an assistant coach for the New York/New Jersey MetroStars for two seasons. Perez is entering his fourth season in Major League Soccer and 25th in coaching.

Prior to joining the MetroStars, Perez had six successful seasons as head coach at Old Dominion University in Norfolk, Virginia. While at Old Dominion he led the team to a school record 18-2-2 mark in 1991. In addition to coaching at Old Dominion, Perez has established plenty of California soccer ties. Perez served as head coach at Cal State Los Angeles, Cal State Fullerton, Santa Clara, Cal State San Bernardino and Whittier College prior to his tenure at Old Dominion.

Perez established the soccer program at Cal State Los Angeles in 1978 and subsequently guided the program to the Division II Finals within four years. He then served as head coach at Santa Clara for six years taking the program to national prominence from 1981-86. Perez began his coaching career at Whittier College from 1974-76 followed by a one-year stint at Cal State Fullerton in 1977. He finished his extensive 20-year college-coaching career with a 196-140-44 all-time record.

As a player, Perez played in the first NCAA Division II Championship in 1972 as a member of Oneonta State University in New York. He was a defender during his four-year stint at Oneonta from 1969-73.

A native of Long Island, New York, Perez has been active in a number of United States National Team programs. He was an assistant to head coach Bob Gansler during the 1990 World Cup in Italy and was a scout and technical adviser to the U.S. Olympic team in 1992. Perez also served as Bora Milutinovic's assistant coach from 1991-92 helping guide the National Team to the CONCACAF's inaugural Gold Cup Championship in 1991. During the 1994 World Cup in the United States, Perez wrote on-site technical reports for the U.S. coaching staff.

On the youth level, Perez coached the U.S. Under-20 National Team in the 1989 Youth World Cup in Saudi Arabia. Thanks to his leadership, the U.S. finished higher (4th place) than any other U.S. team in a FIFA sanctioned tournament.

During his coaching career, Perez has been heralded by many as a great motivator and tremendous teacher of the game having learned his motivational techniques from Carlos Queiroz, Brazilian World Cup Champion Carlos Alberto Parreira and serving 20 years as a U.S. National Team coach.



THE PLAYERS

GOALKEEPER WIN LEADERS

	NAME	TEAM(S)	GAMES	WON
1	Kevin Hartman	LA	32	20
2	Mark Dougherty	CLB	31	18
3	Matt Jordan	DAL	29	17
	Zach Thornton	CHI	30	17
5	Tom Presthus	DC	26	16

GOALKEEPER LOSS LEADERS

	NAME	TEAM(S)	GAMES	LOST
1	Mike Ammann	MET	24	17
2	Walter Zenga	NE	25	13
	Scott Garlick	TB	28	13
4	Zach Thornton	CHI	30	12
	Mark Dougherty	CLB	31	12
	Kevin Hartman	LA	32	12

GOALKEEPER MINUTES LEADERS

	NAME	TEAM(S)	GAMES	MIN
1	Kevin Hartman	LA	32	2870
2	Mark Dougherty	CLB	31	2745
3	Zach Thornton	CHI	30	2633
4	Matt Jordan	DAL	29	2584
5	Scott Garlick	TB	28	2471

GOALKEEPER SAVE LEADERS

	NAME	TEAM(S)	GAMES	SVS
1	Scott Garlick	TB	28	152
2	Matt Jordan	DAL	29	133
3	Kevin Hartman	LA	32	118
4	Mark Dougherty	CLB	31	106
5	Zach Thornton	CHI	30	99

GOALKEEPER CATCH/PUNCH LEADERS

	NAME	TEAM(S)	GAMES	C/P
1	Matt Jordan	DAL	29	124
2	Scott Garlick	TB	28	121
3	Walter Zenga	NE	25	105
4	Mark Dougherty	CLB	31	104

PENALTY KICK SUMMARY

Date	PK Shooter	PK Goalkeeper	Result	Min.	Foul Committed	Foul Suffered	Final Score
03/28/99	Vargas	Zenga	Save	79	Goulooze	Serna	NE 1 @ MIA 2 (SO)
04/11/99	Hurtado	Garlick	Goal	28	Salcedo	Joseph	MET 2 @ TB 1 (SO)
04/17/99	Harris	Snitko	Goal	69	Okafor		KC 1 @ COL 2 (SO)
04/24/99	Cienfuegos	Cannon	Save	75	Wright	Mathis	SJ 0 @ LA 1
05/01/99	Moreno	Thornton	Goal	64	Kubik	Moreno	DC 2 @ CHI 3
05/08/99	Lassiter	Ammann	Goal	6	Sorber	Agoos	MET 1 @ DC 2
05/16/99	Kubik	Hahnemann	Cross bar	47	Limpas	Kosecki	COL 1 @ CHI 0
05/27/99	Harris	Kramer	Goal	20	Martinez		SJ 2 @ COL 4
05/29/99	Gutierrez	Kirk	Goal	56	Kinnear	Trotman	TB 1 @ MIA 2
06/13/99	Torres	Cassar	Goal	85	Palacios	Beasley	MIA 3 @ NE 4 (SO)
06/20/99	Gomez	Ammann	Goal	75	Corrales	Da Silva	MET 0 @ KC 6
07/02/99	Pareja	Thornton	Goal	35	Thornton	Kreis	DAL 1 @ CHI 2 (SO)
07/03/99	Valderrama	Winner	High	24	Vermillion	Sequeira	KC 2 @ TB 1 (SO)
07/04/99	Lassiter	Cannon	Save	52	Clark	Wood	DC 1 @ SJ 2 (SO)
07/07/99	Harris	Winner	Goal	40	Johnson	Limpas	COL 2 @ KC 1
07/10/99	Gutierrez	Dougherty	Goal	85	Elcock	Welton	CLB 0 @ MIA 2
07/11/99	Moore	Hartman	Goal	66	Vanney	Moore	LA 5 @ NE 2
07/25/99	Torres	Presthus	High	67	Wood	Keegan	DC 2 @ NE 0
07/25/99	Diaz Arce	Feuer	Goal	59	Vaudreuil	Diaz Arce	TB 3 @ COL 2 (SO)
07/31/99	Preki	Cannon	Goal	70	Martinez	Lalas	SJ 2 @ KC 3 (SO)
07/31/99	Harris	Jordan	Save	62	Jordan	Dely Valdes	COL 2 @ DAL 0
08/07/99	Cienfuegos	Cannon	Save	68	Barrett	Jones	LA 4 @ SJ 1
08/08/99	Kubik	Payne	Goal	79	Payne	Wolff	COL 0 @ CHI 5
08/11/99	Curcic	Simpson	Goal	9	Pope	Walsh	DC 4 @ MET 1
08/13/99	Harris	Garlick	Save	36	Lagos		COL 1 @ TB 0
08/14/99	Moreno	Dougherty	Goal	58	Farrell	Etcheverry	CLB 1 @ DC 2
08/14/99	Hurtado	Winner	Save	29	Bunbury	Zambrano	KC 2 @ MET 1
08/14/99	Jones	Jordan	Save	6	Pollard	Quijano	DAL 0 @ LA 2
08/21/99	Cerritos	Zenga	Goal	14	Dunseth	Sequeira	NE 1 @ SJ 2
08/21/99	Chung	Hartman	Goal	71	Jolley	Chung	MET 1 @ LA 4
08/22/99	Diaz Arce	Dougherty	Goal	64	Warzycha	Marino	TB 2 @ CLB 1 (SO)
08/25/99	Preki	Thornton	Save	71	Lewis	Klein	KC 0 @ CHI 2
09/01/99	Vanney	Cannon	Goal	71	Barrett	Mathis	SJ 1 @ LA 3
09/17/99	Kubik	Garlick	High	79	Addo	Kosecki	TB 1 @ CHI 2 (SO)
09/22/99	Zambrano	Cannon	Save	44	Wright	Zambrano	SJ 2 @ MET 1
10/03/99	Kreis	Hartman	Save	7	Caligiuri	Kreis	LA 3 @ DAL 4
10/03/99	Kreis	Hartman	Goal	64	Jolley	Graziani	LA 3 @ DAL 4
10/03/99	John	Cassar	Save	82	Kamler		CLB 1 @ MIA 4
10/03/99	Cunningham	Cassar	Goal	83	Rooney		CLB 1 @ MIA 4
10/06/99	Razov	Feuer	Goal	26	Vermes		CHI 1 @ COL 0
10/10/99	Razov	Dougherty	Goal	66	Yeagley	Dougherty	CHI 3 @ CLB 2 (SO)

GOALKEEPER SHUTOUT LEADERS

	NAME	TEAM(S)	GAMES	SHT
1	Matt Jordan	DAL	29	11
	Kevin Hartman	LA	32	11
3	Ian Feuer	COL	19	8
4	Zach Thornton	CHI	30	7
5	Mark Dougherty	CLB	31	6

GOALKEEPER SAVE PERCENTAGE LEADERS

	NAME	TEAM	GAMES	SVS	SOG	SV %
1	Marcus Hahnemann	COL	13	68	85	0.800
2	Scott Garlick	TB	28	152	193	0.788
3	Kevin Hartman	LA	32	118	150	0.787
4	Matt Jordan	DAL	29	133	172	0.773
5	Joe Cannon	SJ	24	95	129	0.736

GOALKEEPER SAVE AVERAGE LEADERS

	NAME	TEAM	SVS	MIN	AVG.
1	Scott Garlick	TB	152	2471	5.54
2	Garth Lagerwey	MIA	77	1306	5.31
3	Marcus Hahnemann	COL	68	1170	5.23
4	Matt Jordan	DAL	133	2584	4.63
5	Chris Snitko	KC	66	1395	4.26

GOALKEEPER SAVE RATIO LEADERS

	NAME	TEAM	GAMES	SVS	GA	SV RAT.
1	Marcus Hahnemann	COL	13	68	14	4.86
2	Matt Jordan	DAL	29	133	31	4.29
3	Scott Garlick	TB	28	152	36	4.22
4	Kevin Hartman	LA	32	118	29	4.07
5	Zach Thornton	CHI	30	99	32	3.09

GOALKEEPER WIN STREAK LEADERS

	NAME	TEAM	STREAK GAMES	DATES START	END
1	Marcus Hahnemann	COL	7	04/10/99	06/03/99
	Tom Presthus	DC	7	05/08/99	06/16/99
3	Scott Garlick	TB	6	04/25/99	06/12/99
	Mark Simpson	DC	6	08/11/99	
5	Mark Dougherty	CLB	4	06/16/99	07/07/99
	Scott Garlick	TB	4	08/18/99	09/10/99
	Kevin Hartman	LA	4	07/31/99	08/28/99
	Kevin Hartman	LA	4	06/06/99	07/04/99
	Matt Jordan	DAL	4	09/11/99	
	David Kramer	SJ	4	03/27/99	05/27/99
	Garth Lagerwey	MIA	4	07/04/99	08/01/99
	Tom Presthus	DC	4	07/25/99	10/06/99

STANDINGS - CONFERENCE PLAY

Eastern Conference				NON-CONFERENCE				Western Conference				NON-CONFERENCE			
TEAM	W	L	PCT	W	L	PCT		TEAM	W	L	PCT	W	L	PCT	
D.C. United	17	3	0.850	6	6	0.500		Colorado Rapids	13	7	0.650	7	5	0.583	
Tampa Bay Mutiny	10	10	0.500	4	8	0.333		Los Angeles Galaxy	13	7	0.650	7	5	0.583	
Columbus Crew	9	11	0.450	10	2	0.833		Chicago Fire	11	9	0.550	7	5	0.583	
N.E. Revolution	9	11	0.450	3	9	0.250		Dallas Burn	10	10	0.500	9	3	0.750	
Miami Fusion	8	12	0.400	5	7	0.417		San Jose Clash	10	10	0.500	9	3	0.750	
MetroStars	7	13	0.350	0	12	0.000		Kansas City Wizards	3	17	0.150	5	7	0.417	

TEAM STANDINGS - HOME & AWAY PLAY

HOME RECORDS				AWAY RECORDS			
TEAM	W	L	PCT	TEAM	W	L	PCT
Dallas Burn	13	3	0.813	D.C. United	13	3	0.813
San Jose Clash	13	3	0.813	Colorado Rapids	9	7	0.563
Los Angeles Galaxy	12	4	0.750	Columbus Crew	9	7	0.563
Colorado Rapids	11	5	0.688	Tampa Bay Mutiny	8	8	0.500
Columbus Crew	10	6	0.625	Los Angeles Galaxy	8	8	0.500
D.C. United	10	6	0.625	Chicago Fire	8	8	0.500
Miami Fusion	10	6	0.625	N.E. Revolution	6	10	0.375
Chicago Fire	10	6	0.625	Dallas Burn	6	10	0.375
N.E. Revolution	6	10	0.375	San Jose Clash	6	10	0.375
Tampa Bay Mutiny	6	10	0.375	MetroStars	4	12	0.250
Kansas City Wizards	6	10	0.375	Miami Fusion	3	13	0.188
MetroStars	3	13	0.188	Kansas City Wizards	2	14	0.125

OVERALL WIN-LOSS BREAKDOWN

TEAM	REGULATION		SHOOTOUT		AGGREGATE	
	HOME	ROAD	HOME	ROAD	HOME	ROAD
Dallas Burn	12-2	4-5	1-1	2-5	35-14	19-21
Los Angeles Galaxy	10-2	7-6	2-2	1-2	24-10	25-19
Chicago Fire	8-3	7-6	2-3	1-2	26-13	25-23
D.C. United	8-4	9-2	2-2	4-1	32-22	33-21
Columbus Crew	7-2	6-7	3-4	3-0	29-18	19-21
Colorado Rapids	7-4	7-5	4-1	2-2	19-15	19-24
San Jose Clash	6-3	3-7	7-0	3-3	28-22	20-27
Miami Fusion	6-4	2-11	4-2	1-2	26-22	16-37
Kansas City Wizards	5-6	1-12	1-4	1-2	24-21	9-32
Tampa Bay Mutiny	5-8	4-3	1-2	4-5	25-29	26-21
N.E. Revolution	4-7	3-6	2-3	3-4	20-28	18-25
MetroStars	2-10	2-10	1-3	2-2	17-30	15-34

TEAM TOTALS

TEAM	GP	G	A	PTS	SHT	SOG	GW	GA	PG	PA	SG	SA	BK	FC	FS	OF	CK	C	E
Columbus Crew	32	48	65	161	453	198	13	17	1	2	20	41	11	472	463	112	161	40	0
D.C. United	32	65	91	219	440	204	17	24	3	4	22	46	9	505	480	90	214	60	9
MetroStars	32	32	41	105	522	191	4	7	3	5	15	40	18	398	419	96	207	48	6
Miami Fusion	32	42	56	136	417	181	8	10	2	3	20	42	17	482	447	111	203	59	7
N.E. Revolution	32	38	43	119	393	194	7	8	2	3	26	60	18	504	428	95	168	56	5
Tampa Bay Mutiny	32	51	78	180	450	186	9	15	2	3	26	60	7	377	430	84	157	45	7
Chicago Fire	32	51	63	165	448	201	15	21	3	5	14	43	8	495	450	98	178	55	6
Colorado Rapids	32	38	52	124	397	147	14	23	3	5	23	45	9	493	458	113	156	45	2
Dallas Burn	32	54	66	172	413	205	16	25	2	3	19	45	12	448	446	115	159	45	5
Kansas City Wizards	32	33	47	111	439	169	5	8	2	3	11	39	7	420	428	74	168	47	4
Los Angeles Galaxy	32	49	69	163	424	185	17	24	1	4	15	30	4	457	425	115	178	53	2
San Jose Clash	32	48	67	161	371	176	9	18	1	1	32	62	7	500	411	82	138	59	3

TEAM TOTALS (RANK WITHIN CATEGORY)

TEAM	G	A	SHT	SOG	SG	SA	BK	FC	FS	OF	CK	C	E
Columbus Crew	(6)	(6)	(2)	(4)	(6)	(9)	(5)	(7)	(2)	(4)	(8)	(12)	(12)
D.C. United	(1)	(1)	(5)	(2)	(5)	(4)	(6)	(1)	(1)	(9)	(1)	(1)	(1)
MetroStars	(12)	(12)	(1)	(6)	(9)	(10)	(1)	(11)	(11)	(7)	(2)	(7)	(4)
Miami Fusion	(8)	(8)	(8)	(9)	(6)	(8)	(3)	(6)	(5)	(5)	(3)	(2)	(2)
N.E. Revolution	(9)	(11)	(11)	(5)	(2)	(2)	(1)	(2)	(8)	(8)	(6)	(4)	(6)
Tampa Bay Mutiny	(3)	(2)	(3)	(7)	(2)	(2)	(9)	(12)	(7)	(10)	(10)	(9)	(2)
Chicago Fire	(3)	(7)	(4)	(3)	(11)	(7)	(8)	(4)	(4)	(6)	(4)	(5)	(4)
Colorado Rapids	(9)	(9)	(10)	(12)	(4)	(5)	(6)	(5)	(3)	(3)	(11)	(9)	(10)
Dallas Burn	(2)	(5)	(9)	(1)	(8)	(5)	(4)	(9)	(6)	(1)	(9)	(9)	(6)
Kansas City Wizards	(11)	(10)	(6)	(11)	(12)	(11)	(9)	(10)	(8)	(12)	(6)	(8)	(8)
Los Angeles Galaxy	(5)	(3)	(7)	(8)	(9)	(12)	(12)	(8)	(10)	(1)	(4)	(6)	(10)
San Jose Clash	(6)	(4)	(12)	(10)	(1)	(1)	(9)	(3)	(12)	(11)	(12)	(2)	(9)

TEAM vs TEAM RECORDS

	vs CLB	vs DC	vs MET	vs MIA	vs NE	vs TB	vs CHI	vs COL	vs DAL	vs KC	vs LA	vs SJ
Columbus Crew	---	0-4	2-2	2-2	4-0	1-3	1-1	2-0	1-1	2-0	2-0	2-0
D.C. United	4-0	---	4-0	4-0	2-2	3-1	1-1	1-1	1-1	2-0	1-1	0-2
MetroStars	2-2	0-4	---	2-2	0-4	3-1	0-2	0-2	0-2	0-2	0-2	0-2
Miami Fusion	2-2	0-4	2-2	---	2-2	2-2	1-1	1-1	1-1	1-1	1-1	0-2
N.E. Revolution	0-4	2-2	4-0	2-2	---	1-3	1-1	0-2	0-2	2-0	0-2	0-2
Tampa Bay Mutiny	3-1	1-3	1-3	2-2	3-1	---	1-1	1-1	0-2	0-2	1-1	1-1
Chicago Fire	1-1	1-1	2-0	1-1	1-1	1-1	---	2-2	2-2	4-0	1-3	2-2
Colorado Rapids	0-2	1-1	2-0	1-1	2-0	1-1	2-2	---	3-1	4-0	2-2	2-2
Dallas Burn	1-1	1-1	2-0	1-1	2-0	2-0	2-2	1-3	---	3-1	2-2	2-2
Kansas City Wizards	0-2	0-2	2-0	1-1	0-2	2-0	0-4	0-4	1-3	---	1-3	1-3
Los Angeles Galaxy	0-2	1-1	2-0	1-1	2-0	1-1	3-1	2-2	2-2	3-1	---	3-1
San Jose Clash	0-2	2-0	2-0	2-0	2-0	1-1	2-2	2-2	2-2	3-1	1-3	---

TEAM vs TEAM AGGREGATE GOALS

	vs CLB	vs DC	vs MET	vs MIA	vs NE	vs TB	vs CHI	vs COL	vs DAL	vs KC	vs LA	vs SJ
Columbus Crew	---	3-6	7-6	7-7	3-1	5-5	4-3	5-1	4-3	3-1	2-2	5-4
D.C. United	6-3	---	8-3	11-5	7-6	11-9	5-4	2-2	4-4	6-3	3-2	2-2
MetroStars	6-7	3-8	---	5-7	7-9	4-4	1-4	0-3	2-7	1-8	1-4	2-3
Miami Fusion	7-7	5-11	7-5	---	5-5	5-6	2-5	3-4	2-3	1-2	3-3	2-8
N.E. Revolution	1-3	6-7	9-7	5-5	---	5-12	3-2	1-2	0-3	4-2	2-6	2-4
Tampa Bay Mutiny	5-5	9-11	4-4	6-5	12-5	---	2-2	2-3	2-4	4-5	2-4	3-2
Chicago Fire	3-4	4-5	4-1	5-2	2-3	2-2	---	6-3	6-5	10-2	2-4	7-5
Colorado Rapids	1-5	2-2	3-0	4-3	2-1	3-2	3-6	---	5-5	3-2	3-5	9-8
Dallas Burn	3-4	4-4	7-2	3-2	3-0	4-2	5-6	5-5	---	10-2	5-5	5-3
Kansas City Wizards	1-3	3-6	8-1	2-1	2-4	5-4	2-10	2-3	2-10	---	3-5	3-6
Los Angeles Galaxy	2-2	2-3	4-1	3-3	6-2	4-2	4-2	5-3	5-5	5-3	---	9-3
San Jose Clash	4-5	2-2	3-2	8-2	4-2	2-3	5-7	8-9	3-5	6-3	3-9	---

TEAM GOALS SCORED INTERVALS

TEAM	TOTAL	1-10	11-20	21-30	31-40	41-45	46-50	51-60	61-70	71-80	81-90
Columbus Crew	48	4	6	3	3	4	3	3	9	5	8
D.C. United	65	7	6	5	5	5	3	5	11	9	9
MetroStars	32	4	2	3	5	0	3	5	1	6	3
Miami Fusion	42	0	3	6	2	2	4	8	8	4	5
N.E. Revolution	38	4	4	5	6	1	3	3	3	3	6
Tampa Bay Mutiny	51	6	3	7	7	2	4	5	6	3	8
Chicago Fire	51	6	5	4	5	2	3	7	6	8	5
Colorado Rapids	38	2	5	2	5	2	3	3	4	7	5
Dallas Burn	54	6	2	3	8	1	0	6	5	10	13
Kansas City Wizards	33	3	2	6	7	0	1	4	4	3	3
Los Angeles Galaxy	49	7	3	5	5	3	1	7	4	5	9
San Jose Clash	48	5	6	2	6	3	1	6	4	7	8

TEAM GOALS ALLOWED INTERVALS

TEAM	TOTAL	1-10	11-20	21-30	31-40	41-45	46-50	51-60	61-70	71-80	81-90
Columbus Crew	39	3	0	5	9	2	1	4	6	4	5
D.C. United	43	2	3	4	5	3	4	2	7	7	6
MetroStars	64	4	4	9	6	3	5	12	6	10	5
Miami Fusion	58	8	4	5	7	3	4	8	5	5	9
N.E. Revolution	52	6	5	6	6	3	3	4	6	4	9
Tampa Bay Mutiny	48	3	7	4	4	2	1	3	6	8	10
Chicago Fire	35	3	2	1	5	3	0	5	6	5	5
Colorado Rapids	39	5	5	5	2	0	2	6	3	5	6
Dallas Burn	32	4	3	3	2	2	4	3	1	6	4
Kansas City Wizards	53	4	5	6	5	2	0	4	9	6	12
Los Angeles Galaxy	28	3	3	0	5	1	2	3	4	3	4
San Jose Clash	48	8	5	1	7	1	1	6	5	7	7

OWN GOALS RECEIVED

Team Rec'd	Date	Player/Min.	Score
COL	04/10/99	(Heaps - MIA - 48)	MIA 1 @ COL 4
COL	05/27/99	(Clark - SJ - 54)	SJ 2 @ COL 4
KC	06/12/99	(Deering - DAL - 61)	DAL 0 @ KC 1
SJ	06/12/99	(Moore - TB - 35)	TB 1 @ SJ 2 (SO)
DAL	07/04/99	(Kotschau - CHI - 15)	CHI 2 @ DAL 1
MIA	07/29/99	(Trittschuh - TB - 46)	TB 2 @ MIA 3 (SO)
LA	08/14/99	(Eck - DAL - 58)	DAL 0 @ LA 2
MIA	09/04/99	(Hendrickson - LA - 27)	LA 2 @ MIA 1
LA	10/03/99	(Pollard - DAL - 30)	LA 3 @ DAL 4
DC	10/09/99	(Chronopoulos - NE - 2)	NE 2 @ DC 1 (SO)

RESULTS WHEN SCORING FIRST GOAL

TEAM	W	L	PCT
Los Angeles Galaxy	16	2	0.889
Colorado Rapids	14	2	0.875
Dallas Burn	18	3	0.857
Columbus Crew	11	2	0.846
D.C. United	20	4	0.833
Miami Fusion	9	2	0.818
San Jose Clash	11	4	0.733
Chicago Fire	13	5	0.722
Tampa Bay Mutiny	9	5	0.643
Kansas City Wizards	5	3	0.625
N.E. Revolution	6	4	0.600
MetroStars	6	6	0.500

RESULTS WHEN ALLOWING FIRST GOAL

TEAM	W	L	PCT
San Jose Clash	8	9	0.471
Columbus Crew	8	11	0.421
Colorado Rapids	6	10	0.375
D.C. United	3	5	0.375
Chicago Fire	5	9	0.357
Los Angeles Galaxy	4	10	0.286
Tampa Bay Mutiny	5	13	0.278
N.E. Revolution	6	16	0.273
Miami Fusion	4	17	0.190
Kansas City Wizards	3	21	0.125
MetroStars	1	19	0.050
Dallas Burn	0	9	0.000

RESULTS WHEN LEADING AT THE HALF

TEAM	W	L	PCT
D.C. United	14	1	0.933
Los Angeles Galaxy	11	1	0.917
Dallas Burn	9	1	0.900
Tampa Bay Mutiny	8	1	0.889
San Jose Clash	6	1	0.857
Chicago Fire	12	3	0.800
Columbus Crew	8	2	0.800
Miami Fusion	4	1	0.800
Colorado Rapids	6	2	0.750
N.E. Revolution	6	2	0.750
MetroStars	4	2	0.667
Kansas City Wizards	3	3	0.500

RESULTS WHEN TRAILING AT THE HALF

TEAM	W	L	PCT
San Jose Clash	5	3	0.625
Chicago Fire	3	6	0.333
N.E. Revolution	3	9	0.250
Tampa Bay Mutiny	2	7	0.222
Miami Fusion	3	12	0.200
D.C. United	1	4	0.200
Colorado Rapids	1	6	0.143
Dallas Burn	1	6	0.143
Columbus Crew	1	7	0.125
Los Angeles Galaxy	0	6	0.000
Kansas City Wizards	0	12	0.000
MetroStars	0	13	0.000

STANDINGS - REGULATION GAMES

TEAM	W	L	PCT
D.C. United	17	6	0.739
Dallas Burn	16	7	0.696
Los Angeles Galaxy	17	8	0.680
Chicago Fire	15	9	0.625
Colorado Rapids	14	9	0.609
Columbus Crew	13	9	0.591
San Jose Clash	9	10	0.474
Tampa Bay Mutiny	9	11	0.450
N.E. Revolution	7	13	0.350
Miami Fusion	8	15	0.348
Kansas City Wizards	6	18	0.250
MetroStars	4	20	0.167

STANDINGS - SHOOTOUT GAMES

TEAM	W	L	PCT
San Jose Clash	10	3	0.769
Colorado Rapids	6	3	0.667
D.C. United	6	3	0.667
Columbus Crew	6	4	0.600
Miami Fusion	5	4	0.556
Los Angeles Galaxy	3	4	0.429
N.E. Revolution	5	7	0.417
Tampa Bay Mutiny	5	7	0.417
MetroStars	3	5	0.375
Chicago Fire	3	5	0.375
Dallas Burn	3	6	0.333
Kansas City Wizards	2	6	0.250

STANDINGS - ONE-GOAL GAMES (includes shootout)

TEAM	W	L	PCT
Colorado Rapids	15	7	0.682
San Jose Clash	16	8	0.667
D.C. United	13	7	0.650
Columbus Crew	14	10	0.583
Dallas Burn	11	9	0.550
Los Angeles Galaxy	13	11	0.542
Chicago Fire	10	10	0.500
Miami Fusion	9	11	0.450
N.E. Revolution	11	14	0.440
Tampa Bay Mutiny	11	16	0.407
MetroStars	7	16	0.304
Kansas City Wizards	6	17	0.261

TEAM WINNING STREAK LEADERS

TEAM	GAMES WON	START	DATES	END
1 D.C. United	11	07/25/99	10/06/99	
2 Colorado Rapids	7	04/10/99	06/03/99	
D.C. United	7	05/08/99	06/16/99	
4 Dallas Burn	5	09/11/99		
Tampa Bay Mutiny	5	04/25/99	05/29/99	

TEAM LOSING STREAK LEADERS

TEAM	GAMES LOST	START	DATES	END
1 MetroStars	12	07/04/99	09/12/99	
2 Kansas City Wizards	7	09/04/99		
Kansas City Wizards	7	03/20/99	05/08/99	
N.E. Revolution	7	07/11/99	08/25/99	
5 MetroStars	6	05/22/99	06/30/99	

TEAM HOME WINNING STREAK LEADERS

TEAM	GAMES WON	START	DATES	END
1 Colorado Rapids	6	04/10/99	07/04/99	
San Jose Clash	6	08/21/99		
3 D.C. United	5	08/08/99	10/06/99	
Dallas Burn	5	08/04/99		
Los Angeles Galaxy	5	07/25/99	09/25/99	

TEAM HOME LOSING STREAK LEADERS

TEAM	GAMES LOST	START	DATES	END
1 MetroStars	7	07/24/99		
2 N.E. Revolution	5	07/11/99	09/07/99	
3 Kansas City Wizards	4	03/27/99	05/08/99	
4 Kansas City Wizards	3	09/18/99		
MetroStars	3	04/03/99	05/15/99	
MetroStars	3	05/29/99	06/30/99	
N.E. Revolution	3	04/10/99	05/08/99	
Tampa Bay Mutiny	3	09/10/99		
Tampa Bay Mutiny	3	06/19/99	07/08/99	
Tampa Bay Mutiny	3	03/20/99	05/01/99	

TEAM ROAD WINNING STREAK LEADERS

TEAM	GAMES WON	START	DATES	END
1 D.C. United	7	07/07/99		
2 Colorado Rapids	4	06/12/99	08/08/99	

Eight teams with three consecutive road wins

TEAM ROAD LOSING STREAK LEADERS

TEAM	GAMES LOST	START	DATES	END
1 MetroStars	10	05/08/99	09/12/99	
2 Miami Fusion	8	04/10/99	07/04/99	
3 Kansas City Wizards	6	03/20/99	07/03/99	
4 Chicago Fire	5	05/08/99	07/04/99	
Dallas Burn	5	06/12/99	08/18/99	
Kansas City Wizards	5	08/25/99		

WINNINGEST COACHES (BY WINS)

COACH	TEAM(S)	W	L	PCT.	PTS.	SOW
Thomas Rongen	DC	23	9	0.719	57	6
Glenn Myernick	COL	20	12	0.625	48	6
Dave Dir	DAL	19	13	0.594	51	3
Tom Fitzgerald	CLB	19	13	0.594	45	6
Bob Bradley	CHI	18	14	0.563	48	3
Sigi Schmid	LA	17	9	0.654	49	1
Brian Quinn	SJ	15	12	0.556	25	10
Tim Hankinson	TB	14	18	0.438	32	5
Ivo Wortmann	MIA	13	19	0.406	29	5
Walter Zenga	NE	10	20	0.333	22	4
Bob Gansler	KC	8	17	0.320	20	2
Bora Milutinovic	MET	7	25	0.219	15	3
Jorge Espinoza	SJ	2	0	1.000	6	0
Lothar Osiander	SJ	2	1	0.667	6	0
Steve Nicol	NE	2	0	1.000	4	1
Octavio Zambrano	LA	2	3	0.400	2	2
Ralph Perez	LA	1	0	1.000	3	0
Ken Fogarty	KC	0	3	0.000	0	0
Ron Newman	KC	0	4	0.000	0	0



PLAYOFF HISTORY

LOS ANGELES GALAXY ALL-TIME PLAYOFF SCORING

PLAYER	POS	GP	GS	MIN	G	A	PTS	SHT	SOG
Mauricio Cienfuegos	M	11	11	981	2	7	11	13	7
Eduardo Hurtado	F	7	6	589	3	0	6	14	11
Danny Peña	M	6	6	474	3	0	6	6	3
Carlos Hermosillo	F	4	4	329	2	1	5	9	6
Welton	F	6	4	389	1	2	4	12	5
Greg Vanney	D	9	8	693	2	0	4	11	6
Chris Armas	M	8	8	724	2	0	4	10	4
Martin Machon	M	6	6	507	0	3	3	4	2
Paul Caligiuri	D	6	6	487	1	1	3	4	3
Ezra Hendrickson	D	5	3	325	1	0	2	3	2
Robin Fraser	D	10	10	904	1	0	2	2	1
Clint Mathis	M	3	0	49	1	0	2	2	1
Cobi Jones	M	12	11	998	0	1	1	16	6
Ante Razov	F	5	4	251	0	1	1	6	2
Jorge Campos	GK	6	6	544	0	1	1	1	1
Steve Jolley	D	4	4	360	0	1	1	1	1
Harut Karapetyan	F	8	5	478	0	0	0	15	6
Jorge Salcedo	M	6	5	465	0	0	0	4	0
Wellington Sanchez	M	3	0	68	0	0	0	3	1
Jose Vasquez	F	1	0	23	0	0	0	2	0
Dan Calichman	D	8	7	594	0	0	0	1	1
Mark Semioli	D	5	5	406	0	0	0	1	0
Kevin Hartman	GK	6	6	540	0	0	0	0	0
Joe Franchino	M	4	4	320	0	0	0	0	0
Arash Noamouz	D	3	2	158	0	0	0	0	0
Curt Onalfo	D	3	1	150	0	0	0	0	0
David Kramer	GK	3	0	72	0	0	0	0	0
Daniel Hernandez	M	1	0	18	0	0	0	0	0
Guillermo Jara	M	1	0	12	0	0	0	0	0
Brian Taylor	F	1	0	8	0	0	0	0	0
John Garvey	F	1	0	6	0	0	0	0	0
Brad Wilson	M	1	0	2	0	0	0	0	0

Los Angeles Galaxy All-Time Goalkeeping

GOALKEEPER	GP	MIN	SHTS	SVS	C/P	GA	GAA	W	L	SO	SHO REC
David Kramer	3	72	3	2	0	0	0.00	2	0	1	1-0
Jorge Campos	6	472	35	25	12	6	1.14	2	2	1	0-0
Kevin Hartman	6	540	29	19	19	8	1.33	2	4	1	0-2

GALAXY ALL-TIME PLAYOFF HIGHS AND LOWS

Galaxy	Goals and Assists	Opponent
6 – 10/1/98 vs. Dallas	<i>most goals scored, game</i>	3 – 10/8/97 @ Dallas
5 – 10/1/98 vs. Dallas (1st)	<i>most goals scored, half</i>	2 – twice (last: 10/8/97 @ Dallas, 2nd half)
9 – 10/1/98 vs. Dallas	<i>most assists, game</i>	2 – Marco Etcheverry, 10/20/96 vs. LA at MLS Cup
0 – four times (last: 10/10/98 vs. Chicago)	<i>fewest goals, game</i>	0 – three times (last: 10/5/97 vs. Dallas)
0 – five times (last: 10/10/98 vs. Chicago)	<i>fewest assists, game</i>	0 – five times (last: 10/1 vs. Dallas)
5 min. – E. Hurtado, 10/20/96 vs. DC	<i>fastest goal from the start of the game</i>	29 min. – Dante Washington, 10/8 @ Dallas
3 mins. – 10/4/98 @ Dallas	<i>fastest two goals</i>	4 mins. – 10/4/98 @ Dallas
8 mins. – 10/4/98 @ Dallas	<i>fastest three goals</i>	21 mins. – 10/20/96, vs. DC United at MLS Cup
22 mins. – 10/1/98 vs. Dallas	<i>fastest four goals</i>	none
Shots		
21 – 9/29 vs. San Jose	<i>most shots, game</i>	15 – 10/8/97 @ Dallas
13 – 10/1/98 vs. Dallas	<i>most shots on goal, game</i>	7 – six times (last: 10/4/98 @ Dallas)
5 – 10/5/97 vs. Dallas	<i>fewest shots, game</i>	5 – 10/10/98 vs. Chicago
2 – 10/8/97 @ Dallas	<i>fewest shots on goal, game</i>	1 – 10/5/97 vs. Dallas
Miscellaneous		
6 – twice (10/10/96 vs. KC, 10/20/96 vs. DC)	<i>most offsides, game</i>	9 – 9/26/96 @ San Jose
11 – 9/29/96 vs. SJ	<i>most corner kicks, game</i>	10 – 10/2/96 vs. San Jose
20 – 10/20/96 vs. DC United	<i>most fouls, game</i>	23 – 10/13/96 @ Kansas City
5 – 10/4/98 @ Dallas	<i>most cautions, game</i>	6 – 9/29/96 vs. San Jose
3 – 10/4/98 @ Dallas (1st half)	<i>most cautions, half</i>	3 – twice (last: 9/29/96 vs. San Jose, 2nd half)
none	<i>most ejections, game</i>	2 – 9/29/96 vs. San Jose
6-1 – vs. Dallas, 10/1/98	<i>largest margin of victory</i>	3-0 – 10/8/97 @ Dallas

INDIVIDUAL PLAYER RECORDS

Goals and Assists		
2 – twice (last: D. Peña, 10/1/98 vs. Dallas)	<i>most goals scored, game</i>	2 – Dante Washington, 10/8/97 @ Dallas
3 – twice (last: M. Machon, 10/1/98 vs. Dallas)	<i>most assists, game</i>	2 – Marco Etcheverry, 10/20/96 vs. LA at MLS Cup
5 – twice (last: C. Hermosillo, 10/1/98 vs. Dallas)	<i>most points, game</i>	4 – Dante Washington, 10/8/97 @ Dallas
Shots		
6 – Carlos Hermosillo, 10/1/98 vs. Dallas	<i>most shots, game</i>	5 – Dante Washington, 10/8/97 @ Dallas
4 – Carlos Hermosillo, 10/1/98 vs. Dallas	<i>most shots on goal, game</i>	3 – twice (last: Jason Kreis, 10/4/98 @ Dallas)
Miscellaneous		
5 – Arash Noamouz, 10/20/96 vs. DC	<i>most fouls committed, game</i>	5 – Chris Armas, 10/10/98 vs. Chicago
6 – Chris Armas, 10/13/96, @ Kansas City	<i>most fouls suffered, game</i>	6 – twice: (last: Peter Novak, 10/10/98 vs. Chicago)
2 – twice (last: Vanney, 10/10-10/14/96)	<i>longest goal-scoring streak</i>	2 games – Preki, 10/10 – 10/13/96
2 – three times (last: Cienfuegos, 10/1-10/4/98)	<i>longest assist streak</i>	1 – 10 times (last: C.J. Brown, 10/16/98 @ Chicago)
2 – five times (last: Cienfuegos, 10/1-10/4/98)	<i>longest point-scoring streak</i>	2 – twice (last: D. Washington, 10/8/97-10/1/98)

GOALKEEPER RECORDS

3 – twice (last: Hartman, 10/8/97 vs. Dallas)	<i>most goals allowed, game</i>	6 – Mark Dodd, 10/1/98 vs. Dallas
7 – six times (last: Hartman, 10/4/98 @ Dallas)	<i>most shots on goal, game</i>	13 – Mark Dodd, 0/1/98 vs. Dallas
6 – twice (last: Hartman, 10/1/98 vs. Dallas)	<i>most saves, game</i>	7 – twice (last: Mark Dodd, 10/1/98 vs. Dallas)
1 – Kevin Hartman, 10/5/97 vs. Dallas	<i>fewest shots on goal, game</i>	2 – Mark Dodd, 10/8/97 @ Dallas
1 – twice (last: Hartman, 10/5/97 vs. Dallas)	<i>fewest saves, game</i>	1 – Mark Dodd, 10/8/97 @ Dallas
2 – twice (last: Hartman, 10/1-10/4/98)	<i>longest winning streak by a keeper</i>	2 – 3 times (last: Z. Thornton, 10/10/98-Pres.)
2 – twice (last: Hartman, 10/10-10/16/98)	<i>longest losing streak by a keeper</i>	2 games – 3 times (last: Dodd, 10/1-Pres.)

LOS ANGELES GALAXY YEAR-BY-YEAR PLAYOFF LEADERS

Points

1996	Eduardo Hurtado	6 (3-0=6)
1997	None	0
1998	Mauricio Cienfuegos	7 (1-5=7)

Cautions

1996	Eduardo Hurtado	2
1997	Danny Peña	2
1998	Joe Franchino, Danny Peña	2

Goals

1996	Eduardo Hurtado	3
1997	None	0
1998	Danny Peña	3

Corner Kicks

1996	Mauricio Cienfuegos	17
1997	Harut Karapetyan	5
1998	Cobi Jones, Martin Machon	11

Assists

1996	Mauricio Cienfuegos	2
1997	None	0
1998	Mauricio Cienfuegos	5

Goalkeeper Minutes

1996	Jorge Campos	472
1997	Kevin Hartman	180
1998	Kevin Hartman	360

Shots

1996	Eduardo Hurtado	13
1997	Harut Karapetyan	5
1998	Welton	10

Goals-Against-Average (100 minutes minimum)

1996	Jorge Campos	1.14
1997	Kevin Hartman	1.50
1998	Kevin Hartman	1.25

Shots On Goal

1996	Eduardo Hurtado	10
1997	Five players	1
1998	Cobi Jones	41

Wins

1996	Jorge Campos, David Kramer	2
1997	None	0
1998	Kevin Hartman	2

Game-Winning Goals

1996	E. Hurtado, R. Fraser, G. Vanney	1
1997	None	0
1998	Carlos Hermosillo, Clint Mathis	1

Shots

1996	Jorge Campos	35
1997	Kevin Hartman	8
1998	Kevin Hartman	21

Game-Winning Assists

1996	Ante Razov	1
1997	None	0
1998	Steve Jolley, Martin Machon	1

Saves

1996	Jorge Campos	25
1997	Kevin Hartman	3
1998	Kevin Hartman	15

Fouls Committed

1996	Eduardo Hurtado	16
1997	Chris Armas, Ezra Hendrickson	5
1998	Carlos Hermosillo	9

Shutouts

1996	Jorge Campos, David Kramer	1
1997	Kevin Hartman	1
1998	None	0

Fouls Suffered

1996	Mauricio Cienfuegos	17
1997	Martin Machon	4
1998	Carlos Hermosillo	9

LOS ANGELES GALAXY PLAYOFF FIRSTS



First Playoff Game: Sept. 26, 1996 vs. San Jose at Spartan Stadium

Result: San Jose 1, Los Angeles 0

Attendance: 17,209

Coaches: Head Coach Lothar Osiander and Assistant Octavio Zambrano

Starting Lineup:

Goalkeeper: Jorge Campos

Defenders: Greg Vanney, Dan Calichman, Robin Fraser and Arash Noamouz

Midfielders: Cobi Jones, Mauricio Cienfuegos, Chris Armas and Curt Onalfo

Forwards: Harut Karapetyan and Eduardo Hurtado

First Playoff Series Win: 2 games to 1 over San Jose, 1996 (1st Round)

First Playoff Goal: September 29, 1996 vs. San Jose by Robin Fraser (2nd half, 84th minute)

First Playoff Assist: September 29, 1996 vs. San Jose by Jorge Campos (E. Hurtado goal - 90th minute)

First Shot: September 26, 1996 by Mauricio Cienfuegos (1st half, 12th minute)

First Victory: September 29, 1996 vs. San Jose, 2-0, Jorge Campos and David Kramer in goal

First Road Victory: October 13, 1996 @ Kansas City, 2-1 (SO), Jorge Campos and David Kramer in goal

First Game-Winning Goal: September 29, 1996 vs. San Jose, 2-0, by Robin Fraser (2nd half, 84th minute)

First Game-Tying Goal: October 13, 1996 @ Kansas City (2-1 SO win) by Greg Vanney (2nd half, 76th minute)

First Shootout Game: October 13, 1996 @ Kansas City

First Shootout Victory: October 13, 1996 @ Kansas City, 2-1, David Kramer in goal

First Shootout Loss: October 5, 1996 vs. Dallas, 2-0, Kevin Hartman in goal

First Shutout: September 29, 1996 vs. San Jose, 2-0, Jorge Campos (1 save) and David Kramer (2 saves) in goal

First Shutout Against: September 26, 1996 @ San Jose, 1-0, Dave Salzwedel in goal (seven saves)

First Penalty Kick: October 2, 1996 vs. San Jose by Mauricio Cienfuegos on Dave Salzwedel (goal)

First Penalty Kick Against: None

First Caution: September 26, 1996, Curt Onalfo for a foul tackle (1st half, 30th minute)

First Ejection: None

LOS ANGELES GALAXY PLAYOFF RECAP

1996 LOS ANGELES GALAXY – PLAYOFF GAME-BY-GAME

Game	Date	Opponent	Result	Galaxy Goals (by #)	Goalkeeper	Attendance
1	9/26	at San Jose	0-1 loss	none	CAMPOS, Kramer	17,209
2	9/29	SAN JOSE	2-0 win	4 , 29	Campos, KRAMER	27,833
3	10/02	SAN JOSE	2-0 win	29 , 10	Campos	30,231
4	10/10	KANSAS CITY	2-1 win	14, 18	Campos	25,212
5	10/13	at Kansas City	2-1 shootout win	<u>18</u>	Campos, KRAMER	11,041
6	10/20	DC United at Foxboro	2-3 OT loss	29, 14	Campos	34,643

Goal Key: **bold** = game-winning goal, underline = game-tying goal, *italic* = penalty kick goal
When two goalkeepers play in one game, all caps received decision.

1996 LOS ANGELES GALAXY – PLAYOFF LINEUPS

Date	Opp.	GK	Defenders	Midfielders	Forwards
9/26	@ SJ	Campos	Fraser, Calichman, Noamouz (Salcedo '46), Vanney	Onalfo, Armas, Cienfuegos, Jones (Vasquez '67),	Karapetyan (Kramer '69), Hurtado
9/29	vs. SJ	Campos	Vanney, Calichman, Fraser, Semioli (Karapetyan '63)	Salcedo, Cienfuegos, Armas, Jones	Razov (Kramer '56), Hurtado
10/02	vs. SJ	Campos	Calichman (Onalfo '41), Fraser, Vanney, Semioli	Armas, Salcedo, Cienfuegos, Jones	Razov (Karapetyan '46), Hurtado
10/10	vs. KC	Campos	Fraser, Calichman, Vanney, Semioli (Wilson '88)	Cienfuegos, Salcedo, Armas, Jones	Karapetyan (Hurtado '46), Razov (Jara '78)
10/13	@ KC	Campos	Vanney, Calichman, Fraser, Semioli (Noamouz '71)	Cienfuegos, Armas, Jones, Salcedo (Kramer '73)	Razov (Karapetyan '54), Hurtado
10/20	vs. DC at Foxboro	Campos	Semioli, Fraser, Vanney, Noamouz	Salcedo (Onalfo '77), Armas, Cienfuegos, Jones	Karapetyan (Razov '76), Hurtado

1996 LOS ANGELES GALAXY – MISC. PLAYOFF STATISTICAL BREAKDOWN

Goals	1	2	OT*	F	Shots	1	2	OT*	F
Galaxy	3	6	0	9	Galaxy	37	37	0	74
Opponent	1	4	1	6	Opponent	34	41	1	76

Shots on Goals	1	2	OT*	F	Time of Possession	1	2	F
Galaxy	13	25	0	38	Galaxy	132	147	279
Opponent	16	21	1	38	Opponent	138	127	265

Overall Record	4-2	When Leading At the Half.....	1-1	Outshooting Opponent.....	2-1
Home Record.....	3-0	When Tied At the Half	3-0	Outshot by Opponent.....	2-1
Road Record	*1-2	When Trailing At the Half.....	0-1	Even Shots	0-1
Scoring First	3-1				
Opponent Scoring First.....	1-1				

* = Includes MLS Cup 1996 Statistics

1999 LOS ANGELES GALAXY ROSTER

Alphabetical Roster

No.	Player	Pos.	Ht.	Wt.	Birthdate	Hometown	College
8	Jose Botello *	F	6-0	165	04-24-76	Los Angeles, California	East Los Angeles
11	DaMarcus Beasley *	M	5-7	126	05-24-82	Ft. Wayne, Indiana	—
20	Paul Caligiuri	D	5-10	175	03-09-64	Walnut, California	UCLA
10	Mauricio Cienfuegos	M	5-6	143	02-12-68	San Salvador, El Salvador	—
6	Gabe Eastman	D	6-0	185	03-07-77	Modesto, CA	Modesto
12	Simon Elliott	M	5-11	175	06-10-74	Wellington, New Zealand	Stanford
16	Joe Franchino	D	5-7	140	08-08-76	Alta Loma, CA	Washington
4	Robin Fraser	D	6-1	175	12-17-66	Denver, Colorado	Florida International
29	Seth George	F	5-9	164	03-30-76	Mission Viejo, CA	UCLA
22	Kevin Hartman	GK	6-1	174	05-24-74	Palos Verdes, CA	UCLA
17	Ezra Hendrickson	D	6-3	185	01-16-72	Kokomo, Indiana	Drake
27	Carlos Hermosillo	F	6-2	187	08-26-64	Veracruz, Mexico	—
7	Zak Ibsen	M	5-11	165	02-06-72	Santa Clara, CA	UCLA
5	Steve Jolley	M	6-1	190	10-15-75	Virginia Beach, Virginia	William and Mary
13	Cobi Jones	M	5-7	145	06-16-70	Westlake Village, Calif.	UCLA
9	John Jones	M	6-0	185	11-23-73	Folsom, CA	Sacramento
14	Clint Mathis	M	5-10	170	11-25-76	Conyers, GA	South Carolina
21	Roy Myers	M	6-1	152	04-13-69	Limon, Costa Rica	—
2	Danny Peña	M	6-0	165	06-17-68	Culver City, CA	—
25	Marvin Quijano *	F	5-8	150	10-09-79	San Salvador, El Salvador	Rio Hondo
1	Matt Reis	GK	6-1	196	03-28-75	Mission Viejo, CA	UCLA
18	Jorge Salcedo	M	6-1	175	09-27-72	Cerritos, CA	UCLA
3	Greg Vanney	D	5-11	169	06-11-74	Tempe, Arizona	UCLA
31	David Winner	GK	6-1	185	04-23-71	Davie, Florida	Tampa

Numerical Roster

No.	Player	Pos.	Ht.	Wt.	Birthdate	Acquired	Last Club
1	Matt Reis	GK	6-1	196	03-28-75	'98 College Draft	UCLA
2	Danny Peña	M	6-0	165	06-17-68	'97 Supplemental Draft	Sacramento Knights (USL)
3	Greg Vanney	D	5-11	169	06-11-74	'96 College Draft	UCLA
4	Robin Fraser	D	6-1	175	12-17-66	'96 Soccer Draft	Colorado Foxes (A-League)
5	Steve Jolley	M	6-1	190	10-15-75	'97 College Draft	William & Mary
6	Gabe Eastman	D	6-0	185	03-07-77	'99 Supplemental Draft	Nashville (A-League)
7	Zak Ibsen	M	5-11	165	02-06-72	Trade	Chicago (MLS)
8	Jose Botello *	F	6-0	165	04-24-76	Project-40 Allocation	O.C. Zodiac (A-League)
9	John Jones	M	6-0	185	11-23-73	'99 Supplemental Draft	Nashville (A-League)
10	Mauricio Cienfuegos	M	5-6	143	02-12-68	Allocated	L.A. Firpo (El Salvador)
11	DaMarcus Beasley *	M	5-7	126	05-24-82	Project-40 Allocation	Bollettieri Academy (HS)
12	Simon Elliott	M	5-11	175	06-10-74	Signed	Boston Bulldogs (A-League)
13	Cobi Jones	M	5-7	145	06-16-70	Allocated	Vasco da Gama (Brazil)
14	Clint Mathis	M	5-10	170	11-25-76	'98 College Draft	South Carolina
16	Joe Franchino	D	5-7	140	08-08-76	'98 College Draft	Washington
17	Ezra Hendrickson	D	6-3	185	01-16-72	Waivers	MetroStars (MLS)
18	Jorge Salcedo	M	6-1	175	09-27-72	Trade	Tampa Bay (MLS)
21	Roy Myers	M	6-1	152	04-13-69	Trade	NY/NJ MetroStars (MLS)
20	Paul Caligiuri	D	5-10	175	03-09-64	Allocated	Columbus (MLS)
22	Kevin Hartman	GK	6-1	174	05-24-74	'97 College Draft	UCLA
25	Marvin Quijano *	F	5-8	150	10-09-79	Project-40	Rio Hondo College
27	Carlos Hermosillo	F	6-2	187	08-26-64	Allocated	Necaxa (Mexico)
29	Seth George	F	5-9	164	03-30-76	'99 College Draft	UCLA
31	David Winner	GK	6-1	185	04-23-71	Signed	Kansas City Wizards (MLS)

* = Project-40 Allocation

1996 LOS ANGELES GALAXY FINAL PLAYOFF STATISTICS

UNI	POS	PLAYER	GP	GS	MIN	G	A	PTS	SHT	SOG	GW	GA	PG	PA	SG	SA	BK	FC	FS	OF	CK	C	E
14	M	Chris Armas	2	2	180	0	0	0	2	1	0	0	0	0	0	1	1	5	1	1	0	0	0
29	F	Eduardo Hurtado	6	5	499	3	0	6	13	10	1	0	0	0	0	0	0	16	14	6	0	2	0
14	M	Chris Armas	6	6	544	2	0	4	8	3	0	0	0	0	0	0	2	10	15	0	1	1	0
10	M	Mauricio Cienfuegos	6	6	544	1	2	4	6	4	0	0	1	1	1	1	1	10	17	2	17	1	0
18	M	Greg Vanney	6	6	544	2	0	4	11	6	1	0	0	0	1	1	1	6	7	0	4	0	0
4	D	Robin Fraser	6	6	544	1	0	2	1	1	1	0	0	0	1	1	0	6	2	0	0	0	0
9	GK	Jorge Campos	6	6	544	0	1	1	1	1	0	0	0	0	0	0	1	0	1	1	0	0	0
25	F	Ante Razov	5	4	251	0	1	1	6	3	0	1	0	0	0	0	0	7	3	3	0	0	0
13	M	Cobi Jones	6	6	521	0	0	0	10	7	0	0	0	0	0	1	0	5	11	8	9	0	0
5	M	Jorge Salcedo	6	5	465	0	0	0	4	0	0	0	0	0	0	0	0	5	9	0	0	1	0
3	D	Mark Semioli	5	5	406	0	0	0	1	0	0	0	0	0	0	0	0	4	8	1	0	1	0
6	D	Dan Calichman	5	5	401	0	0	0	1	1	0	0	0	0	0	0	0	4	1	0	0	3	0
11	F	Harut Karapetyan	6	3	288	0	0	0	9	5	0	0	0	0	0	0	0	7	4	0	3	0	0
19	D	Arash Noamouz	3	2	158	0	0	0	0	0	0	0	0	0	0	1	0	5	3	0	0	1	0
20	D	Curt Onalfo	3	1	150	0	0	0	0	0	0	0	0	0	0	0	0	5	1	0	0	1	0
1	GK	David Kramer	3	0	72	0	0	0	0	0	0	0	0	0	0	0	0	0	0	0	0	0	0
17	F	Jose Vasquez	1	0	23	0	0	0	2	1	0	0	0	0	0	0	0	2	1	0	0	0	0
12	F	Guillermo Jara	1	0	12	0	0	0	0	0	0	0	0	0	0	0	0	0	0	1	1	0	0
21	F	John Garvey	1	0	6	0	0	0	0	0	0	0	0	0	0	0	0	0	1	0	0	0	0
8	M	Brad Wilson	1	0	2	0	0	0	0	0	0	0	0	0	0	0	0	0	0	0	0	0	0
15	D	Manny Motajo	0	0	0	0	0	0	0	0	0	0	0	0	0	0	0	0	0	0	0	0	0
		TOTALS				9	4	22	73	42	3	1	1	1	1	3	5	92	98	22	35	11	0

UNIF	GOALKEEPER	GP	MIN	SHTS	SVS	C/P	GA	GAA	PG	PA	SG	SA	W	L	SO
9	Jorge Campos	6	472	33	25	12	6	1.14	1	1	0	0	2	2	1
1	David Kramer	3	72	3	2	1	0	0.00	0	0	1	4	2	0	0
	TOTALS	6	544	36	27	13	6	0.99	1	1	1	4	4	2	1

LOS ANGELES GALAXY PLAYOFF RECAP

1997 LOS ANGELES GALAXY – PLAYOFF GAME-BY-GAME

Game	Date	Opponent	Result	Galaxy Goals (by #)	Goalkeeper	Attendance
1	10/05	DALLAS	0-1 shootout loss	none	Hartman	18,921
2	10/08	at Dallas	0-3 loss	none	Hartman	11,248

Goal Key: **bold** = game-winning goal, underline = game-tying goal, *italic* = penalty kick goal
When two goalkeepers play in one game, all caps received decision.

1997 LOS ANGELES GALAXY – PLAYOFF LINEUPS

Date	Opp.	GK	Defenders	Midfielders	Forwards
10/01	DAL	Hartman	Hendrickson, Caligiuri, Calichman, Vanney	Peña, Armas, Machon, Welton (Jones '63)	Karapetyan, Hurtado
10/08	at DAL	Hartman	Calichman, Hendrickson, Caligiuri (Taylor '82), Vanney (Welton '57)	Peña, Armas, Machon, Cienfuegos	Jones, Karapetyan

1997 LOS ANGELES GALAXY – MISC. PLAYOFF STATISTICAL BREAKDOWN

Goals	1	2	F	Shots	1	2	F
Galaxy	0	0	0	Galaxy	3	11	14
Opponent	1	2	3	Opponent	7	14	21
Shots on Goals	1	2	F	Time of Possession	1	2	F
Galaxy	0	5	5	Galaxy	51	49	100
Opponent	4	4	8	Opponent	39	41	80

Overall Record	0-2	When Leading At the Half.....	0-0	Outshooting Opponent.....	0-0
Home Record.....	0-1	When Tied At the Half	0-1	Outshot by Opponent.....	0-1
Road Record	0-1	When Trailing At the Half.....	0-1	Even Shots	0-1
Scoring First	0-0				
Opponent Scoring First.....	2-0				

1997 LOS ANGELES GALAXY FINAL PLAYOFF STATISTICS

UNI	POS	PLAYER	GP	GS	MIN	G	A	PTS	SHT	SOG	GW	GA	PG	PA	SG	SA	BK	FC	FS	OF	CK	C	E
14	M	Chris Armas	2	2	180	0	0	0	2	1	0	0	0	0	0	1	1	5	1	1	0	0	0
6	D	Dan Calichman	2	2	180	0	0	0	0	0	0	0	0	0	0	0	0	1	2	0	0	1	0
22	GK	Kevin Hartman	2	2	180	0	0	0	0	0	0	0	0	0	0	0	0	0	1	0	0	0	0
17	D	Ezra Hendrickson	2	2	180	0	0	0	0	0	0	0	0	0	0	0	0	5	0	0	0	0	0
11	F	Harut Karapetyan	2	2	180	0	0	0	5	1	0	0	0	0	0	1	0	1	3	0	0	0	0
5	D	Martin Machon	2	2	180	0	0	0	1	1	0	0	0	0	0	1	0	2	4	0	3	0	0
2	D	Danny Peña	2	2	180	0	0	0	1	1	0	0	0	0	0	0	0	4	0	0	0	2	0
21	D	Paul Caligiuri	2	2	172	0	0	0	0	0	0	0	0	0	0	0	0	2	3	0	0	0	0
18	M	Greg Vanney	2	2	147	0	0	0	1	0	0	0	0	0	0	1	0	3	1	0	0	1	0
13	M	Cobi Jones	2	1	118	0	0	0	0	0	0	0	0	0	0	0	0	2	2	0	0	0	0
19	F	Welton	2	1	95	0	0	0	2	1	0	0	0	0	0	0	0	3	2	1	2	0	0
10	M	Mauricio Cienfuegos	1	1	90	0	0	0	1	0	0	0	0	0	0	0	0	0	2	1	3	0	0
29	F	Eduardo Hurtado	1	1	90	0	0	0	1	1	0	0	0	0	0	0	0	2	1	0	0	0	0
16	M	Bryan Taylor	1	0	8	0	0	0	0	0	0	0	0	0	0	0	0	0	1	0	0	0	0
		TOTALS				0	0	0	14	5	0	0	0	0	0	4	1	30	23	3	13	4	0

UNIF	GOALKEEPER	GP	MIN	SHTS	SVS	C/P	GA	GAA	PG	PA	SG	SA	W	L	SO
22	Kevin Hartman	2	180	8	3	8	3	1.50	0	0	2	4	0	2	1
	TOTALS	2	180	8	3	8	3	1.50	0	0	2	4	0	2	1

LOS ANGELES GALAXY PLAYOFF RECAP

1998 LOS ANGELES GALAXY – PLAYOFF GAME-BY-GAME

Game	Date	Opponent	Result	Galaxy Goals (by #)	Goalkeeper	Attendance
1	10/01	DALLAS	6-1 win	2, 27, 10, 27, 19, 2	Hartman	10,047
2	10/04	at Dallas	3-2 win	17, 20,	Hartman	8,130
3	10/10	CHICAGO	0-1 loss	none	Hartman	25,107
4	10/16	at Chicago	1-2 shootout loss	<u>2</u>	Hartman	32,744

Goal Key: **bold** = game-winning goal, underline = game-tying goal, *italic* = penalty kick goal
 When two goalkeepers play in one game, all caps received decision.

1998 LOS ANGELES GALAXY – PLAYOFF LINEUPS

Date	Opp.	GK	Defenders	Midfielders	Forwards
10/01	DAL	Hartman	Franchino, Fraser, Caligiuri, Jolley	Machon, Peña (Hernandez '72), Jones, Cienfuegos (Calichman '77)	Hermosillo, Welton (Sanchez '70)
10/04	at DAL	Hartman	Franchino (Hendrickson '57), Fraser, Jolley, Caligiuri	Peña (Sanchez '63), Cienfuegos, Jones, Machon (Mathis '57)	Hermosillo, Welton
10/10	CHI	Hartman	Fraser, Jolley, Franchino (Mathis '85), Caligiuri (Hendrickson '68)	Peña (Sanchez '69), Machon, Jones, Cienfuegos	Hermosillo, Welton
10/16	at CHI	Hartman	Caligiuri (Welton '67), Jolley, Fraser, Franchino (Vanne '88)	Peña, Machon, Cienfuegos, Jones	Hermosillo (Mathis '79), Hendrickson

1998 LOS ANGELES GALAXY – MISC. PLAYOFF STATISTICAL BREAKDOWN

Goals	1	2	F	Shots	1	2	F
Galaxy	6	4	10	Galaxy	25	27	52
Opponent	2	3	5	Opponent	15	23	38
Shots on Goals	1	2	F	Time of Possession	1	2	F
Galaxy	18	11	29	Galaxy	81	75	156
Opponent	11	10	21	Opponent	66	67	133

Overall Record	2-2	When Leading At the Half.....	1-0	Outshooting Opponent.....	1-1
Home Record.....	1-1	When Tied At the Half	0-2	Outshot by Opponent.....	0-0
Road Record.....	1-1	When Trailing At the Half.....	1-0	Even Shots	1-1
Scoring First	1-0				
Opponent Scoring First.....	1-2				

1998 LOS ANGELES GALAXY FINAL PLAYOFF STATISTICS

UNF	POS	PLAYER	GP	GS	MIN	G	A	PTS	SHT	SOG	GW	GA	PG	PA	SG	SA	BK	FC	FS	OF	CK	C	E	CP
10	MID	Mauricio Cienfuegos	4	4	347	1	5	7	6	3	0	0	0	0	0	1	0	6	8	1	3	0	0	0
2	DEF	Danny Pena	4	4	294	3	0	6	5	3	0	0	0	0	0	0	0	5	4	0	0	2	0	8
27	FWD	Carlos Hermosillo	4	4	329	2	1	5	9	6	1	0	0	0	0	0	0	9	9	1	0	0	0	0
19	FWD	Welton	4	3	293	1	2	4	10	4	Q	0	0	0	1	1	0	3	6	2	0	0	0	0
20	DEF	Paul Caligiuri	4	4	315	1	1	3	4	3	0	0	0	0	0	0	0	4	4	1	0	1	0	4
18	MID	Martin Machon	4	4	327	0	3	3	2	1	0	1	0	0	0	1	0	7	3	0	11	1	0	3
17	DEF	Ezra Hendrickson	3	1	145	1	0	2	3	2	0	0	0	0	0	0	0	4	2	0	0	0	0	0
23	MID	Clint Mathis	3	0	49	1	0	2	2	1	1	0	0	0	0	0	0	3	0	0	0	0	0	0
13	MID	Cobi Jones	4	4	360	0	1	1	6	1	0	0	0	0	0	1	0	4	8	2	11	1	0	4
15	MID	Steve Jolley	4	4	360	0	1	1	1	1	0	1	0	0	0	0	0	5	5	0	0	0	0	0
	MID	Wellington Sanchez	3	0	68	0	0	0	3	1	0	0	0	0	0	0	0	1	4	1	6	0	0	0
4	DEF	Robin Fraser	4	4	360	0	0	0	1	0	0	0	0	0	0	0	0	2	4	0	0	1	0	4
22	GK	Kevin Hartman	4	4	360	0	0	0	0	0	0	0	0	0	0	0	0	0	0	0	0	0	0	0
16	DEF	Joe Franchino	4	4	320	0	0	0	0	0	0	0	0	0	0	0	1	8	6	0	0	2	0	8
23	MID	Daniel Hernandez	1	0	18	0	0	0	0	0	0	0	0	0	0	0	0	0	0	0	0	0	0	0
6	DEF	Dan Calichman	1	0	13	0	0	0	0	0	0	0	0	0	0	0	0	0	0	0	0	0	0	0
3	MID	Greg Vanney	1	0	2	0	0	0	0	0	0	0	0	0	0	1	0	0	0	0	0	0	0	0
	OTHERS		0	0	0	0	0	0	0	0	0	0	0	0	0	0	0	0	0	0	0	0	0	0
	TOTALS		10	14	34	52	26	2	2	2	2	2	0	0	1	5	1	61	63	8	31	8	0	31

UNF	GOALKEEPER	GP	MIN	SHTS	SVS	C/P	GA	GAA	PG	PA	SG	SA	W	L	SO	REC
22	Kevin Hartman	4	360	21	15	11	5	1.25	0	0	2	5	2	2	0	0-1
	TOTALS	4	360	21	15	11	5	1.25	0	0	2	5	2	2	0	0-1



THE OPPONENTS



HEAD-TO-HEAD

Chicago Fire

311 W. Superior
Suite #444
Chicago, IL 60610
TEL: (312) 705-7200
FAX: (312) 705-7393
www.chicago-fire.com

Founded: 1997

Home Field: Soldier Field (24,955)

MLS Cup Titles: 1998

Television: FOX Sports Chicago (cable)

Spanish Radio: WIND (560 AM)

Polish Radio: WNVR (1030 AM)

Colors: Navy blue, red and metallic silver

Directory

Investor-Operator Philip F. Anschutz
President Robert Sanderman
General Manager Peter Wilt
Head Coach Bob Bradley
Assistant Coaches Mike Jefferies, Denis Hamlett
Athletic Trainers Rich Monis, Jeff Hay
Equipment Manager Tony Watson
Director of Communications Adam Low

1999 Fire Leaders

1999: 18-14, 48 pts., 3rd in the West

Goals: Ante Razov, 14

Assists: Roman Kosecki, 10

Points: Razov, 35

Shots: Razov, 90

SOG: Razov, 49

GAA: Zach Thornton, 1.09

Wins: Thornton, 17

Losses: Thornton, 12

Shutouts: Thornton, 7

1999 Series Summary – Los Angeles won season series, 3-1

At Los Angeles

June 12, 1999	Los Angeles 2	Chicago 1
Sept. 11, 1999	Los Angeles 1	Chicago 0

Goalkeepers

Hartman/Thornton
Hartman/Thornton

GW/GT Goal

Simon Elliott
Cobi Jones

Attn.

18,102
28,316

At Chicago

April 17, 1999	Chicago 1	Los Angeles 0
July 31, 1999	Los Angeles 1	Chicago 0

Goalkeepers

Hartman/Thornton
Hartman/Thornton

GW/GT Goal

Lubos Kubik
Simon Elliott

Attn.

9,972
21,331

Totals	Scoring by Half			SOG by Half			Goalkeepers (Saves – Shots)	Total Attn.	Average Attn.
	1	2	F	1	2	F			
Los Angeles	3	1	4	11	6	17	Hartman (15-17)	46,418	23,209
Chicago	1	1	2	7	10	17	Thornton (12-17)	31,303	15,652

All-Time Series Summary

Season	Series Result	GF	GA	SOG F	SOG A
1998	Tied, 2-2 (1-1 in LA)	5 (1.3)	5 (1.3)	20 (5.0)	17 (4.3)
1999	Galaxy won, 3-1 (2-0 in LA)	4 (1.0)	2 (0.5)	17 (4.3)	17 (4.3)
Totals	Galaxy, 5-3 (3-1 in LA)	9 (1.3)	7 (0.9)	37 (4.6)	34 (4.3)

All-Time Series Facts

All-Time Series: Los Angeles leads, 5-3

Current Streak: Three Los Angeles wins

Biggest Los Angeles win: Five one goal wins

Biggest Chicago win: 3-1 on 5/30/98 at Chicago

1999 HEAD TO HEAD STATISTICS

LOS ANGELES GALAXY - INDIVIDUAL STATS

UNF	POS	PLAYER	GP	GS	MIN	G	A	PTS	SHT	SOG	GW	GA	PG	PA	SG	SA	BK	FC	FS	OF	CK	C	E	CP
12	M/F	Simon Elliott	3	2	254	2	1	5	6	2	2	0	0	0	0	0	0	3	3	0	1	0	0	0
10	MID	Mauricio Cienfuegos	4	4	360	0	2	2	8	2	0	2	0	0	0	0	0	4	8	0	0	0	0	0
14	MID	Clint Mathis	4	3	261	0	2	2	8	1	0	2	0	0	0	0	0	1	4	2	0	0	0	0
27	FWD	Carlos Hermosillo	2	2	158	1	0	2	4	3	0	0	0	0	0	0	0	4	1	2	0	0	0	0
21	M/F	Roy Myers	3	3	235	0	2	2	3	3	0	1	0	0	0	0	0	8	8	1	5	1	0	5
13	MID	Cobi Jones	2	2	180	1	0	2	2	1	1	0	0	0	0	0	0	1	6	1	2	0	0	0
3	MID	Greg Vanney	4	4	360	0	0	0	4	1	0	0	0	0	0	0	0	3	0	0	8	0	0	0
2	DEF	Danny Pena	3	3	270	0	0	0	4	2	0	0	0	0	0	0	0	7	4	0	0	0	0	0
17	DEF	Ezra Hendrickson	4	4	347	0	0	0	2	1	0	0	0	0	0	0	0	5	4	0	0	0	0	0
20	DEF	Paul Caligiuri	4	4	321	0	0	0	2	0	0	0	0	0	0	0	0	8	5	0	0	1	1	3
5	MID	Steve Jolley	3	2	196	0	0	0	1	0	0	0	0	0	0	0	0	1	4	1	0	0	0	0
16	DEF	Joe Franchino	3	2	170	0	0	0	1	1	0	0	0	0	0	0	0	2	1	1	0	0	0	0
22	GK	Kevin Hartman	4	4	360	0	0	0	0	0	0	0	0	0	0	0	0	0	1	0	0	0	0	0
4	DEF	Robin Fraser	1	1	90	0	0	0	0	0	0	0	0	0	0	0	0	0	0	0	0	0	0	0
7	DEF	Zak Ibsen	3	0	76	0	0	0	0	0	0	0	0	0	0	0	0	2	0	1	0	0	0	0
29	FWD	Seth George	2	0	13	0	0	0	0	0	0	0	0	0	0	0	0	2	0	0	0	0	0	0
		Others				0	0	0	3	0	0	0	0	0	0	0	0	4	6	0	0	0	0	0
		Totals				4	7	15	48	17	3	5	0	0	0	0	0	55	55	9	16	2	1	8

LOS ANGELES GALAXY - INDIVIDUAL GOALKEEPING


UNF	GOALKEEPER	GP	MI	SHTS	SVS	C/P	GA	GAA	PG	PA	SG	SA	W	L	SO	SHO REC
22	Kevin Hartman	4	360	17	15	9	2	0.5	0	0	0	0	3	1	2	0-0
	Totals	4	360	17	15	9	2	0.5	0	0	0	0	3	1	2	0-0

CHICAGO FIRE - INDIVIDUAL STATS

UNF	POS	PLAYER	GP	GS	MIN	G	A	PTS	SHT	SOG	GW	GA	PG	PA	SG	SA	BK	FC	FS	OF	CK	C	E	CP
16	FWD	Josh Wolff	4	2	206	1	0	2	6	3	0	0	0	0	0	0	0	5	1	2	0	0	0	0
5	DEF	Lubos Kubik	2	2	180	1	0	2	3	1	1	0	0	0	0	0	0	2	1	0	0	0	0	0
12	FWD	Ante Razov	4	4	345	0	1	1	13	6	0	0	0	0	0	0	0	5	4	7	1	1	0	3
11	FWD	Roman Kosecki	3	3	259	0	1	1	5	3	0	1	0	0	0	0	0	4	8	1	4	1	0	0
8	MID	Diego Gutierrez	4	4	356	0	0	0	5	2	0	0	0	0	0	0	0	7	10	1	0	0	0	0
15	MID	Jesse Marsch	4	4	360	0	0	0	4	1	0	0	0	0	0	0	0	8	3	0	3	1	0	4
10	MID	Peter Nowak	4	4	360	0	0	0	4	0	0	0	0	0	0	0	0	6	8	0	7	1	0	4
9	M/F	Jerzy Pokbrozny	4	4	347	0	0	0	4	1	0	0	0	0	0	0	0	8	3	0	7	0	0	0
41	M/F	Frank Klopas	2	1	58	0	0	0	1	0	0	0	0	0	0	0	1	1	0	0	0	1	0	4
20	DEF	Francis Okaroh	4	4	360	0	0	0	0	0	0	0	0	0	0	0	0	4	3	0	0	3	0	14
18	GK	Zach Thorton	4	4	360	0	0	0	0	0	0	0	0	0	0	0	0	0	0	0	0	1	0	4
6	DEF	Tom Soehn	3	3	251	0	0	0	0	0	0	0	0	0	0	0	0	3	3	0	0	1	0	4
14	MID	Chris Armas	2	2	180	0	0	0	0	0	0	0	0	0	0	0	0	1	3	0	0	0	0	0
2	DEF	C.J. Brown	2	2	168	0	0	0	0	0	0	0	0	0	0	0	0	2	1	0	0	0	0	0
17	DEF	Andrew Lewis	2	1	102	0	0	0	0	0	0	0	0	0	0	0	0	2	2	0	0	0	0	0
21	FWD	Dema Kovalenko	2	0	10	0	0	0	0	0	0	0	0	0	0	0	0	0	0	0	0	0	0	0
		Others				0	0	0	1	0	0	0	0	0	0	0	0	2	2	0	0	0	0	0
		Totals				2	2	6	46	17	1	1	0	0	0	0	1	60	52	11	22	10	0	37

CHICAGO FIRE - INDIVIDUAL GOALKEEPING

UNF	GOALKEEPER	GP	MI	SHTS	SVS	C/P	GA	GAA	PG	PA	SG	SA	W	L	SO	SHO REC
18	Zach Thorton	4	360	17	12	11	4	1.00	0	0	0	0	1	3	1	0-0
	Totals	4	360	17	12	11	4	1.00	0	0	0	0	1	3	1	0-0



HEAD-TO-HEAD

Colorado Rapids

555 17th Street – Suite 3350
 Denver, Colorado 80202
 TEL: (303) 299-1570
 FAX: (303) 299-1580
 www.coloradorapids.com

Founded: 1996

Home Field: Mile High Stadium (17,500)

MLS Cup Titles: None

Television: FOX Sports Rocky Mountain

Radio: KKFN (95 FM), KMXA (1090 AM)

Colors: Blue, gold, green and black

Directory

Investor-Operator Philip F. Anschutz
President..... Roy Kline
General Manager..... Dan Counce
Head Coach..... Glenn Myenick
Assistant Coach..... Rene Miramontes
Trainer..... Jay Mellette
Director of Public Relations Ben Grossman

1999 Rapids Leaders

1999: 20-12, 48 pts., 4th in the West

Goals: Jorge Dely Valdes, 10

Assists: Ross Paule, 9

Points: Dely Valdes, 26

Shots: Dely Valdes, 70

SOG: Wolde Harris, 36

GAA: Marcus Hahnemann, 1.08

Wins: Hahnemann & Ian Feuer, 10

Losses: Feuer, 9

Shutouts: Feuer, 8

1999 Series Summary – Tied the season series, 2-2

At Los Angeles

March 20, 1999 Los Angeles 2 Colorado 1 (SO)

Sept. 29, 1999 Los Angeles 4 Colorado 0

Goalkeepers

Hartman/Hahnemann

Hartman/Feuer

GW/GT Goal

Ross Paule

Steve Jolley

Attn.

17,343

10,098

At Colorado

July 28, 1999 Colorado 1 Los Angeles 0

Sept. 18, 1999 Colorado 1 Los Angeles 0

Goalkeepers

Hartman/Feuer

Hartman/Feuer

GW/GT Goal

J. Dely Valdes

J. Dely Valdes

Attn.

5,018

8,952

Totals	Scoring by Half			SOG by Half			Goalkeepers (Saves – Shots)	Total Attn.	Average Attn.
	1	2	F	1	2	F			
Los Angeles	3	2	5	8	15	23	Hartman (7-10)	27,441	13,721
Colorado	3	0	3	6	4	10	Hahnemann (5-6)/Feuer (9-17)	13,970	6,985

All-Time Series Summary

Season	Series Result	GF	GA	SOG F	SOG A
1996	Tied, 2-2 (1-1 in LA)	6 (1.5)	5 (1.3)	31 (7.8)	32 (8.0)
1997	Galaxy won, 3-1 (2-0 in LA)	7 (1.8)	5 (1.3)	32 (8.0)	19 (4.8)
1998	Galaxy won, 4-0 (2-0 in LA)	16 (4.0)	6 (1.5)	29 (7.3)	29 (7.3)
1999	Tied, 2-2 (2-0 in LA)	5 (1.3)	3 (.75)	23 (5.8)	10 (2.5)
Totals	Galaxy, 11-5 (7-1 in LA)	34 (2.1)	19 (1.2)	115 (7.2)	90 (5.6)

All-Time Series Facts

All-Time Series: Los Angeles leads, 11-5

Current Streak: One Los Angeles win

Biggest Los Angeles win: 6-1 on 8/5/98 at Colorado


Biggest Colorado win: Five wins by one goal

1999 LOS ANGELES GALAXY TRANSACTIONS

January 4, 1999	Acquired New England's 1999 second round draft pick (13 th overall) in the college draft and first round (1 st overall) in supplemental draft in exchange for defender Dan Calichman .
February 7, 1999	Galaxy selected six players in the MLS College and Supplemental Drafts held in Ft. Lauderdale, Florida. The Galaxy picked D Tony Soto , F Seth George , M Sam Franklin , in the college draft. Los Angeles also selected D Gabe Eastman , D Orlando Perez and M John Jones in the supplemental draft.
February 18, 1999	Acquired defender/midfielder Zak Ibsen from the Chicago Fire in exchange for the Galaxy's second round college draft pick in the 2001 draft.
February 27, 1999	17 year-old Ecuadorian midfielder Jaime Caicedo Estupiñan allocated to the Galaxy. Waived defender Orlando Perez and midfielder John Jones .
March 9, 1999	Forward Marvin Quijano signed with U.S. Project-40 and was subsequently assigned to the Galaxy from Rio Hondo Community College. Galaxy resigns midfielder John Jones .
April 1, 1999	Los Angeles waived forward Jose Vasquez .
April 22, 1999	Los Angeles Galaxy relieved Octavio Zambrano of his duties as head coach. Galaxy name U.S. Under-20 National Team and UCLA coach Sigi Schmid as the club's new head coach.
May 19, 1999	Galaxy released Ecuadorian midfielder Jaime Caicedo Estupiñan .
May 22, 1999	Los Angeles Galaxy signed New Zealand National Team midfielder and former Stanford University All-American Simon Elliott . Elliott will fill the fourth and final foreign player slot on the Galaxy roster.
June 1, 1999	Acquired Costa Rican Midfielder Roy Myers from the NY/NJ MetroStars in exchange for Brazilian forward Welton .
June 10, 1999	Los Angeles Galaxy released forward Lawrence Lozzano in order to make room on the roster for returning forward Carlos Hermosillo , who completed his commitments with Necaxa of the Mexican First Division.
June 11, 1999	Galaxy comes to terms with second round (13 th overall) college draft pick and former UCLA standout Seth George . Galaxy released defender Tony Soto to make room for George on 20-man roster.
August 11, 1999	MLS assigned U.S. Project-40 player DaMarcus Beasley to the L.A. Galaxy as the club's third project-40 player. The 17-year old speedy midfielder originally signed with Project-40 on March 16.
August 13, 1999	Los Angeles Galaxy acquired Midfielder Jorge Salcedo from the Tampa Bay Mutiny in exchange for Midfielder Daniel Hernandez .
September 2, 1999	Galaxy called up goalkeeper Jim Welch from US Project-40 to be the backup netminder for Los Angeles after Matt Reis was sidelined due to an abdominal strain.
October 1, 1999	Goalkeeper Matt Reis underwent successful surgery to repair a sports hernia. Surgery was performed by Galaxy team doctor, Dr. Ronald Kvitne.
September 24, 1999	Galaxy called up goalkeeper Mike Littman to be the backup netminder and released Jim Welch .
October 6, 1999	Galaxy signed goalkeeper Bill May from the Seattle Sounders to serve as backup keeper to Kevin Hartman. In addition, Los Angeles releases netminder Mike Littman .
October 16, 1999	Galaxy signed netminder David Winner off waivers and released backup goalkeeper Bill May .



Roy Myers



Simon Elliott

1999 HEAD TO HEAD STATISTICS

LOS ANGELES GALAXY - INDIVIDUAL STATS

UNF	POS	PLAYER	GP	GS	MIN	G	A	PTS	SHT	SOG	GW	GA	PG	PA	SG	SA	BK	FC	FS	OF	CK	C	E	CP
13	MID	Cobi Jones	3	3	247	2	0	4	9	8	0	0	0	0	0	0	0	1	9	2	0	0	0	0
14	MID	Clint Mathis	4	3	315	1	1	3	9	2	0	0	0	0	1	1	0	8	6	2	2	1	0	3
29	FWD	Seth George	3	1	87	1	0	2	3	3	0	0	0	0	0	0	0	2	1	3	0	0	0	0
5	MID	Steve Jolley	2	1	99	1	0	2	1	1	1	0	0	0	0	0	0	1	0	0	0	0	0	0
3	MID	Greg Vanney	4	4	360	0	1	1	4	1	0	1	0	0	0	0	0	4	4	0	15	0	0	0
10	MID	Mauricio Cienfuegos	4	3	307	0	1	1	4	0	0	0	0	0	0	0	0	4	1	0	0	1	0	4
16	DEF	Joe Franchino	3	3	188	0	1	1	3	0	0	0	0	0	0	0	0	1	2	0	0	0	0	0
17	DEF	Ezra Hendrickson	3	3	253	0	1	1	1	0	0	0	0	0	0	0	0	5	2	0	0	1	0	5
25	FWD	Marvin Quijano	1	0	23	0	1	1	1	0	0	0	0	0	0	0	0	1	0	1	0	0	0	0
27	FWD	Carlos Hermosillo	2	2	165	0	0	0	6	3	0	0	0	0	0	0	0	2	1	3	0	0	0	0
12	M/F	Simon Elliott	3	2	211	0	0	0	5	0	0	0	0	0	0	0	0	2	0	2	0	0	0	0
21	M/F	Roy Myers	3	3	230	0	0	0	3	2	0	0	0	0	0	0	0	6	4	3	0	1	0	5
7	DEF	Zak Ibsen	3	1	116	0	0	0	3	1	0	0	0	0	0	0	0	1	0	0	2	1	0	4
2	DEF	Danny Pena	2	2	180	0	0	0	2	0	0	0	0	0	0	0	0	1	4	0	0	1	0	4
20	DEF	Paul Caligiuri	3	3	270	0	0	0	1	0	0	0	0	0	0	1	0	4	8	0	0	1	0	5
22	GK	Kevin Hartman	4	4	360	0	0	0	0	0	0	0	0	0	0	0	0	0	1	0	0	0	0	0
4	DEF	Robin Fraser	3	3	267	0	0	0	0	0	0	0	0	0	0	0	0	3	4	0	0	0	0	0
6	DEF	Gabe Eastman	1	0	3	0	0	0	0	0	0	0	0	0	0	0	0	0	0	0	0	0	0	0
		Others				0	1	1	2	2	0	0	0	0	2	2	0	7	8	3	3	1	0	4
		Totals				5	7	17	57	23	1	1	0	0	3	4	0	53	55	19	22	8	0	34

LOS ANGELES GALAXY - INDIVIDUAL GOALKEEPING

UNF	GOALKEEPER	GP	MIN	SHTS	SVS	C/P	GA	GAA	PG	PA	SG	SA	W	L	SO	SHO REC
22	Kevin Hartman	4	360	10	7	12	3	0.75	0	0	1	4	2	2	1	1-0
	Totals	4	360	10	7	12	3	0.75	0	0	1	4	2	2	1	1-0

COLORADO RAPIDS - INDIVIDUAL STATS

UNF	POS	PLAYER	GP	GS	MIN	G	A	PTS	SHT	SOG	GW	GA	PG	PA	SG	SA	BK	FC	FS	OF	CK	C	E	CP
11	FWD	Jorge Dely Valdes	4	4	311	2	1	5	8	5	2	0	0	0	0	0	0	6	6	3	0	1	0	4
20	MID	Ross Paule	4	4	343	1	1	3	4	2	0	1	0	0	0	0	1	6	3	0	6	1	0	4
22	MID	Joey DiGiamarino	4	4	355	0	1	1	5	2	0	0	0	0	0	1	0	4	7	1	0	1	0	4
7	MID	David Vaudreuil	4	4	360	0	1	1	2	0	0	1	0	0	1	1	0	2	5	0	0	0	0	0
9	M/D	Paul Bravo	3	3	251	0	1	1	2	0	0	1	0	0	0	0	0	6	5	5	0	0	0	0
2	MID	Matt McKeon	2	2	180	0	1	1	2	0	0	1	0	0	0	0	0	9	2	0	0	1	0	4
13	DEF	Wolde Harris	4	2	215	0	0	0	5	1	0	0	0	0	0	1	0	6	2	0	0	0	0	0
17	FWD	Marcelo Balboa	3	3	270	0	0	0	3	0	0	0	0	0	0	0	1	2	2	0	0	1	0	4
15	DEF	Tahj Jakins	3	2	201	0	0	0	3	0	0	0	0	0	0	0	0	3	2	0	0	0	0	0
10	DEF	Anders Limpar	2	2	164	0	0	0	2	0	0	0	0	0	0	0	0	2	3	1	9	0	0	0
6	MID	Peter Vermes	4	4	360	0	0	0	1	0	0	0	0	0	0	1	1	3	4	0	0	0	0	0
8	DEF	Tim Martin	3	3	270	0	0	0	1	0	0	0	0	0	0	0	0	5	5	0	0	2	0	9
16	DEF	Darren Sawatzky	2	1	55	0	0	0	1	0	0	0	0	0	0	0	0	1	1	1	0	0	0	0
24	M/F	Ian Feuer	3	3	270	0	0	0	0	0	0	0	0	0	0	0	0	0	0	0	0	1	0	2
14	GK	Chris Martinez	2	1	95	0	0	0	0	0	0	0	0	0	0	0	1	1	0	0	0	0	0	0
5	DEF	Jason Bent	1	1	90	0	0	0	0	0	0	0	0	0	0	0	2	2	0	0	0	1	0	4
1	MID	Marcus Hahnemann	1	1	90	0	0	0	0	0	0	0	0	0	0	0	0	0	0	0	0	0	0	0
12	GK	Marquis White	3	0	47	0	0	0	0	0	0	0	0	0	0	0	0	1	0	1	0	0	0	0
23	FWD	Kevin Anderson	2	0	33	0	0	0	0	0	0	0	0	0	0	0	0	0	0	0	1	0	0	0

COLORADO RAPIDS - INDIVIDUAL GOALKEEPING

UNF	GOALKEEPER	GP	MIN	SHTS	SVS	C/P	GA	GAA	PG	PA	SG	SA	W	L	SO	SHO REC
1	Marcus Hahnemann	1	90	6	5	3	1	1.00	0	0	3	4	0	1	0	0-1
24	Ian Feuer	3	270	17	9	12	4	1.33	0	0	0	0	2	1	2	0-0
	Totals	4	360	23	14	15	5	1.25	0	0	3	4	2	2	2	0-1



HEAD-TO-HEAD

Dallas Burn

2602 McKinney Avenue
Dallas, Texas 75204
TEL: (214) 979-0303
FAX: (214) 979-1118
www.burnsoccer.com

Founded: 1996

Home Field: Cotton Bowl (22,528)

MLS Cup Titles: None

Television: FOX Sports Southwest (cable)

Radio: KTCY (104.9 FM), KESS (1270 AM)

Colors: Red, black and green

Directory

Investor-Operator Major League Soccer
President and General Manager Billy Hicks
Head Coach Dave Dir
Assistant Coach Oscar Pisano
Trainer Tommy Alva
Equipment Manager Kevin Harter
Director of Media Services Chris Ward

1999 Burn Leaders

1999: 19-13, 51 pts., 2nd in the West

Goals: Jason Kreis, 18

Assists: Kreis, 15

Points: Kreis, 51

Shots: Kreis, 114

SOG: Kreis 57

GAA: Matt Jordan, 1.08

Wins: Jordan, 17

Losses: Jordan, 11

Shutouts: Jordan, 11

1999 Series Summary – Tied the season series, 2-2

At Los Angeles

March 28, 1999 Los Angeles 1 Dallas 0 (SO)

August 14, 1999 Los Angeles 2 Dallas 0

Goalkeepers

Hartman/Jordan

Hartman/Jordan

GW/GT Goal

None

E. Hendrickson

Attn.

27,034

14,635

At Dallas

August 28, 1999 Dallas 1

Los Angeles 0

October 3, 1999 Dallas 4

Los Angeles 3

Goalkeepers

Hartman/Jordan

Hartman/Jordan

GW/GT Goal

Ariel Graziani

Richard Farrer

Attn.

14,033

13,206

Totals

Scoring by Half

1 2 F

SOG by Half

1 2 F

Goalkeepers

(Saves – Shots)

Total

Attn.

Average

Attn.

Los Angeles

4 1 5

10 7 17

Hartman (28-34)

41,669

20,835

Dallas

1 4 5

13 21 34

Jordan (14-17)

27,241

13,621

All-Time Series Summary

Season	Series Result	GF	GA	SOG F	SOG A
1996	Tied, 2-2 (1-1 in LA)	8 (2.0)	10 (2.5)	37 (9.3)	44 (11.0)
1997	Galaxy won, 3-1 (1-1 in LA)	9 (2.3)	3 (0.8)	38 (9.5)	23 (5.8)
1998	Galaxy won, 3-1 (2-0 in LA)	15 (3.8)	5 (1.3)	39 (9.8)	20 (5.0)
1999	Tied, 2-2, (2-0 in LA)	5 (1.5)	5 (1.5)	17 (4.3)	34 (8.5)
Totals	Galaxy, 10-6 (6-2 in LA)	38 (2.4)	23 (1.4)	131 (8.2)	121 (7.6)

All-Time Series Facts

All-Time Series: Los Angeles leads, 10-6

Current Streak: Two Dallas wins

Biggest Los Angeles win: 8-1 on 6/4/98 at Dallas

Biggest Colorado win: Two wins by three goals

1999 HEAD TO HEAD STATISTICS

LOS ANGELES GALAXY - INDIVIDUAL STATS

UNF	POS	PLAYER	GP	GS	MIN	G	A	PTS	SHT	SOG	GW	GA	PG	PA	SG	SA	BK	FC	FS	OF	CK	C	E	CP
27	FWD	Carlos Hermosillo	2	2	180	2	0	4	5	4	0	0	0	0	0	0	0	3	3	0	0	0	0	0
14	MID	Clint Mathis	2	2	180	0	2	2	7	2	0	0	0	0	1	1	0	3	4	2	0	0	0	0
17	DEF	Ezra Hendrickson	2	1	101	1	0	2	1	1	1	0	0	0	0	0	0	2	1	0	0	0	0	0
10	MID	Mauricio Cienfuegos	3	3	270	0	1	1	2	0	0	0	0	0	0	0	0	4	3	0	0	0	0	0
12	M/F	Simon Elliott	3	2	189	0	1	1	2	1	0	0	0	0	0	0	0	2	1	0	0	2	0	7
2	DEF	Danny Pena	4	4	360	0	0	0	7	1	0	0	0	0	0	0	0	8	5	0	0	1	0	4
13	MID	Cobi Jones	4	4	360	0	0	0	6	2	0	0	0	1	1	1	0	9	12	2	0	2	0	6
3	MID	Greg Vanney	4	4	360	0	0	0	5	1	0	0	0	0	1	1	0	4	3	0	24	0	0	0
7	DEF	Zak Ibsen	4	3	204	0	0	0	2	1	0	0	0	0	0	0	0	4	2	0	1	1	0	4
21	M/F	Roy Myers	2	2	180	0	0	0	2	2	0	0	0	0	0	0	0	6	5	1	0	1	0	5
20	DEF	Paul Caligiuri	4	4	334	0	0	0	1	0	0	0	0	0	0	0	0	7	2	0	2	1	0	4
4	DEF	Robin Fraser	3	2	209	0	0	0	1	1	0	0	0	0	0	0	1	7	0	0	0	0	0	0
25	FWD	Marvin Quijano	2	1	87	0	0	0	1	0	0	0	0	0	0	0	0	0	3	0	0	0	0	0
22	GK	Kevin Hartman	4	4	360	0	0	0	0	0	0	0	0	0	0	0	0	0	1	0	0	0	0	0
5	MID	Steve Jolley	3	2	214	0	0	0	0	0	0	0	0	0	0	0	0	7	3	0	0	1	0	4
16	DEF	Joe Franchino	3	2	163	0	0	0	0	0	0	0	0	0	0	0	0	5	2	0	0	0	0	0
8	FWD	Jose Botello	1	0	13	0	0	0	0	0	0	0	0	0	0	0	0	0	0	1	0	0	0	0
		Own-Goals Received				2																		
		Others				0	0	0	2	1	0	0	0	0	0	2	0	5	6	1	4	0	0	0
		Totals				5	4	10	44	17	1	0	0	1	3	5	1	76	56	7	31	9	0	34

LOS ANGELES GALAXY - INDIVIDUAL GOALKEEPING

UNF	GOALKEEPER	GP	MIN	SHTS	SVS	C/P	GA	GAA	PG	PA	SG	SA	W	L	SO	REC
22	Kevin Hartman	4	360	32	26	8	5	1.25	1	2	2	5	2	2	2	1-0
	Totals	4	360	32	26	8	5	1.25	1	2	2	5	2	2	2	1-0

DALLAS BURN - INDIVIDUAL STATS

UNF	POS	PLAYER	GP	GS	MIN	G	A	PTS	SHT	SOG	GW	GA	PG	PA	SG	SA	BK	FC	FS	OF	CK	C	E	CP
9	MID	Jason Kreis	4	4	360	2	2	6	12	7	0	2	1	2	0	0	0	8	10	1	5	1	0	5
15	MID	Chad Deering	2	2	180	1	0	2	5	3	0	0	0	0	0	0	0	5	1	0	0	0	0	0
20	FWD	Ariel Graziani	2	2	178	1	0	2	4	4	1	0	0	0	0	0	0	4	7	3	0	0	0	0
18	M/D	Richard Farrer	3	3	270	1	0	2	2	1	1	0	0	0	1	1	0	1	1	0	0	0	0	0
16	MID	Temoc Suarez	2	1	135	0	1	1	2	1	0	1	0	0	0	1	0	2	4	0	2	0	0	0
41	M/F	Ted Eck	4	4	360	0	0	0	9	5	0	0	0	0	1	1	0	5	6	0	1	0	0	0
8	MID	Oscar Pareja	4	4	356	0	0	0	4	2	0	0	0	0	0	1	0	5	13	2	10	0	0	0
23	MID	Sergi Daniv	3	3	245	0	0	0	4	2	0	0	0	0	0	0	0	5	4	0	1	0	0	0
4	MID	Paul Broome	2	1	159	0	0	0	3	2	0	0	0	0	0	0	0	0	5	1	0	0	0	0
17	M/D	Jorge Rodriguez	4	4	360	0	0	0	2	1	0	0	0	0	0	0	0	3	5	0	0	0	0	0
12	DEF	Brandon Pollard	3	3	270	0	0	0	1	0	0	0	0	0	0	0	0	5	8	0	0	1	0	5
17	M/D	Mark Santel	3	3	138	0	0	0	1	1	0	0	0	0	0	0	0	2	1	0	0	0	0	0
13	MID	Brian Haynes	3	1	92	0	0	0	1	0	0	0	0	0	0	1	0	3	1	0	2	0	0	0
5	MID	Kirk Wilson	1	0	18	0	0	0	1	0	0	0	0	0	0	0	0	0	0	0	0	0	0	0
10	FWD	Dante Washington	2	0	2	0	0	0	1	1	0	0	0	0	0	0	0	0	0	0	0	0	0	0
22	GK	Matt Jordan	4	4	360	0	0	0	0	0	0	0	0	0	0	0	0	0	1	0	0	0	0	0
2	DEF	Eric Dade	3	3	270	0	0	0	0	0	0	0	0	0	0	0	0	3	2	0	0	0	0	0
19	FWD	Bobby Rhine	1	0	25	0	0	0	0	0	0	0	0	0	0	0	0	0	2	0	0	0	0	0
11	FWD	John Jairo Trellez	1	0	13	0	0	0	0	0	0	0	0	0	0	0	0	0	0	0	0	0	0	0
		Others				0	0	0	2	2	0	0	0	0	0	0	0	6	3	4	0	0	0	0
		Totals				5	3	13	54	32	2	3	1	2	2	5	0	57	74	1	21	2	0	10

DALLAS BURN - INDIVIDUAL GOALKEEPING

UNF	GOALKEEPER	GP	MIN	SHTS	SVS	C/P	GA	GAA	PG	PA	SG	SA	W	L	SO	REC
22	Matt Jordan	4	360	17	14	5	5	1.25	0	1	3	5	2	2	2	0-1
	Totals	4	360	17	14	5	5	1.25	0	1	3	5	2	2	2	0-1

1999 Western Conference Team Statistics

DALLAS BURN - FINAL 1999 REGULAR SEASON INDIVIDUAL STATS

UNF	POS	PLAYER	GP	GS	MIN	G	A	PTS	SHT	SOG	GW	GA	PG	PA	SG	SA	BK	FC	FS	OF	CK	C	E	CP
9	MID	Jason Kreis	32	32	2815	18	15	51	114	57	6	7	1	2	0	0	0	49	58	29	79	5	0	22
15	MID	Chad Deering	25	22	1936	4	7	15	39	22	0	0	0	0	0	2	0	39	24	0	11	2	0	7
8	MID	Oscar Pareja	27	25	1954	4	6	14	32	17	2	2	1	1	0	2	0	37	59	7	37	3	0	13
10	FWD	Dante Washington	21	10	989	4	4	12	36	18	1	1	0	0	0	0	0	20	21	15	0	0	0	0
41	M/F	Ted Eck	31	25	2290	4	3	11	27	13	0	3	0	0	3	4	1	35	42	0	1	4	0	18
20	FWD	Ariel Graziani	8	8	692	4	1	9	23	12	2	0	0	0	0	0	0	11	17	12	0	1	0	2
		with N 3	3	3	243	0	0	0	4	2	0	0	0	0	0	0	0	8	4	3	1	1	0	4
		TOTALS	11	11	935	4	1	9	27	14	2	0	0	0	0	0	0	19	21	15	1	2	0	6
17	M/D	Jorge Rodriguez	30	28	2538	3	3	9	20	10	2	1	0	0	2	3	2	33	28	3	4	3	0	11
11	FWD	John Jairo Trellez	17	9	792	3	2	8	16	7	0	1	0	0	2	4	0	10	16	15	1	0	0	0
7	M/D	Mark Santel	26	22	1779	1	6	8	13	9	0	2	0	0	3	4	0	19	23	11	6	1	0	0
18	M/D	Richard Farrer	30	29	2608	2	1	5	7	4	1	0	0	0	4	8	1	14	16	0	0	1	1	4
19	FWD	Bobby Rhine	16	4	488	2	1	5	4	2	1	0	0	0	1	2	0	4	7	11	0	0	0	0
4	MID	Paul Broome	13	5	627	1	2	4	12	8	0	1	0	0	0	0	0	10	15	4	0	2	0	8
13	MID	Brian Haynes	18	3	532	1	2	4	6	1	0	1	0	0	1	5	0	10	8	0	8	1	1	4
16	MID	Temoc Suarez	17	11	944	1	1	3	11	5	0	1	0	0	0	2	1	15	16	2	10	4	0	15
23	MID	Sergi Daniv	13	12	1015	0	2	2	16	8	0	0	0	0	2	3	0	26	15	0	1	4	0	15
12	DEF	Brandon Pollard	31	31	2790	0	2	2	5	0	0	1	0	0	0	1	4	40	34	1	0	5	0	21
22	GK	Matt Jordan	29	29	2584	0	1	1	0	0	0	1	0	0	0	0	0	1	3	0	0	1	1	4
5	MID	Kirk Wilson	5	2	222	0	0	0	3	1	0	0	0	0	0	0	0	5	2	0	0	0	0	0
2	DEF	Eric Dade	24	19	1630	0	0	0	1	0	0	0	0	0	0	1	2	26	11	0	0	5	1	16
21	MID	Lazo Alavanja	1	0	45	0	0	0	1	0	0	0	0	0	0	0	0	0	0	0	0	0	0	0
1	GK	Mark Dodd	6	3	296	0	0	0	0	0	0	0	0	0	0	0	0	0	0	0	0	0	0	0
		Own-goals received	0	0	0	1	0	0	0	0	0	0	0	0	0	0	0	0	0	0	0	0	0	0
		OTHERS	0	0	0	1	7	9	27	11	1	3	0	0	1	4	1	44	31	5	1	3	1	12
		TOTALS	0	0	0	54	66	172	413	205	16	25	2	3	19	45	12	448	446	115	159	45	5	172

DALLAS BURN - FINAL 1999 REGULAR SEASON INDIVIDUAL GOALKEEPING

UNF	GOALKEEPER	GP	MIN	SHTS	SVS	C/P	GA	GAA	PG	PA	SG	SA	W	L	SO	SHO REC
22	Matt J Jordan	29	2584	172	133	124	31	1.08	0	2	18	36	17	11	11	2-5
1	Mark Dodd	6	296	23	18	21	4	1.22	0	0	3	7	2	2	1	1-1
	TOTALS	35	2880	195	151	145	35	1.09	0	2	21	43	19	13	12	3-6

COLORADO RAPIDS - FINAL REGULAR SEASON STATISTICS

UNF	POS	PLAYER	GP	GS	MIN	G	A	PTS	SHT	SOG	GW	GA	PG	PA	SG	SA	BK	FC	FS	OF	CK	C	E	CP
11	FWD	Jorge Dely Valdes	32	27	2415	10	6	26	70	28	7	1	0	0	0	0	0	32	61	31	1	2	0	8
13	FWD	Wolde Harris	29	24	2096	8	8	24	68	36	4	3	3	5	2	4	0	53	31	24	1	1	0	4
9	MID	Paul Bravo	25	23	1966	7	5	19	40	21	1	2	0	0	2	3	0	26	57	26	0	1	0	2
20	MID	Ross Paule	26	26	2231	3	9	15	33	9	1	5	0	0	1	4	2	38	25	1	34	1	0	4
10	MID	Anders Limpar	18	16	1358	2	6	10	20	5	0	2	0	0	1	1	0	35	34	3	78	4	1	15
22	MID	Joey DiGiamarino	26	21	1913	3	2	8	26	11	1	1	0	0	6	9	1	35	42	8	1	3	0	11
17	DEF	Marcelo Balboa	27	27	2430	1	2	4	33	6	0	1	0	0	0	0	2	26	15	0	0	1	0	4
23	MID	Kevin Anderson	17	11	920	1	2	4	16	7	0	2	0	0	0	0	0	14	10	2	2	0	1	0
1	GK	Marcus Hahnemann	13	13	1170	0	3	3	0	0	0	1	0	0	0	0	0	0	5	0	0	1	0	2
2	DEF	Matt McKeon	28	27	2415	0	2	2	29	10	0	1	0	0	3	8	2	80	31	0	0	9	0	34
16	M/F	Darren Sawatzky	14	5	494	1	0	2	11	2	0	0	0	0	0	0	0	10	6	2	1	2	0	7
5	MID	Jason Bent	18	16	1497	0	2	2	8	2	0	2	0	0	0	0	0	20	20	2	0	5	0	23
6	DEF	Peter Vermes	32	32	2880	0	2	2	7	0	0	1	0	0	0	2	1	29	38	2	35	5	0	18
7	M/D	David Vaudreuil	31	31	2774	0	1	1	17	6	0	1	0	0	3	7	0	37	41	3	2	2	0	8
12	FWD	Marquis White	22	2	441	0	1	1	10	2	0	0	0	0	0	0	0	21	19	0	1	4	0	18
8	DEF	Tim Martin	19	15	1295	0	1	1	4	0	0	0	0	0	0	0	0	19	9	1	0	2	0	7
15	DEF	Tahj Jakins	19	9	803	0	0	0	4	1	0	0	0	0	0	0	0	19	9	1	0	2	0	7
14	DEF	Chris Martinez	16	8	798	0	0	0	1	1	0	0	0	0	2	3	1	11	5	0	0	0	0	0
24	GK	Ian Feuer	19	19	1696	0	0	0	0	0	0	0	0	0	0	0	0	0	3	0	0	1	0	2
19	GK	Russell Payne	1	0	14	0	0	0	0	0	0	0	0	0	0	0	0	1	0	0	0	1	0	4
18	M/F	Guillermo Jara	2	0	6	0	0	0	0	0	0	0	0	0	0	0	0	0	0	0	0	0	0	0
		with TB	10	4	448	0	1	1	2	0	0	0	0	0	0	0	1	5	2	0	2	3	0	12
		Totals	12	4	454	0	1	1	2	0	0	0	0	0	0	0	1	5	2	0	2	3	0	12
		Own-goals received				2																		
		Totals				38	52	124	397	147	14	23	3	5	23	45	9	493	458	113	156	45	2	171

COLORADO RAPIDS - FINAL REGULAR SEASON STATISTICS

UNF	GOALKEEPER	GP	MIN	SHTS	SVS	C/P	GA	GAA	PG	PA	SG	SA	W	L	SO	SHO REC
1	Marcus Hahnemann	13	1170	85	68	60	14	1.08	0	1	10	20	10	3	4	2-2
24	Ian Feuer	19	1697	99	70	63	23	1.22	2	2	9	27	10	9	8	4-1
19	Russell Payne	1	14	2	0	0	2	12.86	1	1	0	0	0	0	0	0-0
	Totals	33	2880	186	138	123	39	1.22	3	4	19	47	20	12	12	6-3


1999 Western Conference Team Statistics

CHICAGO FIRE - FINAL REGULAR SEASON STATISTICS

UNF	POS	PLAYER	GP	GS	MIN	G	A	PTS	SHT	SOG	GW	GA	PG	PA	SG	SA	BK	FC	FS	OF	CK	C	E	CP
12	FWD	Ante Razov	30	24	2068	14	7	35	90	49	7	3	2	2	4	6	1	36	34	32	6	3	0	7
16	FWD	Josh Wolff	28	17	1775	10	2	22	55	34	1	1	0	0	1	3	0	18	20	20	0	2	0	8
10	MID	Peter Nowal	28	28	2480	6	8	20	35	15	1	2	0	0	2	3	0	50	61	5	91	4	0	15
5	DEF	Lubos Kubik	27	27	2387	5	8	18	42	12	3	1	1	3	0	2	1	36	32	0	2	6	2	23
9	M/F	Jerzy Podbrozny	29	28	2357	4	8	16	60	23	1	3	0	0	0	3	0	26	19	4	41	1	1	4
11	FWD	Roman Kosecki	25	23	1825	3	10	16	52	22	0	4	0	0	0	3	0	44	66	20	25	5	0	14
8	MID	Diego Gutierrez	28	25	2164	3	5	11	26	9	1	1	0	0	1	3	1	47	42	5	0	5	0	20
14	MID	Chris Armas	22	22	1935	1	5	7	20	7	0	2	0	0	1	3	0	40	35	0	1	4	0	14
21	FWD	Dema Kovalenko	11	1	291	3	0	6	8	7	0	0	0	0	2	2	0	5	11	1	0	0	0	0
15	MID	Jesse Marsch	29	27	2364	1	2	4	15	7	1	2	0	0	1	5	1	37	23	5	7	4	1	17
6	DEF	Tom Soehn	23	14	1359	1	1	3	3	1	0	0	0	0	1	6	0	18	29	0	0	2	0	7
2	DEF	C.J. Brown	26	26	2238	0	2	2	6	2	0	0	0	0	0	0	3	45	23	0	0	3	0	12
9	FWD	Paul Dougherty	9	5	469	0	2	2	6	2	0	2	0	0	1	2	0	7	10	0	3	0	0	0
		with TB	10	6	610	0	3	3	9	3	0	0	0	0	0	1	0	5	12	0	4	0	0	0
		Totals	19	11	1079	0	5	5	15	5	0	2	0	0	1	3	0	12	22	0	7	0	0	0
41	M/F	Frank Klopas	13	7	476	0	1	1	10	6	0	0	0	0	0	1	1	10	8	2	2	2	0	8
4	MID	Sam George	10	9	765	0	1	1	3	0	0	0	0	0	0	0	0	13	5	1	0	2	0	8
		with TB	17	17	1391	0	0	0	3	0	0	0	0	0	0	0	0	12	13	0	0	2	0	7
		Totals	27	26	2156	0	1	1	6	0	0	0	0	0	0	0	0	25	18	1	0	4	0	15
17	DEF	Andrew Lewis	9	3	363	0	1	1	1	0	0	0	0	0	0	0	0	6	3	0	0	0	0	0
13	MID	John Ball	9	4	480	0	0	0	5	2	0	0	0	0	0	0	0	7	8	2	0	2	0	8
20	DEF	Francis Okaroh	26	26	2269	0	0	0	3	0	0	0	0	0	0	0	0	41	20	0	0	6	0	25
22	FWD	Dan Stebbins	1	0	45	0	0	0	1	0	0	0	0	0	0	0	0	0	0	0	0	0	0	0
18	GK	Zach Thornton	30	30	2633	0	0	0	0	0	0	0	0	0	0	0	0	1	3	0	0	3	1	12
24	GK	Greg Sutton	3	2	247	0	0	0	0	0	0	0	0	0	0	0	0	0	1	0	0	0	0	0
19	DEF	Jeff Zaun	1	1	90	0	0	0	0	0	0	0	0	0	0	0	0	1	1	0	0	1	0	4
		OTHERS				0	0	0	7	3	0	0	0	0	0	1	0	7	5	1	0	0	0	0
		TOTALS				51	63	165	448	201	15	21	3	5	14	43	8	495	450	98	178	55	5	206

CHICAGO FIRE - FINAL REGULAR SEASON STATISTICS

UNF	GOALKEEPER	GP	MIN	SHTS	SVS	C/P	GA	GAA	PG	PA	SG	SA	W	L	SO	SHO REC
18	Zach Thornton	30	2633	137	99	93	32	1.09	2	3	20	44	17	12	7	3-5
24	Greg Sutton	3	247	19	14	9	4	1.46	0	0	0	0	1	2	0	0-0
	Totals	33	2880	156	113	102	36	1.13	2	3	20	44	18	14	7	3-5



ALL-TIME REGULAR SEASON STATISTICS

LOS ANGELES GALAXY ALL-TIME SCORING

PLAYER	POS	GP	GS	MIN	G	A	PTS	SHT	SOG
Cobi Jones	M	106	104	9227	41	34	116	226	132
Mauricio Cienfuegos	M	110	108	9646	27	56	110	166	90
Eduardo Hurtado	F	50	49	4270	30	11	71	160	92
Welton	F	69	48	4394	28	15	71	115	62
Harut Karapetyan	F	73	49	4039	18	9	45	153	74
Martin Machon	M	61	56	5025	10	20	40	93	45
Carlos Hermosillo	F	34	34	2810	14	15	43	77	46
Clint Mathis	M	57	35	3440	12	16	40	113	33
Greg Vanney	D	119	109	9665	9	14	32	121	43
Ezra Hendrickson	D	59	43	3988	9	12	30	37	30
Danny Peña	M	79	78	6555	4	9	17	88	30
Jose Vasquez	F	27	15	1415	6	2	14	33	19
Roy Myers	M	19	17	1418	4	6	14	21	15
Chris Armas	M	50	48	4009	4	6	14	42	18
Steve Jolley	M	65	54	4915	4	4	12	25	14
Guillermo Jara	M	37	8	1191	2	7	11	37	14
Paul Caligiuri	D	61	57	2275	3	4	10	28	10
Simon Elliott	M	23	18	1691	2	5	9	26	8
Mark Semoli	D	40	38	3468	3	2	8	24	15
Zak Ibsen	D	23	9	822	3	1	7	16	9
Joe Franchino	M	41	23	2052	0	7	7	21	9
Wellington Sanchez	M	12	9	688	1	4	6	15	8
Arash Noamouz	D	12	11	852	2	2	6	6	4
Jorge Salcedo	M	32	22	2130	2	1	5	12	7
Seth George	F	9	1	201	2	0	4	5	5
Jorge Campos	GK/F	43	43	3847	0	3	3	2	2
Robin Fraser	D	104	103	8963	1	1	3	12	3
Ante Razov	F	6	1	251	1	0	2	13	7
Brian Taylor	F	11	5	413	1	0	2	9	4
John Garvey	F	13	3	517	1	0	2	10	5
Brad Wilson	M	25	17	1191	1	0	2	10	3
Andrew Shue	M	5	0	96	0	1	1	0	0
Marvin Quijano	F	7	1	167	0	1	1	4	1
Jose Botello	F	10	0	191	0	1	1	5	1
Curt Onalfo	D	13	7	688	0	1	1	5	1
Daniel Hernandez	M	29	12	1311	0	1	1	22	11
Manny Motajo	D	20	16	1486	0	1	1	5	1
Dan Calichman	D	68	68	5902	0	1	1	16	5
Kevin Hartman	GK	69	64	5897	0	1	1	0	0
David Kramer	GK	24	17	1665	0	0	0	0	0
Matt Reis	GK	6	4	346	0	0	0	0	0
Lawrence Lozzano	M	7	2	264	0	0	0	2	1
Gerardo Laterza	M	4	1	128	0	0	0	0	0
John Jones	M	5	0	91	0	0	0	5	3
Peter Lak	D	2	1	33	0	0	0	0	0
David Quesada	F	1	0	9	0	0	0	1	0
Gabe Eastman	D	1	0	3	0	0	0	0	0

L.A. GALAXY ALL-TIME GOALKEEPING & LEADERS

GOALKEEPER	GP	MIN	SHTS	SVS	C/P	GA	GAA	W	L	SO	SHO REC
Kevin Hartman	67	5823	315	231	190	75	1.16	44	22	21	5-7
Jorge Campos	43	3686	224	164	131	51	1.25	25	14	8	3-2
Matt Reis	6	346	25	19	15	5	1.30	2	1	0	0-0
David Kramer	24	1665	138	91	61	35	1.89	8	12	3	3-5

Galaxy All-Time Leaders

Points

1. Cobi Jones	116
2. Mauricio Cienfuegos	110
3. Eduardo Hurtado	71
Welton	71
5. Harut Karapetyan	45
6. Carlos Hermosillo	43
7. Martin Machon	40
Clint Mathis	40
9. Greg Vanney	32
10. Ezra Hendrickson	30

Goals

1. Cobi Jones	41
2. Eduardo Hurtado	30
3. Welton	28
4. Mauricio Cienfuegos	27
5. Harut Karapetyan	18

Assists

1. Mauricio Cienfuegos	56
2. Cobi Jones	34
3. Martin Machon	20
4. Clint Mathis	16
5. Carlos Hermosillo	15
Welton	15

Games Played

1. Greg Vanney	119
2. Mauricio Cienfuegos	110
3. Cobi Jones	106
4. Robin Fraser	103
5. Danny Peña	79

Games Started

1. Greg Vanney	109
2. Mauricio Cienfuegos	108
3. Cobi Jones	104
4. Robin Fraser	103
5. Danny Peña	78

Minutes

1. Greg Vanney	9665
2. Mauricio Cienfuegos	9646
3. Cobi Jones	9227
4. Robin Fraser	8963
5. Danny Peña	6555

Defensive Scoring

1. Greg Vanney	9-14=32
2. Ezra Hendrickson	9-12=30
3. Paul Caligiuri	3-4=10
4. Mark Semioli	3-2=8
5. Zak Ibsen	3-1=7

Shots

1. Cobi Jones	226
2. Mauricio Cienfuegos	166
3. Eduardo Hurtado	160
4. Harut Karapetyan	153
5. Greg Vanney	121

Shots on Goal

1. Cobi Jones	132
2. Eduardo Hurtado	92
3. Mauricio Cienfuegos	90
4. Harut Karapetyan	74
5. Welton	62

Game-Winning Goals

1. Mauricio Cienfuegos	9
Cobi Jones	9
3. Eduardo Hurtado	8
Greg Vanney	8
5. Welton	5
Clint Mathis	5

Game-Winning Assists

1. Mauricio Cienfuegos	21
2. Cobi Jones	10
3. Ezra Hendrickson	6
Carlos Hermosillo	6
4. Martin Machon	5
Clint Mathis	5

LOS ANGELES GALAXY ALL-TIME LEADERS

Penalty Kick Goals

1. Mauricio Cienfuegos 10
2. Eduardo Hurtado 2
3. Greg Vanney 1

Shootout Goals

1. Greg Vanney 10
2. Cobi Jones 9
3. Mauricio Cienfuegos 7
4. Clint Mathis 5

Fouls Committed

1. Greg Vanney 187
2. Robin Fraser 133
3. Danny Peña 125
4. Chris Armas 90
5. Eduardo Hurtado 89

Fouls Suffered

1. Cobi Jones 281
2. Mauricio Cienfuegos 185
3. Welton 83
4. Dan Calichman 72
- Greg Vanney 72
5. Chris Armas 62
- Mark Semioli 62

Cautions

1. Danny Peña 23
2. Dan Calichman 15
3. Robing Fraser 14
- Greg Vanney 14
- Paul Caligiuri 14
6. Mauricio Cienfuegos 13

Corner Kicks

1. Cobi Jones 193
2. Mauricio Cienfuegos 111
3. Greg Vanney 109
4. Harut Karapetyan 106
5. Martin Machon 57

GOALKEEPERS

Games Played

1. Kevin Hartman 67
2. Jorge Campos 43
3. David Kramer 24
4. Matt Reis 6

Goals-Against-Average

1. Kevin Hartman 1.16
2. Jorge Campos 1.25
3. Matt Reis 1.30
4. David Kramer 1.89

Wins

1. Kevin Hartman 44
2. Jorge Campos 25
3. David Kramer 8
4. Matt Reis 2

Losses

1. Kevin Hartman 22
2. Jorge Campos 14
3. David Kramer 12
4. Matt Reis 1

Minutes

1. Kevin Hartman 5823
2. Jorge Campos 3686
3. David Kramer 1665
4. Matt Reis 346

Shootout Wins

1. Kevin Hartman 5
2. Jorge Campos 3
- David Kramer 3

Shots Faced

1. Kevin Hartman 315
2. Jorge Campos 224
3. David Kramer 138
4. Matt Reis 25

Saves

1. Kevin Hartman 231
2. Jorge Campos 164
3. David Kramer 91
4. Matt Reis 19

Shutouts

1. Kevin Hartman 21
2. Jorge Campos 8
3. David Kramer 3

LOS ANGELES GALAXY – PLAYER BIOGRAPHY



#1 MATT REIS

Position: Goalkeeper

Height: 6-1

Weight: 196

Born: March 28, 1975 in Orange, California

Hometown: Mission Viejo, California

Citizenship: USA

College: University of California at Los Angeles (UCLA)

Last Club: University of California at Los Angeles (UCLA)

Drafted: By Los Angeles in the third round (26th overall) of the 1998 MLS College Draft.

1999 SEASON IN REVIEW: Always at the ready and prepared, backgoalkeeper Matt Reis has seen the least action of any backup goalkeeper in the MLS as starter Kevin Hartman has played in all 32 MLS games, coming out for only ten minutes in one game...8/21vs. MET: Came on as a substitute in the 80th minute replacing Kevin Hartman in goal. Registered one save in 10 minutes of action, earning a no decision...In U.S. Open Cup action, Reis was called on to be the club's starting goalkeeper by Galaxy head coach Sigi Schmid...Against the San Diego Flash in third round action, but the Galaxy first match ever in U.S. Open Cup history, Reis earned the victory in a come from behind 3-2 victory over the upstart Flash. During the 90 minutes between the pipes, Reis recorded four saves on six shots on goal. Next up for the Galaxy was fellow MLS club the Columbus Crew on 8/11, Reis once again maned the net for Los Angeles. Registered seven saves on 10 shots on goal, playing 90 minutes in a 3-1 loss to the Crew and elimination from the U.S. Open Cup. On 7/14, Reis registered his only shutout of the season in a 90 minute performance, saving three of five shots in the Galaxy 4-0 drubbing of A-League Affiliate Orange County Zodiac.

CAREER MLS REGULAR SEASON STATISTICS

YEAR	GP	GS	MIN	SHTS	SVS	C/P	GA	GAA	PG	PA	SG	SA	W	L	SO	SHO REC
1998	5	4	336	24	18	15	5	1.34	0	0	0	0	2	1	0	0-0
1999	1	0	10	1	1	0	0	0.00	0	0	0	0	0	0	0	0-0
TOTALS	6	4	346	25	19	15	5	1.30	0	0	0	0	2	1	0	0-0

LOS ANGELES GALAXY YEAR-BY-YEAR LEADERS

Games Played

1996	Jorge Salcedo, Greg Vanney	29
1997	Dan Calichman	32
1998	Martin Machon, Greg Vanney, Welton.....	31
1999	Greg Vanney	31

Games Started

1996	Dan Calichman	28
1997	Dan Calichman	31
1998	Robin Fraser, Martin Machon, Welton.....	29
1999	Greg Vanney	31

Minutes

1996	Mark Semioli	2475
1997	Dan Calichman	2848
1998	Mauricio Cienfuegos	2640
1999	Greg Vanney	2790

Points

1996	Eduardo Hurtado	49
1997	Welton	25
1998	Cobi Jones	51
1999	Cobi Jones	24

Goals

1996	Eduardo Hurtado	21
1997	Welton	11
1998	Cobi Jones	19
1999	Carlos Hermosillo, Cobi Jones	8

Assists

1996	Mauricio Cienfuegos	11
1997	Mauricio Cienfuegos	12
1998	Mauricio Cienfuegos	16
1999	Mauricio Cienfuegos	17

Defensive Scoring

1996	Mark Semioli	3-2=8
1997	Danny Peña	2-2=6
1998	Ezra Hendrickson	5-8=18
1999	Ezra Hendrickson	4-3=11

Shots

1996	Eduardo Hurtado	87
1997	Harut Karapetyan	75
1998	Cobi Jones, Welton	63
1999	Clint Mathis	63

Shots On Goal

1996	Eduardo Hurtado	56
1997	Harut Karapetyan	35
1998	Cobi Jones	41
1999	Cobi Jones	32

Game-Winning Goals

1996	Eduardo Hurtado	6
1997	Cobi Jones	3
1998	Mauricio Cienfuegos	5
1999	Cobi Jones, Ezra Hendrickson	3

Game-Winning Assists

1996	Mauricio Cienfuegos	2
1997	Mauricio Cienfuegos	7
1998	Ezra Hendrickson	5
1999	Mauricio Cienfuegos	8

Penalty Kick Goals

1996	Mauricio Cienfuegos, Eduardo Hurtado	3
1997	Mauricio Cienfuegos	4
1998	Mauricio Cienfuegos	4
1999	Greg Vanney	1

Shootout Goals

1996	Greg Vanney	5
1997	Cobi Jones	4
1998	Paul Caligiuri, Greg Vanney	2
1999	Clint Mathis	4

Hat Tricks

1996	Eduardo Hurtado	2
1997	Eduardo Hurtado, Jose Vasquez	1
1998	Cobi Jones	3
1999	None	0

Fouls Committed

1996	Eduardo Hurtado	48
1997	Chris Armas	57
1998	Welton	45
1999	Danny Pena	55

Fouls Suffered

1996	Cobi Jones	76
1997	Cobi Jones	74
1998	Mauricio Cienfuegos	54
1999	Cobi Jones	80

LOS ANGELES GALAXY YEAR-BY-YEAR LEADERS

Cautions

1996	Dan Calichman.....	7
1997	Dan Calichman, Danny Peña.....	7
1998	Danny Peña	6
1999	Danny Pena	10

Corner Kicks

1996	Cobi Jones	83
1997	Harut Karapetyan	52
1998	Cobi Jones	59
1999	Greg Vanney	109

GOALKEEPERS

Games Played

1996	Jorge Campos	24
1997	Jorge Campos	19
1998	Kevin Hartman	29
1999	Kevin Hartman	32

Games Started

1996	Jorge Campos	24
1997	Jorge Campos	19
1998	Kevin Hartman	28
1999	Kevin Hartman	32

Minutes

1996	Jorge Campos	2025
1997	Jorge Campos	1661
1998	Kevin Hartman	2544
1999	Kevin Hartman	2870

Goals-Against-Average (10 games minimum)

1996	Jorge Campos	1.20
1997	Jorge Campos	1.30
1998	Kevin Hartman	1.38
1999	Kevin Hartman	0.91

Wins

1996	Jorge Campos.....	13
1997	Jorge Campos.....	12
1998	Kevin Hartman.....	22
1999	Kevin Hartman.....	20

Shootout Wins

1996	Jorge Campos, David Kramer.....	2
1997	Jorge Campos, David Kramer.....	1
1998	Kevin Hartman.....	2
1999	Kevin Hartman.....	3

Shots

1996	Jorge Campos.....	133
1997	Jorge Campos.....	91
1998	Kevin Hartman.....	146
1999	Kevin Hartman.....	150

Saves

1996	Jorge Campos.....	100
1997	Jorge Campos.....	64
1998	Kevin Hartman.....	103
1999	Kevin Hartman.....	118

Shutouts

1996	Jorge Campos.....	4
1997	Jorge Campos.....	4
1998	Kevin Hartman.....	7
1999	Kevin Hartman.....	11

GALAXY HAT TRICKS, PENALTY KICKS AND SHUTOUTS

Regular Season

All-Time Hat Tricks - For (10)

Player	Date	Site	Goalkeeper	Points
Eduardo Hurtado	6/9/96	@ MetroStars	Meola	3-1=7 pts.
Eduardo Hurtado	6/26/96	vs. Colorado	Woods	3-0=6 pts.
Cobi Jones	7/27/96	@ Tampa Bay	Dougherty	3-0=6 pts.
Eduardo Hurtado	9/7/97	vs. Tampa Bay	Dougherty	3-0=6 pts.
Jose Vasquez	9/21/97	@ San Jose	Kramer	3-0=6 pts.
Cobi Jones	5/6/98	vs. Colorado	Grafer	3-0=6 pts.
Martin Machon	5/17/98	@ Columbus	Dougherty	3-0=6 pts.
Harut Karapetyan	6/4/98	@ Dallas	Dodd	3-0=6 pts.
Cobi Jones	8/5/98	@ Colorado	Hahnmann	3-0=6 pts.
Cobi Jones	8/22/98	@ New England	Feur	3-2=8 pts.

No Hat-Tricks Against

All-Time Penalty Kicks - for (13-20)

Player	Opposing 'keeper	Outcome	Game Date	Opponent
Mauricio Cienfuegos	Jeff Causey	goal	4/20/96	@ DC United
Eduardo Hurtado	Tony Meola	goal	6/9/96	@ MetroStars
Mauricio Cienfuegos	Mark Dougherty	no goal	7/27/96	@ Tampa Bay
Mauricio Cienfuegos	David Winner	goal	8/4/96	vs. Columbus
Eduardo Hurtado	Garth Lagerwey	goal	8/21/96	vs. Kansas City
Eduardo Hurtado	Tom Liner	no goal	9/15/96	vs. San Jose
Mauricio Cienfuegos	Dave Salzwedel	goal	4/12/97	@ San Jose
Mauricio Cienfuegos	Mark Dodd	goal	4/26/97	vs. Dallas
Mauricio Cienfuegos	Mark Dodd	goal	7/25/97	@ Dallas
Mauricio Cienfuegos	David Kramer	goal	8/17/97	vs. San Jose
Mauricio Cienfuegos	Mike Ammann	goal	4/18/98	@ Kansas City
Mauricio Cienfuegos	Thomas Ravelli	goal	4/25/98	vs. Tampa Bay
Mauricio Cienfuegos	Marcus Hahnmann	goal	6/18/98	vs. Colorado
Mauricio Cienfuegos	David Kramer	no goal	6/27/98	@ San Jose
Mauricio Cienfuegos	Jeff Cassar	goal	7/18/98	vs. Miami
Cobi Jones	Ian Feuer	no goal	8/22/98	@ New England
Mauricio Cienfuegos	Joe Cannon	no goal	4/24/99	vs. San Jose
Mauricio Cienfuegos	Joe Cannon	no goal	8/7/99	@ San Jose
Cobi Jones	Matt Jordan	no goal	8/14/99	vs. Dallas
Greg Vanney	Joe Cannon	goal	9/1/99	vs. San Jose

Against (12-16)

Player	Opposing 'keeper	Outcome	Game Date	Opponent
Preki	Jorge Campos	no goal	5/19/96	vs. Kansas City
Preki	David Kramer	goal	8/11/96	@ Kansas City
Eric Wynalda	David Kramer	goal	9/15/96	vs. San Jose
Carlos Valderrama	David Kramer	goal	7/27/96	@ Tampa Bay
Carlos Valderrama	David Kramer	goal	7/27/96	@ Tampa Bay
Preki	David Kramer	goal	4/5/97	@ Kansas City
Jaime Moreno	David Kramer	goal	5/2/97	@ DC United
Martin Vasquez	Jorge Campos	no goal	6/28/97	@ Tampa Bay
Chris Henderson	Jorge Campos	goal	7/27/97	@ Colorado

GALAXY HAT TRICKS, PENALTY KICKS AND SHUTOUTS

Player	Opposing 'keeper	Outcome	Game Date	Opponent
Jaime Moreno	Kevin Hartman	goal	8/9/97	@ DC United
Damian	Jorge Campos	goal	9/19/97	vs. Dallas
Raul Diaz-Arce	Kevin Hartman	no goal	8/22/98	@ New England
Joe-Max Moore	Kevin Hartman	goal	7/11/99	@ New England
Mark Chung	Kevin Hartman	goal	8/21/99	vs. NY/NJ MetroStars
Jason Kreis	Kevin Hartman	no goal	10/3/99	@ Dallas
Jason Kreis	Kevin Hartman	goal	10/3/99	@ Dallas

All-Time Shutouts

By the Galaxy (32)

1996 (5)

5/19 vs. Kansas City, 2-0 (Jorge Campos – 7 saves)
 6/9 @ MetroStars, 4-0 (Jorge Campos – 5 saves)
 7/21 vs. MetroStars, 3-0 (David Kramer – 3 saves)
 8/8 vs. New England, 1-0 (Jorge Campos – 1 save)
 9/5 vs. Colorado, 0-1 SOL (Jorge Campos – 4 saves)

1997 (9)

3/29 vs. DC United, 0-1 SOL (David Kramer – 2 saves)
 5/4 @ MetroStars, 0-1 SOL (David Kramer – 3 saves)
 5/25 vs. Columbus, 1-0 (Kevin Hartman – 0 saves)
 6/8 @ New England, 0-1 SOL (Kevin Hartman – 1 save)
 7/4 vs. New England, 2-0 (Jorge Campos – 2 saves)
 7/20 @ MetroStars, 4-0 (Kevin Hartman – 5 saves)
 7/25 @ Dallas, 3-0 (Jorge Campos – 6 saves)
 9/10 vs. Colorado, 2-0 (Jorge Campos 4 – saves)
 9/28 vs. Kansas City, 2-0 (Jorge Campos – 5 saves)

1998 (7)

4/4 @ Colorado, 1-0 (Kevin Hartman – 4 saves)
 4/29 @ Kansas City, 2-0 (Kevin Hartman – 4 saves)
 7/4 vs. Kansas City, 2-0 (Kevin Hartman – 3 saves)
 8/13 vs. Kansas City, 3-0 (Kevin Hartman – 1 save)
 9/2 vs. Dallas, 3-0 (Kevin Hartman – 1 save)
 9/16 @ San Jose, 1-0 SOW (Kevin Hartman – 4 saves)
 9/27 vs. Chicago, 1-0 (Kevin Hartman – 5 saves)

1999 (11)

3/28 vs. Dallas, 1-0 SOW (Kevin Hartman – 4 saves)
 4/24 vs. San Jose, 1-0 (Kevin Hartman – 0 saves)
 5/1 @ NY/NJ, 1-0 SOW (Kevin Hartman – 4 saves)
 5/15 vs. Tampa Bay, 0-1 SOL (Kevin Hartman – 4 saves)
 5/23 vs. New England, 1-0 (Kevin Hartman – 1 save)
 6/6 vs. Kansas City, 1-0 (Kevin Hartman – 3 saves)
 7/31 @ Chicago, 1-0 (Kevin Hartman – 6 saves)
 8/14 vs. Dallas, 2-0 (Kevin Hartman – 6 saves)
 9/11 vs. Chicago, 1-0 (Kevin Hartman – 4 saves)
 9/29 vs. Colorado, 4-0 (Kevin Hartman – 0 saves)
 10/9 @ Kansas City, 1-0 (Kevin Hartman – 5 saves)

By the Galaxy Opponents (23)

1996 (3)

7/4 vs. New England, 1-0 (Jim St. Andre – 5 saves)
 8/28 @ Columbus, 2-0 (Brad Friedel – 5 saves)
 9/5 vs. Colorado, 1-0 SOW (Chris Woods – 6 saves)

1997 (6)

3/29 vs. DC United, 1-0 SOW (Scott Garlick – 5 saves)
 5/2 @ DC United, 2-0 (Mark Simpson – 5 saves)
 5/4 @ MetroStars, 1-0 SOW (Tony Meola – 3 saves)
 5/10 @ Kansas City, 1-0 (Mike Ammann – 1 save)
 6/8 @ New England, 1-0 SOW (Walter Zenga – 3 saves)
 8/30 @ Columbus, 2-0 (Brad Friedel – 4 saves)

1998 (6)

7/10 vs. DC United, 3-0 (Scott Garlick – 2 saves)
 7/25 vs. DC United, 1-0 (Scott Garlick – 5 saves)
 7/29 @ Dallas, 3-0 (Mark Dodd – 9 saves)
 8/29 vs. Columbus, 3-0 (Juergen Sommer – 4 saves)
 9/16 @ San Jose, 0-1 SOL (David Kramer – 2 saves)
 9/20 vs. San Jose, 1-0 (David Kramer – 5 saves)

1999 (8)

3/28 vs. Dallas, 0-1 SOL (Matt Jordan – 3 saves)
 4/17 @ Chicago, 1-0 (Zach Thornton – 1 save)
 5/1 @ NY/NJ, 0-1 SOL (Mike Ammann – 4 saves)
 5/15 vs. Tampa Bay, 1-0 SOW (Scott Garlick – 9 saves)
 7/28 @ Colorado, 1-0 (Ian Feuer – 4 saves)
 8/28 @ Dallas, 1-0 (Matt Jordan – 6 saves)
 9/18 @ Colorado, 1-0 (Ian Feuer – 4 saves)
 9/25 vs. DC, 2-0 (Tom Presthus–3 - Mark Simpson–2)

LOS ANGELES GALAXY ALL-TIME SHOOTOUT RECORD

All-Time Shootout Record

SEASON	SHOOTOUT GAMES	HOME	ROAD	TOTAL
1996	8	1-3	3-1	4-4
1997	6	1-2	1-2	2-4
1998	4	1-2	1-0	2-2
1999	7	2-2	1-2	3-4
Totals	25	5-9	6-5	11-14

Regular Season Shootout Summary by Opponent

OPPONENT	DATE	SITE	RESULT	Game-Tying Goal (Min.)
Colorado (2-1)	8/1/96	Los Angeles	3-2 win	Harut Karapetyan (53rd)
	9/5/96	Los Angeles	1-0 loss	None
	3/20/99	Los Angeles	2-1 win	Ross Paule (34th)
Columbus (0-3)	8/4/96	Los Angeles	2-1 loss	Adrian Paz (87th)
	4/8/99	Los Angeles	2-1 loss	Stern John (66th)
	5/29/99	Columbus	2-1 loss	Jeff Cunningham (88th)
Chicago (0-1)	5/30/98	Los Angeles	2-1 loss	Ante Razov (CHI-49th)
Dallas (1-1)	4/26/97	Los Angeles	2-1 loss	Mauricio Cienfuegos (73rd)
	3/28/99	Los Angeles	1-0 win	None
DC United (0-1)	3/29/97	Los Angeles	1-0 loss	None
Kansas City (0-2)	8/11/96	Kansas City	3-2 loss	Guillermo Jara (87th)
	8/21/96	Los Angeles	2-1 loss	Mark Chung (24th)
Miami (0-1)	7/18/98	Miami	3-2 loss	Dan Stebbins (80th)
MetroStars (1-1)	5/4/97	NY/NJ	1-0 loss	None
	5/1/99	NY/NJ	1-0 win	None
New England (2-1)	6/6/96	New England	3-2 win	Mark Semioli (86th)
	6/8/97	New England	1-0 loss	None
	8/14/97	New England	2-1 win	Ivan McKinley (90th)
San Jose (4-1)	9/1/96	San Jose	2-1 win	Cobi Jones (53rd)
	5/18/97	Los Angeles	2-1 win	Lawrence Lozzano (SJ-47th)
	3/21/98	Los Angeles	4-3 win	Eric Wynalda (78th)
	9/16/98	San Jose	1-0 win	None
Tampa Bay (1-1)	4/3/99	San Jose	2-1 loss	Clint Mathis (86th)
	6/16/96	Los Angeles	3-2 win	Robin Fraser (85th)
	5/15/99	Los Angeles	1-0 loss	None

Playoff Shootout Summary by Opponent

OPPONENT	DATE	SITE	RESULT	Game-Tying Goal (Min.)
Kansas City (1-0)	10/13/96	Kansas City	2-1 win	Greg Vanney (76th)
Dallas Burn (0-1)	10/05/97	Los Angeles	1-0 loss	None
Chicago Fire (0-1)	10/16/98	Chicago	2-1 loss	Danny Peña (37th)



MEDIA INFORMATION

LOS ANGELES GALAXY MEDIA INFORMATION

On behalf of the Los Angeles Galaxy, welcome to the 1999 Major League Soccer (MLS) playoffs. As we enter our fourth post season at the Rose Bowl, we hope to make your job covering the Galaxy as easy as possible. In order to help our operation run smoothly, we ask that you follow these guidelines.

Credentials

HOME GAMES: Media credentials are issued to working media only. All season and individual game credential holders should enter through the press entrance at Gate G. The press entrance and press will-call opens two hours prior to the game. All credentials are non-transferable, and any unauthorized use will subject bearer to ejection from the Rose Bowl and confiscation of the credential.

Playoff day of game media and photo passes will be issued to recognized newspapers, magazines, television and established radio stations making reasonable requests on company letterhead. Please indicate those persons that will be using each pass. It is imperative that season pass holders notify this office of their intentions to cover a game in order to reserve press seating.

Individual game credentials should be requested in writing through the public relations department a minimum of 24 hours prior to game time or by 2:00 p.m. Friday for all Saturday or Sunday contests. Our media relations fax number is (626) 432-1568. Pre-arranged passes must be picked up at the press entrance located at Gate G. Credentials will be issued on an availability-basis only.

AWAY GAMES: Any media member planning to travel to the Galaxy's away playoff matches must contact the Galaxy media relations department at least 48 hours in advance. The media department will make credential requests, but media members are responsible for arranging their own travel plans.

Locker Rooms and Interviews

The locker rooms are located at the south end zone on the field level. In accordance with MLS policy, locker rooms will be open 10 minutes after the final whistle. Only working media members with displayed credentials will gain admittance into locker rooms. Your cooperation and professional courtesy is required at all times. Absolutely no autographs allowed during media access periods.

Head Coach Sigi Schmid and the opponents team head coach will be available in the post game interview room following the final whistle. The official's locker room is off limits to the media. Should a comment or interpretation from the game's referee be needed, a pool reporter may be assigned. Your cooperation is asked in maintaining a working atmosphere.

Practice

All practices are open to the media. Training sessions run from 9:30 to 11:30 a.m., but location may vary. Please call the Galaxy media relations department for the weekly schedule at (626) 535-8331.

Los Angeles Galaxy Playoff Media Contact Numbers

Luis Garcia	(626) 535-8331 O (888) 667-7157 P (310) 420-4673 C
--------------------	--

Patrick Donnelly	(626) 535-8333 O (888) 733-7459 P (310) 420-4688 C
-------------------------	--

Fax	(626) 432-1568
------------	----------------

Press Box	(626) 397-4240 (626) 397-4241
------------------	----------------------------------

Press Box Fax	(626) 397-4242
----------------------	----------------



MAJOR LEAGUE SOCCER DIRECTORY

MLS Executives

Don Garber, Commissioner

Randy Bernstein, Chief Marketing Officer

John Ertmann, Executive Vice President – Business Affairs/Chief Legal Officer

Ivan Gazidis, Executive Vice President – Player Relations and Operations

MLS Communications

Dan Courtemanche, Vice President – Communications (212) 450-1225

Trey Fitz-Gerald, Director – Information/New Media (212) 450-1226

Catherine Philbin, Manager – Corporate Communications (212) 450-1266

Carie Goldberg, Coordinator – Communications (212) 450-1227

David Richardson, Associate Producer – MLSNET.com (212) 450-1228

Communications Fax (212) 450-1325

110 East 42nd Street
10th Floor
New York, NY 10017
P: 212/450-1200
F: 212/450-1300

Eastern Conference

Columbus Crew

Pres./GM: Jamey Rootes
Head Coach: Tom Fitzgerald
Asst. Coach: Greg Andrulis
Media Relations: Jeff Wuerth – (614) 447-4174
Alan Plum – (614) 447-4152

2121 Velma Ave.
Columbus, Ohio 43211
P: (614) 447-2739
F: (614) 447-4109

Miami Fusion

GM: Doug Hamilton
Head Coach: Ivo Wortmann
Asst. Coach: Nick Megaloudis
Media Relations: Gabe Gabor – (954) 717-2211
Alan Hancock – (954) 717-2212
2200 Commercial Blvd., Suite 104
Ft. Lauderdale, Fla. 33309
P: (954) 717-2200
F: (954) 733-6105

Western Conference

Chicago Fire

GM: Peter Wilt
Head Coach: Bob Bradley
Asst. Coach: Mike Jeffries, Denis Hamlett
Media Relations: Adam Low – (312) 705-7272
Diana Lopez – (312) 705-7271
311 West Superior Street, #444
Chicago, Illinois 60610
P: (312) 705-7200
F: (312) 705-7393

Kansas City Wizards

GM: Doug Newman
Head Coach: Bob Gansler
Asst. Coach: Ken Fogarty, Alan Mayer
Media Relations: Rob Thomson - ext. 108
706 Broadway St., #100
Kansas City, Missouri 64105
P: (816) 472-4625
F: (816) 472-0299

D.C. United

Pres./GM: Kevin Payne
Head Coach: Thomas Rongen
Asst. Coach: Dave Sarachan
Media Relations: Rick Lawes – (703) 397-5448
Michael Kammarman – (703) 397-5450
13832 Redskin Drive
Herndon, Virginia 20171
P: (703) 478-6600
F: (703) 736-9451

New England Revolution

GM: Brian O'Donovan
Head Coach: Steve Nicol
Asst. Coach: TBD
Media Relations: Derek Aframe – (508) 384-9267
Foxboro Stadium, Route 1
Foxboro, Mass. 02035
P: (508) 543-0350
F: (508) 384-9129

Colorado Rapids

GM: Dan Counce
Head Coach: Glenn Myernick
Asst. Coach: Rene Miramontes
Media Relations: Ben Grossman – (303) 299-1573
555 17th Street, Suite 3350
Denver, Colo. 80202
P: (303) 299-1570
F: (303) 299-1580

Los Angeles Galaxy

GM: Sergio del Prado
Head Coach: Sigi Schmid
Asst. Coach: Ralph Perez
Media Relations: Luis Garcia – (626) 535-8331
Patrick Donnelly – (626) 535-8333
1010 Rose Bowl Drive
Pasadena, CA 91103
P: (626) 432-1540
F: (626) 432-1568

MetroStars

VP/GM: Charlie Stillitano
Head Coach: Bora Milutinovic
Asst. Coach: Tim Mulqueen, Fernando Clavijo
Media Relations: Rich Schneider – (201) 583-7015
John Neves – (201) 583-7006
One Harmon Plaza, 3rd Floor
Secaucus, New Jersey 07094
P: (201) 583-7000
F: (201) 583-7055

Tampa Bay Mutiny

Pres./GM: Nick Sakiewicz
Head Coach: Tim Hankinson
Asst. Coaches: Perry Van Der Beck, Frank Yallop
Media Relations: Tracey Judd – (813) 386-2006
Rob Robinson – (813) 386-2023
4042 North Himes Avenue
Tampa, Fla. 33607
P: (813) 386-2000
F: (813) 288-2085


Dallas Burn

GM: Billy Hicks
Head Coach: David Dir
Asst. Coach: Oscar Pisano
Media Relations: Chris Ward – (214) 777-0203
2602 McKinney, Suite 200
Dallas, Texas 75204
P: (214) 979-0303
F: (214) 979-1118

San Jose Clash

GM: Lynne Meterparel
Head Coach: Lothar Osiander
Asst. Coach: Jorge Espinosa
Media Relations: Rick LaPlante – (408) 260-6365
David Galvez – (408) 260-6386
3550 Stevens Creek Blvd., Ste. 100
San Jose, CA 95117
P: (408) 241-9922
F: (408) 554-8886

1999 MLS PRESS BOX CONTACT NUMBERS



CHICAGO FIRE (312) 360-0926
 Soldier Field (312) 360-0927
 (312) 360-0914 (fax)
 Adam Low – HOME (312) 492-8822
 Adam Low – PAGER (800) 759-8888 #1584758
 Diana Lopez – HOME (708) 749-8731
 Diana Lopez – PAGER (800) 759-8888 #1584761


COLORADO RAPIDS (303) 433-1863
 Mile High Stadium (303) 433-1725
 (303) 433-2152 (fax)
 Ben Grossman – HOME (303) 377-3078
 Ben Grossman – PAGER (800) 759-8888 #1262310

DALLAS BURN (214) 939-2221
 Cotton Bowl (214) 939-2223
 (214) 426-9742 (fax)
 Chris Ward – HOME (817) 652-2919
 Chris Ward – CELL (817) 313-8494

KANSAS CITY WIZARDS (816) 920-4504
 Arrowhead Stadium (816) 924-9300 x 691
 (816) 920-4503 (fax)
 Rob Thomson – HOME (913) 385-1187
 Rob Thomson – CELL (816) 805-3820

LOS ANGELES GALAXY
 Rose Bowl (626) 397-4240
 (626) 397-4242 (fax)
 Luis Garcia – HOME (909) 623-8879
 Luis Garcia – CELL (818) 219-8075
 Patrick Donnelly – HOME (626) 440-0582
 Patrick Donnelly – PAGER (888) 733-7459

SAN JOSE CLASH
 Spartan Stadium (408) 924-6918
 (408) 924-6919 (fax)
 Rick LaPlante – HOME (510) 793-5435
 Rick LaPlante – PAGER (408) 939-0857
 Angela Teran – HOME (408) 255-3159
 Angela Teran – PAGER (408) 939-1929



COLUMBUS CREW
 Columbus Crew Stadium TBD
 TBD (fax)
 Jeff Wuerth – HOME (614) 853-9612
 Jeff Wuerth – PAGER (888) 584-0975
 Alan Plum – HOME (614) 294-3651
 Alan Plum – PAGER

D.C. UNITED (202) 547-0927
 RFK Stadium (202) 547-0937
 (202) 547-1557 (fax)
 Rick Lawes – HOME (703) 281-4821
 Rick Lawes – PAGER (800) 385-7911
 Michael Kammarman – HOME (301) 530-0852
 Michael Kammarman – PAGER (301) 647-5752

METROSTARS (201) 842-5646
 Giants Stadium (201) 842-5621
 (201) 842-5647 (fax)
 Richard Schneider – HOME (973) 458-9223
 Richard Schneider – PAGER (888) 975-9349
 John Neves – HOME (212) 677-8718

MIAMI FUSION
 Lockhart Stadium (954) 958-9135
 (954) 958-9053 (fax)
 Gabe Gabor – HOME (305) 935-9466
 Gabe Gabor – CELL (305) 613-7304
 Jeff Green – HOME (954) 917-8507

N.E. REVOLUTION (508) 384-9203
 Foxboro Stadium (508) 543-8500
 (508) 698-0792 (fax)
 Derek Aframe – HOME (401) 274-5039
 Derek Aframe – CELL (508) 846-6644

TAMPA BAY MUTINY
 Raymond James Stadium (813) 877-5702
 (813) 877-2638 (fax)
 Jim Henderson – HOME (813) 855-2211
 Jim Henderson – PAGER (813) 212-1542

MAJOR LEAGUE SOCCER COMMUNICATIONS DEPARTMENT CONTACTS

Dan Courtemanche (212) 450-1225
Vice President – Comm. (800) 439-9025 PAGER
 (212) 722-5438 HOME

Trey Fitz-Gerald (212) 450-1226
Manager – Soccer Information (800) 437-9563 PAGER
 (212) 752-0710 HOME

Jeff Diecks (212) 450-1222
Manager – MLSNET.com (800) 436-0784 PAGER
 (212) 396-1653 HOME

Catherine Philbin (212) 450-1266
Manager – Corporate Comm. (212) 534-2387 HOME

Carie Goldberg (212) 450-1227
Comm. Coordinator (201) 222-5057 HOME

LOS ANGELES GALAXY – PLAYER BIOGRAPHY

1999 GAME-BY-GAME STATISTICS

Date	Team	MIN	SH	SV	C/P	GA	PG	PA	SG	SA	W/L	SO	FC	FS	C	E
3/20	COL	DNP														
3/28	DAL	DNP														
4/3	@ SJ	DNP														
4/8	CLB	DNP														
4/17	@ CHI	DNP														
4/24	SJ	DNP														
5/1	@ MET	DNP														
5/8	@ KC	DNP														
5/15	TB	DNP														
5/23	NE	DNP														
5/29	@ CLB	DNP														
6/6	KC	DNP														
6/12	CHI	DNP														
6/19	@ DC	DNP														
6/27	@ TB	DNP														
7/4	MIA	DNP														
7/11	@ NE	DNP														
7/25	KC	DNP														
7/28	@ COL	DNP														
7/31	@ CHI	DNP														
8/7	@ SJ	DNP														
8/14	DAL	DNP														
8/21	MET	10	1	1	0	0	0	0	0	0	ND	0	0	0	0	0
8/28	@ DAL	DNP														
9/1	SJ	DNP														
9/4	@ MIA	INJ														
9/11	CHI	INJ														
9/18	@ COL	INJ														
9/25	DC	INJ														
9/29	COL	INJ														
10/3	@ DAL	INJ														
10/9	@ KC	INJ														

() = Substitute DNP = Did not play DND = Did not dress --- = Not with team INJ = Injured ND = No Decision
 YEL = Yellow Card Point Accumulations SUS = Red Card Suspension NAT = National Team


M
A
T
T
R
E
I
S

#1

REIS VS. WEST PLAYOFF TEAMS

TEAM	GP	MIN	SHT	SV	C/P	GA	GAA	PG	PA	SG	SA	W	L	SO	SHO REC
CHI	DNP														
COL	DNP														
DAL	DNP														

LOS ANGELES GALAXY – PLAYER BIOGRAPHY



#2 DANNY PEÑA

Position: Midfielder

Height: 6-0

Weight: 165

Born: June 17, 1968 in Inglewood, California

Hometown: Culver City, California

Citizenship: USA

College: N/A

Last Club: Sacramento Knights (USL)

Drafted: By Los Angeles in the first round (1st overall) of the 1997 MLS Supplemental Draft.

1999 SEASON IN REVIEW: A tough nosed defender, Peña was the first line of defense which set a new league record for fewest goals allowed in a season (29)...Finished the season appearing in 27 games, all starts...Scored two goals and five assists for nine points in his best offensive production of his three-year MLS career. Was named to *Soccer America's* Team of the Week for 5/3-5/9...Known as a tough defender, Peña leads the league in cautions (10), but yet does not rank in the top five leaders in fouls committed (55)...4/8 vs. CLB: In the shootout, attempted to dribble around Mark Dougherty but time expired before the shot was taken...4/17 @ CHI: Did not play due to a contusion on his left calf...4/24 vs. SJ: Contributed to a defensive effort which allowed no shots on goal...5/8 @ KC: Started and played 76 minutes before being replaced by Joe Franchino. Scored the Galaxy's lone goal of the match in the 37th minute, his strike will rate as one of the more spectacular goals of the '99 MLS season. Cobi Jones dribbling up the right wing pulled up before serving cross to a charging Peña, nearly 25 yards out at the top of the box. Instead of taking a settling touch, the defensive midfielder struck a blazing left-footed volley off the bottom of the cross bar and into the goal, as Wizards goalkeeper Chris Snitko could only watch. Bringing Los Angeles within one goal, 2-1. Earned nomination to Soccer America's Team of the week for his performance against the Wizards...5/23 vs. NE: Contributed to the Galaxy's fifth shutout of the season...5/29 @ CLB: Received a yellow card caution in the 73rd minute for dissent...6/6 vs. KC: Did not play due to a one-game suspension for accumulated caution points (21)...6/19 @ DC: Received a yellow card caution in the 88th minute for a foul tackle...6/27 @ TB: Assisted on Mauricio Cienfuegos' strike in the 70th minute...7/4 vs. MIA: Started and played 60 minutes before being replaced by Clint Mathis. Peña registered his second assist of the season, playing a give-and-go with Roy Myers, who beat goalkeeper Garth Lagerwey to the near post...7/11 @ NE: Registered one assist. In the 85th minute, Peña and Hendrickson combined to set up Cobi Jones in front of the net. Jones' touch was just enough to beat a recovering Revolution goalkeeper Walter Zenga...7/28 @ COL: Did not play due to caution point accumulation (36)...7/31 @ CHI: Contributed to a solid defensive effort which held the Fire scoreless and earned Hartman his seventh shutout of the season...8/7 @ SJ: Registered an assist in the 74th minute. Peña and Cienfuegos combined to free Jones up the middle and set the speedy forward one-on-one with netminder Joe Cannon. Jones dribbled to the right of a sliding Cannon, beating the 'keeper before slipping the ball into an open net...9/1 vs. SJ: Registered one assist. Combined with Cobi Jones to set up Roy Myers strike, giving Los Angeles an early 1-0 lead in the 2nd minute...9/4 @ MIA: Started and played 69 minutes before being replaced by Joe Franchino. Opened the scoring for the Galaxy in the 10th minute of play, nodding a well-struck corner kick from Greg Vanney.

CAREER MLS REGULAR SEASON STATISTICS

YEAR	GP	GS	MIN	G	A	PTS	SHT	SOG	GW	GA	FC	FS	OF	CK	C	E
1997	27	26	2230	2	2	6	31	12	1	1	34	27	2	0	7	0
1998	25	25	2049	0	2	2	23	8	0	0	36	21	0	0	0	2
1999	27	27	2276	2	5	9	34	10	0	1	55	35	0	0	10	0
TOTALS	79	78	6555	4	9	17	88	30	1	2	124	83	2	0	17	2

CAREER MLS PLAYOFFS STATISTICS

YEAR	GP	GS	MIN	G	A	PTS	SHT	SOG	GW	GA	FC	FS	OF	CK	C	E
1997	2	2	180	0	0	0	1	0	0	0	4	0	0	0	2	0
1998	4	4	294	3	0	6	5	3	0	0	5	4	0	0	2	0
TOTALS	6	6	474	3	0	6	6	3	0	0	9	4	0	0	4	0

LOS ANGELES GALAXY – PLAYER BIOGRAPHY

1999 GAME-BY-GAME STATISTICS

Date	Team	MIN	G	A	SHT	SOG	GW	GA	FC	FS	OF	CK	C	E
3/20	COL	90	0	0	1	0	0	0	0	2	0	0	1	0
3/28	DAL	90	0	0	2	0	0	0	2	0	0	0	1	0
4/3	@ SJ	74	0	0	2	1	0	0	0	1	0	0	0	0
4/8	CLB	90	0	0	0	0	0	0	0	1	0	0	0	0
4/17	@ CHI	INJ												
4/24	SJ	90	0	0	0	0	0	0	1	3	0	0	1	0
5/1	@ MET	90	0	0	1	1	0	0	2	0	0	0	0	0
5/8	@ KC	76	1	0	3	2	0	0	1	0	0	0	0	0
5/15	TB	90	0	0	2	0	0	0	4	2	0	0	1	0
5/23	NE	90	0	0	0	0	0	0	4	0	0	0	0	0
5/29	@ CLB	90	0	0	1	0	0	0	0	1	0	0	1	0
6/6	KC	YEL												
6/12	CHI	90	0	0	0	0	0	0	2	2	0	0	0	0
6/19	@ DC	90	0	0	1	0	0	0	2	2	0	0	1	0
6/27	@ TB	90	0	1	3	1	0	0	3	0	0	0	1	0
7/4	MIA	60	0	1	0	0	0	0	1	1	0	0	0	0
7/11	@ NE	90	0	1	2	0	0	0	2	1	0	0	0	0
7/25	KC	90	0	0	1	0	0	0	2	2	0	0	0	0
7/28	@ COL	YEL												
7/31	@ CHI	90	0	0	2	0	0	0	4	1	0	0	0	0
8/7	@ SJ	90	0	1	1	0	0	1	3	1	0	0	0	0
8/14	DAL	90	0	0	2	1	0	0	1	0	0	0	0	0
8/21	MET	DNP												
8/28	@ DAL	90	0	0	2	0	0	0	1	4	0	0	0	0
9/1	SJ	90	0	1	0	0	0	0	2	2	0	0	0	0
9/4	@ MIA	69	1	0	2	2	0	0	7	0	0	0	0	0
9/11	CHI	90	0	0	2	2	0	0	1	1	0	0	0	0
9/18	@ COL	SICK												
9/25	DC	62	0	0	2	0	0	0	2	3	0	0	1	0
9/29	COL	90	0	0	1	0	0	0	1	2	0	0	0	0
10/3	@ DAL	90	0	0	1	0	0	0	4	1	0	0	0	0
10/9	@ KC	45	0	0	0	0	0	0	3	2	0	0	1	0

**D
A
N
N
Y

P
E
Ñ
A

#2**

() = Substitute DNP = Did not play DND = Did not dress --- = Not with team INJ = Injured
YEL = Yellow Card Point Accumulations SUS = Red Card Suspension NAT = National Team

PEÑA VS. WEST PLAYOFF TEAMS

TEAM	GP	MIN	G	A	PTS	SHT	SOG	GW	GA	FC	FS	OF	CK	C	E
CHI	3	270	0	0	0	4	2	0	0	7	4	0	0	0	0
COL	2	180	0	0	0	2	0	0	0	1	4	0	0	1	0
DAL	4	360	0	0	0	7	1	0	0	8	5	0	0	1	0

LOS ANGELES GALAXY – PLAYER BIOGRAPHY



#3 GREG VANNEY

Position: Midfielder

Height: 5-11

Weight: 169

Born: June 11, 1974 in Chandler, Arizona

Hometown: Tempe, Arizona

Citizenship: USA

College: University of California at Los Angeles

Last Club: University of California at Los Angeles

Drafted: By Los Angeles in the second round (17th overall) of the 1996 MLS College Draft.

1999 SEASON IN REVIEW: A steady force on the left side of the defense, Vanney appeared in 31 games, all starts...Played 90 minutes in all 31 games, missing only one match due to the Flu...Scored a goal and seven assists for nine points...Earned a career high seven assists...Registered three game-winning assists on the season...Was named to *Soccer America's* Team of the Week three times...3/28 vs. DAL: Scored the Galaxy's third shootout goal to win the shootout by three goals to one advantage...4/8 vs. CLB: Missed his shootout attempt hitting the right post...4/24 vs. SJ: Contributed to a defensive effort which allowed no shots on goal...5/1 @ MET: Scored the Galaxy's third and final shootout goal giving LA a 3-2 advantage...5/23 vs. NE: Assisted on Steve Jolley's game-winner in the 3rd minute of the match...6/6 vs. KC: Held the Wizards to only three shots on goal and the club's sixth shutout...7/25 vs. KC: Assisted on Clint Mathis' goal in the 1st minute...7/31 @ CHI: Contributed to a solid defensive effort and held the Fire scoreless and earned Hartman his seventh shutout of the season...8/21 vs. MET: Registered a career high three assists in one game. Vanney sent a swerving cross seven yards out to a cutting Hermosillo, who nodded a shot past MetroStars' goalkeeper Mike Ammann in the 8th minute. In the 17th minute, Vanney hit Jones on the left flank, who dribbled up the left wing before cutting back and slicing a long ball to the far side for a wide open Ibsen to smash home with a half-volley on his first touch. In the 88th minute, Joe Franchino slipped a pass up the left wing to Vanney, who sent a high cross to the far side. Ibsen, who had slipped once again up the right wing, received the cross and drove towards the goal, beating a recovering Ammann to the near post...9/1 vs. SJ: Tallied his first goal of the season on a penalty kick in the 2nd minute of play. Clint Mathis created the opportunity with a slashing drive into the box before being pulled down by San Jose's Wade Barrett...9/4 @ MIA: Assisted on Danny Peña's goal in the 10th minute. Vanney sent a well struck corner kick over the defense and to a waiting Peña at the far post to head in for the early 1-0 lead...9/11 vs. CHI: Named to *Soccer America's* Team of the Week for his strong defensive performance versus the Chicago Fire. Contributed to holding the Fire to two of 13 shots on goal, giving Kevin Hartman his ninth shutout of the season...9/29 vs. COL: Registered the game-winning assist in the 5th minute, sending a corner kick to Steve Jolley at the far post. Jolley soared above his defender to hit a drive header into the left upper ninety of the goal.

CAREER MLS REGULAR SEASON STATISTICS

YEAR	GP	GS	MIN	G	A	PTS	SHT	SOG	GW	GA	FC	FS	OF	CK	C	E
1996	29	24	2236	4	1	9	31	13	3	0	30	11	1	1	2	0
1997	28	27	2318	1	3	5	28	8	0	0	37	25	6	7	6	0
1998	31	27	2321	3	3	9	28	13	2	2	42	10	0	0	3	0
1999	31	31	2790	1	7	9	34	9	0	3	39	26	1	109	3	0
TOTALS	119	109	9665	9	14	32	121	43	5	5	148	72	8	117	14	0

CAREER MLS PLAYOFFS STATISTICS

YEAR	GP	GS	MIN	G	A	PTS	SHT	SOG	GW	GA	FC	FS	OF	CK	C	E
1996	6	6	544	1	2	4	6	4			6	7	0	4	0	0
1997	1	1	90	0	0	0	1	0	0	0	0	2	1	3	0	0
1998	4	4	347	1	5	7	6	3	0	0	5	4	0	0	2	0
TOTALS	11	11	981	2	7	11	13	7			11	13	1	7	2	0

LOS ANGELES GALAXY – PLAYER BIOGRAPHY

1999 GAME-BY-GAME STATISTICS

Date	Team	MIN	G	A	SHT	SOG	GW	GA	FC	FS	OF	CK	C	E
3/20	COL	90	0	0	3	1	0	0	0	0	0	1	0	0
3/28	DAL	90	0	0	1	0	0	0	2	2	0	2	0	0
4/3	@ SJ	90	0	0	1	0	0	0	0	0	0	0	0	0
4/8	CLB	90	0	0	0	0	0	0	0	0	0	0	0	0
4/17	@ CHI	90	0	0	1	0	0	0	1	0	0	0	0	0
4/24	SJ	90	0	0	3	1	0	0	2	2	0	3	1	0
5/1	@ MET	90	0	0	1	0	0	0	0	1	0	1	0	0
5/8	@ KC	90	0	0	1	0	0	0	0	0	0	5	0	0
5/15	TB	90	0	0	1	0	0	0	3	0	0	4	0	0
5/23	NE	90	0	1	1	1	0	1	2	1	0	5	0	0
5/29	@ CLB	90	0	0	0	0	0	0	1	3	0	1	0	0
6/6	KC	90	0	0	0	0	0	0	1	0	0	9	0	0
6/12	CHI	90	0	0	2	1	0	0	0	0	0	0	0	0
6/19	@ DC	90	0	0	0	0	0	0	0	1	1	0	0	0
6/27	@ TB	90	0	0	2	0	0	0	1	1	0	1	0	0
7/4	MIA	90	0	0	0	0	0	0	1	2	0	6	0	0
7/11	@ NE	90	0	0	0	0	0	0	4	1	0	1	1	0
7/25	KC	90	0	1	0	0	0	0	5	0	0	1	0	0
7/28	@ COL	90	0	0	0	0	0	0	2	1	0	3	0	0
7/31	@ CHI	90	0	0	1	0	0	0	1	0	0	1	0	0
8/7	@ SJ	SICK												
8/14	DAL	90	0	0	2	0	0	0	0	0	0	10	0	0
8/21	MET	90	0	3	3	0	0	1	1	0	0	7	0	0
8/28	@ DAL	90	0	0	1	1	0	0	1	0	0	11	0	0
9/1	SJ	90	1	0	2	2	0	0	1	0	0	7	0	0
9/4	@ MIA	90	0	1	0	0	0	0	3	3	0	3	0	0
9/11	CHI	90	0	0	0	0	0	0	1	0	0	7	0	0
9/18	@ COL	90	0	0	0	0	0	0	1	0	0	9	0	0
9/25	DC	90	0	0	4	1	0	0	1	3	0	5	0	0
9/29	COL	90	0	1	1	0	0	1	1	3	0	2	0	0
10/3	@ DAL	90	0	0	0	0	0	0	1	1	0	3	0	0
10/9	@ KC	90	0	0	1	1	0	0	2	1	0	4	1	0

G
R
E
G


V
A
N
N
E
Y

#3

() = Substitute DNP = Did not play DND = Did not dress --- = Not with team INJ = Injured
YEL = Yellow Card Point Accumulations SUS = Red Card Suspension NAT = National Team

VANNEY VS. WEST PLAYOFF TEAMS

TEAM	GP	MIN	G	A	PTS	SHT	SOG	GW	GA	FC	FS	OF	CK	C	E
CHI	4	360	0	0	0	4	1	0	0	3	0	0	8	0	0
COL	4	360	0	1	1	1	4	0	1	4	4	0	15	0	0
DAL	4	360	0	0	0	5	1	0	0	4	3	0	24	0	0



#4 ROBIN FRASER

Position: Defender

Height: 6-1

Weight: 175

Born: December 17, 1966 in Kingston, Jamaica

Hometown: Denver, Colorado

Citizenship: USA

College: Florida International University

Last Club: Colorado Foxes (A-League)

Drafted: By Los Angeles in the first round (4th overall) of the 1996 MLS Draft.

1999 SEASON IN REVIEW: Captain of the Galaxy and leader of the league's best defensive unit, Fraser has guided the defense to its best performance to date, allowing a league low 29 goals against...Finished the season appearing in 24 games with 2,096 minutes on the pitch...Registered one assist on the season the first of his MLS career...Was named to *Soccer America's* Team of the Week two times (5/24-30 and 9/6-12)...Fraser was voted 1999 Galaxy BIC Defender of the Year by the Los Angeles Soccer Writers...Fraser, the Galaxy captain, led the defense to its second-straight season as the league's top unit...Los Angeles held its opponents to only 29 goals allowed for a 0.91 GAA and allowed only 150 shots on goal....Did not play due to injury from 3/28 to 4/17...4/24 vs. SJ: Started and played 90 for the first time this season. Assisted on Paul Caligiuri's game-winning goal in the 58th minute...5/23 vs. NE: Held the Revolution to one of 11 shooting on goal and the Galaxy second – consecutive shutout...6/6 vs. KC: Kept the Wizards offense to only three shots on goal...Did not play due to participation in U.S. National Team duty on 6/12, 7/25, 7/28, 7/31...8/7 @ SJ: Started and played 90 minutes in his first game back from the U.S. National Team...9/11 vs. CHI: Named to *Soccer America's* Team of the Week for his strong defensive performance versus the Chicago Fire. Contributed to holding the Fire to two of 13 shots on goal, giving Kevin Hartman his ninth shutout of the season.

CAREER MLS REGULAR SEASON STATISTICS

YEAR	GP	GS	MIN	G	A	PTS	SHT	SOG	GW	GA	FC	FS	OF	CK	C	E
1996	27	27	2390	1	0	2	6	1	0	0	27	16	0	0	3	0
1997	24	24	2021	0	0	0	3	0	0	0	22	14	0	0	5	0
1998	29	29	2456	0	0	0	2	1	0	0	38	20	0	0	5	2
1999	24	23	2096	0	1	1	1	1	0	1	23	10	0	0	1	0
TOTALS	104	103	8963	1	1	3	12	3	0	1	110	60	0	0	14	2

CAREER MLS PLAYOFFS STATISTICS

YEAR	GP	GS	MIN	G	A	PTS	SHT	SOG	GW	GA	FC	FS	OF	CK	C	E
1996	6	6	544	1	0	2	1	1	1	0	6	2	0	0	0	0
1997	INJ															
1998	4	4	360	0	0	0	1	0	0	0	2	4	0	0	1	0
TOTALS	10	10	904	1	0	2	2	1	1	0	8	6	0	0	1	0

LOS ANGELES GALAXY – PLAYER BIOGRAPHY

1999 GAME-BY-GAME STATISTICS

Date	Team	MIN	G	A	SHT	SOG	GW	GA	FC	FS	OF	CK	C	E
3/20	COL	87	0	0	0	0	0	0	2	1	0	0	0	0
3/28	DAL	INJ												
4/3	@ SJ	INJ												
4/8	CLB	INJ												
4/17	@ CHI	INJ												
4/24	SJ	90	0	1	0	0	0	1	0	1	0	0	0	0
5/1	@ MET	90	0	0	0	0	0	0	2	1	0	0	0	0
5/8	@ KC	90	0	0	0	0	0	0	0	1	0	0	0	0
5/15	TB	90	0	0	0	0	0	0	0	0	0	0	0	0
5/23	NE	90	0	0	0	0	0	0	1	0	0	0	0	0
5/29	@ CLB	90	0	0	0	0	0	0	2	0	0	0	0	0
6/6	KC	90	0	0	0	0	0	0	0	1	0	0	0	0
6/12	CHI	NAT												
6/19	@ DC	90	0	0	0	0	0	0	2	0	0	0	0	0
6/27	@ TB	90	0	0	0	0	0	0	1	0	0	0	0	0
7/4	MIA	90	0	0	0	0	0	0	0	0	0	0	0	0
7/11	@ NE	90	0	0	0	0	0	0	1	0	0	0	0	0
7/25	KC	NAT												
7/28	@ COL	NAT												
7/31	@ CHI	NAT												
8/7	@ SJ	90	0	0	0	0	0	0	0	0	0	0	0	0
8/14	DAL	90	0	0	0	0	0	0	5	0	0	0	0	0
8/21	MET	90	0	0	0	0	0	0	1	0	0	0	0	0
8/28	@ DAL	90	0	0	1	1	0	0	1	0	0	0	0	0
9/1	SJ	90	0	0	0	0	0	0	0	1	0	0	0	0
9/4	@ MIA	90	0	0	0	0	0	0	1	0	0	0	0	0
9/11	CHI	90	0	0	0	0	0	0	0	0	0	0	0	0
9/18	@ COL	90	0	0	0	0	0	0	0	2	0	0	0	0
9/25	DC	90	0	0	0	0	0	0	1	0	0	0	0	0
9/29	COL	90	0	0	0	0	0	0	1	1	0	0	0	0
10/3	@ DAL	(29)	0	0	0	0	0	0	1	0	0	0	0	0
10/9	@ KC	90	0	0	0	0	0	0	2	0	0	0	1	0

() = Substitute DNP = Did not play DND = Did not dress --- = Not with team INJ = Injured
 YEL = Yellow Card Point Accumulations SUS = Red Card Suspension NAT = National Team

ROBIN FRASER #4

FRASER VS. WEST PLAYOFF TEAMS

TEAM	GP	MIN	G	A	PTS	SHT	SOG	GW	GA	FC	FS	OF	CK	C	E
CHI	1	90	0	0	0	0	0	0	0	0	0	0	0	0	0
COL	3	209	0	0	0	1	1	0	0	7	0	0	0	0	0
DAL	3	267	0	0	0	0	0	0	0	3	4	0	0	0	0



#5 STEVE JOLLEY

Position: Midfielder

Height: 6-1

Weight: 190

Born: October 15, 1975 in Virginia Beach, Virginia

Hometown: Virginia Beach, Virginia

Citizenship: USA

College: William & Mary University

Last Club: William & Mary University

Drafted: By Los Angeles in the first round (9th overall) of the 1997 MLS College Draft.

1999 SEASON IN REVIEW: Played in the central defense for most of the season, making 25 appearances including two goals and one assist on the season...Amassed 1,940 minutes, as a member of the league's best defense, who allowed an all-time low 29 goals for a 0.91 GAA to lead MLS in 1999...Jolley used his head to score two game-winning goals all of which came off corner kicks by fellow defender Greg Vanney...3/20 vs. COL: Did not play due to arthroscopic surgery for a torn meniscus on his left knee, February 11...3/28 vs. DAL: Started and played 90 minutes in his first match since surgery for a torn meniscus at the start of the 1999 preseason training...4/24 vs. SJ: Contributed to a defensive effort which allowed no shots on goal...5/1 @ MET: Missed wide right in the shootout...5/15 vs. TB: Contributed to a Galaxy defensive effort which allowed only four shots on goal earned Hartman his fourth clean sheet...5/23 vs. NE: Started and played 90 minutes, scoring the game-winning goal in the 3rd minute of play with the assist from Greg Vanney. Vanney sent a hard struck corner kick to the far post for a wide-open Jolley, whose diving header beat the Revolution's Walter Zenga, giving LA the 1-0 lead. The strike ranks as the second fastest goal in Galaxy history...Was named to *Soccer America's* Team of the Week for his performance...6/27 @ TB: Started and played 79 minutes before being replaced by Ezra Hendrickson. Assisted on Clint Mathis' goal in the 66th minute...9/29 vs. COL: Scored the game-winning goal in the 5th minute, soaring high to drive in a Greg Vanney corner kick just inside the left upper ninety.

CAREER MLS REGULAR SEASON STATISTICS

YEAR	GP	GS	MIN	G	A	PTS	SHT	SOG	GW	GA	FC	FS	OF	CK	C	E
1997	12	10	882	0	1	1	7	4	0	0	25	17	1	0	0	0
1998	28	23	2093	2	2	6	8	5	1	1	29	15	0	0	4	0
1999	25	21	1940	2	1	5	10	5	2	0	27	15	1	0	2	0
TOTALS	65	54	4915	4	4	12	25	14	3	1	81	47	2	0	6	0

CAREER MLS PLAYOFFS STATISTICS

YEAR	GP	GS	MIN	G	A	PTS	SHT	SOG	GW	GA	FC	FS	OF	CK	C	E
1997	DNP															
1998	4	4	360	0	1	1	1	1	0	1	5	5	0	0	0	0
TOTALS	4	4	360	0	1	1	1	1	0	1	5	5	0	0	0	0

LOS ANGELES GALAXY – PLAYER BIOGRAPHY

1999 GAME-BY-GAME STATISTICS

Date	Team	MIN	G	A	SHT	SOG	GW	GA	FC	FS	OF	CK	C	E
3/20	COL	DNP												
3/28	DAL	90	0	0	0	0	0	0	3	2	0	0	0	0
4/3	@ SJ	90	0	0	0	0	0	0	0	3	0	0	0	0
4/8	CLB	90	0	0	0	0	0	0	0	0	0	0	0	0
4/17	@ CHI	90	0	0	0	0	0	0	0	2	1	0	0	0
4/24	SJ	90	0	0	0	0	0	0	2	0	0	0	0	0
5/1	@ MET	90	0	0	1	1	0	0	2	2	0	0	0	0
5/8	@ KC	57	0	0	0	0	0	0	0	0	0	0	0	0
5/15	TB	90	0	0	0	0	0	0	1	0	0	0	0	0
5/23	NE	90	1	0	2	2	1	0	1	0	0	0	0	0
5/29	@ CLB	90	0	0	1	0	0	0	1	1	0	0	0	0
6/6	KC	90	0	0	1	1	0	0	1	0	0	0	1	0
6/12	CHI	90	0	0	0	0	0	0	0	1	0	0	0	0
6/19	@ DC	90	0	0	0	0	0	0	2	1	0	0	1	0
6/27	@ TB	79	0	1	1	0	0	0	1	1	0	0	0	0
7/4	MIA	66	0	0	1	0	0	0	1	0	0	0	0	0
7/11	@ NE	90	0	0	0	0	0	0	1	0	0	0	0	0
7/25	KC	DNP												
7/28	@ COL	(9)	0	0	0	0	0	0	0	0	0	0	0	0
7/31	@ CHI	(16)	0	0	1	0	0	0	1	1	0	0	0	0
8/7	@ SJ	90	0	0	0	0	0	0	1	0	0	0	0	0
8/14	DAL	DNP												
8/21	MET	90	0	0	0	0	0	0	2	0	0	0	0	0
8/28	@ DAL	(45)	0	0	0	0	0	0	0	0	0	0	0	0
9/1	SJ	(59)	0	0	1	0	0	0	1	0	0	0	0	0
9/4	@ MIA	90	0	0	0	0	0	0	1	0	0	0	0	0
9/11	CHI	DNP												
9/18	@ COL	DNP												
9/25	DC	DNP												
9/29	COL	90	1	0	1	1	1	0	1	0	0	0	0	0
10/3	@ DAL	79	0	0	0	0	0	0	4	1	0	0	1	0
10/9	@ KC	DNP												

**S
T
E
V
E


J
O
L
L
E
Y

#5**

() = Substitute DNP = Did not play DND = Did not dress --- = Not with team INJ = Injured
YEL = Yellow Card Point Accumulations SUS = Red Card Suspension NAT = National Team

JOLLEY VS. WEST PLAYOFF TEAMS

TEAM	GP	MIN	G	A	PTS	SHT	SOG	GW	GA	FC	FS	OF	CK	C	E
CHI	3	196	0	0	0	1	0	0	0	1	4	1	0	0	0
COL	2	99	1	0	2	1	1	1	0	1	0	0	0	0	0
DAL	3	214	0	0	0	0	0	0	0	7	3	0	0	1	0



#6 GABE EASTMAN

Position: Defender

Height: 6-0

Weight: 185

Birth date: March 7, 1977

Hometown: Modesto, California

Citizenship: USA

College: N/A

Last Club: Nashville Metros (A-League)

Drafted: By Los Angeles in the first round (1st overall) in the 1999 Supplemental Draft.

1999 SEASON IN REVIEW: A first round supplemental draft pick, Eastman saw action in only one MLS game this season...As a reserve for the league's best defensive, Eastman was unable to crack the lineup...The strong Galaxy defense has kept the young defender out of the lineup but not from continuing to challenge the starters day in and day out at practice...3/20 vs. COL: Came on as a substitute for Robin Fraser in the 87th minute...Has not seen action since 3/20.

U.S. Project-40: Has started and played six matches, amassing 552 minutes with no goals and no assists...Contributed to U.S. Project-40 first-ever appearance in the A-League playoffs...Appeared in three playoff games, registering 285 minutes with one shot and nine fouls committed.

CAREER MLS REGULAR SEASON STATISTICS

YEAR	GP	GS	MIN	G	A	PTS	SHT	SOG	GW	GA	FC	FS	OF	CK	C	E
1999	1	0	3	0	0	0	0	0	0	0	0	0	0	0	0	0
TOTALS	1	0	3	0	0	0	0	0	0	0	0	0	0	0	0	0

CAREER U.S. PROJECT-40 STATISTICS

YEAR	GP	GS	MIN	G	A	PTS	SHT	GW	GA	FC	C	E
1999	6	6	552	0	0	0	1	0	0	1	0	1
TOTALS	6	6	552	0	0	0	1	0	0	1	0	1

CAREER U.S. PROJECT-40 PLAYOFF STATISTICS

YEAR	GP	GS	MIN	G	A	PTS	SHT	GW	GA	FC	C	E
1999	3	3	285	0	0	0	1	0	0	9	0	0
TOTALS	3	3	285	0	0	0	1	0	0	9	0	0

LOS ANGELES GALAXY – PLAYER BIOGRAPHY

1999 GAME-BY-GAME STATISTICS

Date	Team	MIN	G	A	SHT	SOG	GW	GA	FC	FS	OF	CK	C	E
3/20	COL	3	0	0	0	0	0	0	0	0	0	0	0	0
3/28	DAL	DNP												
4/3	@ SJ	DNP												
4/8	CLB	DNP												
4/17	@ CHI	DNP												
4/24	SJ	DNP												
5/1	@ MET	DNP												
5/8	@ KC	DNP												
5/15	TB	DND												
5/23	NE	DNP												
5/29	@ CLB	DND												
6/6	KC	DNP												
6/12	CHI	DNP												
6/19	@ DC	DND												
6/27	@ TB	DND												
7/4	MIA	DNP												
7/11	@ NE	DND												
7/25	KC	DNP												
7/28	@ COL	DNP												
7/31	@ CHI	DNP												
8/7	@ SJ	DND												
8/14	DAL	DNP												
8/21	MET	DNP												
8/28	@ DAL	DND												
9/1	SJ	DNP												
9/4	@ MIA	DNP												
9/11	CHI	DNP												
9/18	@ COL	DND												
9/25	DC	DNP												
9/29	COL	DNP												
10/3	@ DAL	DND												
10/9	@ KC	DND												

G
A
B
E

E
A
S
T
M
A
N


#6

() = Substitute DNP = Did not play DND = Did not dress --- = Not with team INJ = Injured
YEL = Yellow Card Point Accumulations SUS = Red Card Suspension NAT = National Team

EASTMAN VS. WEST PLAYOFF TEAMS

TEAM	GP	MIN	G	A	PTS	SHT	SOG	GW	GA	FC	FS	OF	CK	C	E
CHI	0	0	0	0	0	0	0	0	0	0	0	0	0	0	0
COL	1	3	0	0	0	0	0	0	0	0	0	0	0	0	0
DAL	0	0	0	0	0	0	0	0	0	0	0	0	0	0	0

LOS ANGELES GALAXY – PLAYER BIOGRAPHY



#7 ZAK IBSEN

Position: Defender

Height: 5-11

Weight: 165

Born: February 6, 1972 in Santa Clara, California

Hometown: Santa Clara, California

Citizenship: USA

College: University of California at Los Angeles

Last Club: Chicago Fire (MLS)

Drafted: By New England Revolution in the third round (26th overall) of the 1996 MLS Supplemental Draft.

1999 SEASON IN REVIEW: Finished the season appearing in 23 games, amassing 822 minutes on the pitch...Scored three goals and two assists for seven points in his most productive MLS season...Registered one game-winning goal...Was named to *Soccer America's* Team of the Week (8/16-22)...4/8 vs. CLB: Started and played 90 minutes, making his first official start with Los Angeles...8/7 @ SJ: Started and played 81 minutes before being replaced by Joe Franchino. Ibsen played his best game to date on the season, registering a goal and an assist on the night. In the 14th minute, Mauricio Cienfuegos changed the field of attack with a crossing pass to Paul Caligiuri on the right wing. Caligiuri took a settling touch before driving a long ball to just inside the left corner of the 18-yard box. Ibsen, who had slipped past his marker and into the box, drove a diving header from 15-yards out past Clash goalkeeper Joe Cannon. Combined with Elliott to assist on Cienfuegos' goal in the 79th minute...8/14 vs. DAL: Started and played 72 minutes before being replaced by Simon Elliott...8/21 vs. MET: Scored two goals for a personal best in a single match. In the 17th minute, Cobi Jones dribbled up the left wing before cutting back and slicing a long ball to the far side for a wide open Ibsen to smash home with a half-volley on his first touch. In the 88th minute, Joe Franchino slipped a pass up the left wing to Vanney, who sent a high cross to the far side. Ibsen, who had slipped once again up the right wing, received the cross and drove towards the goal, beating a recovering Ammann to the near post...9/1 vs. SJ: Started and played 31 minutes before being replaced by Steve Jolley due to flu like symptoms...9/18@ COL: Came on as a substitute in the 82nd minute replacing Ezra Hendrickson.

CAREER MLS REGULAR SEASON STATISTICS

YEAR	GP	GS	MIN	G	A	PTS	SHT	SOG	GW	GA	FC	FS	OF	CK	C	E
1996	6	4	363	0	0	0	1	0			5	2	0	0	0	0
	16	14	1238	1	0	2	7	6			22	17	1	0	1	0
1998	27	5	908	0	1	1	26	10			6	10	5	1	1	0
1999	23	9	822	3	1	7	16	9	1	0	10	6	1	3	2	0
TOTALS	72	32	3331	4	2	10	50	25	1	0	43	35	7	4	4	0

CAREER MLS PLAYOFFS STATISTICS

YEAR	GP	GS	MIN	G	A	PTS	SHT	SOG	GW	GA	FC	FS	OF	CK	C	E
1996	3	2	191	0	0	0	2	1			4	1	0	0	0	0
1998	3	0	46	0	0	0	1	1			0	0	0	0	0	0
TOTALS	6	2	237	0	0	0	3	2			4	1	0	0	0	0

LOS ANGELES GALAXY – PLAYER BIOGRAPHY

1999 GAME-BY-GAME STATISTICS

Date	Team	MIN	G	A	SHT	SOG	GW	GA	FC	FS	OF	CK	C	E
3/20	COL	81	0	0	0	0	0	0	1	0	0	0	1	0
3/28	DAL	(26)	0	0	0	0	0	0	1	1	0	1	0	0
4/3	@ SJ	(20)	0	0	0	0	0	0	0	1	0	0	0	0
4/8	CLB	90	0	0	0	0	0	0	1	1	0	0	0	0
4/17	@ CHI	(13)	0	0	0	0	0	0	0	0	0	0	0	0
4/24	SJ	(8)	0	0	1	1	0	0	0	0	0	0	0	0
5/1	@ MET	(1)	0	0	0	0	0	0	0	0	0	0	0	0
5/8	@ KC	45	0	0	1	1	0	0	0	0	0	0	0	0
5/15	TB	(25)	0	0	1	1	0	0	0	0	0	0	0	0
5/23	NE	DNP												
5/29	@ CLB	DNP												
6/6	KC	(7)	0	0	0	0	0	0	1	0	0	0	0	0
6/12	CHI	(18)	0	0	0	0	0	0	0	0	0	0	0	0
6/19	@ DC	DNP	0	0	0	0	0	0	0	0	0	0	0	0
6/27	@ TB	DNP												
7/4	MIA	DNP												
7/11	@ NE	(1)	0	0	0	0	0	0	0	0	0	0	0	0
7/25	KC	(18)	0	0	1	1	0	0	0	0	0	0	0	0
7/28	@ COL	(27)	0	0	3	1	0	0	0	0	0	0	0	0
7/31	@ CHI	(45)	0	0	0	0	0	0	2	0	1	0	0	0
8/7	@ SJ	81	1	1	1	1	0	0	0	1	0	0	0	0
8/14	DAL	72	0	0	1	0	0	0	2	0	0	0	0	0
8/21	MET	90	2	0	6	2	0	0	0	1	0	0	0	0
8/28	@ DAL	45	0	0	0	0	0	0	1	0	0	0	1	0
9/1	SJ	31	0	0	0	0	0	0	0	0	0	0	0	0
9/4	@ MIA	SICK												
9/11	CHI	DNP												
9/18	@ COL	(8)	0	0	0	0	0	0	0	0	0	0	0	0
9/25	DC	DNP												
9/29	COL	DNP												
10/3	@ DAL	61	0	0	1	1	0	0	0	1	0	0	0	0
10/9	@ KC	(9)	0	0	0	0	0	0	1	0	0	0	0	0

() = Substitute DNP = Did not play DND = Did not dress --- = Not with team INJ = Injured
 YEL = Yellow Card Point Accumulations SUS = Red Card Suspension NAT = National Team

IBSEN VS. WEST PLAYOFF TEAMS


TEAM	GP	MIN	G	A	PTS	SHT	SOG	GW	GA	FC	FS	OF	CK	C	E
CHI	3	76	0	0	0	0	0	0	0	2	0	1	0	0	0
COL	3	116	0	0	0	0	1	0	0	1	0	0	2	1	0
DAL	4	204	0	0	0	2	1	0	0	4	2	0	1	1	0

**Z
A
K

I
B
S
E
N

#7**

LOS ANGELES GALAXY – PLAYER BIOGRAPHY



#8 JOSE BOTELLO

Position: Forward

Height: 6-0

Weight: 165

Born: April 24, 1976 in Los Angeles, California

Hometown: Los Angeles, California

College: East Los Angeles College

Citizenship: USA

Last Club: Orange County Zodiac (A-League)

Drafted: Assigned to Los Angeles in 1997 as a Project-40 player.

1999 SEASON IN REVIEW: A speedy forward, Botello saw little action for the Galaxy in 1999...Finished the season playing 13 minutes in one appearance for the club.

U.S. Project-40... Tied for 4th on the squad in scoring with nine points in eleven appearances on three goals and three assists. Registered his last goal versus Minnesota on 8/18 and his last assist on 6/4 versus Cincinnati.

CAREER MLS REGULAR SEASON STATISTICS

YEAR	GP	GS	MIN	G	A	PTS	SHT	SOG	GW	GA	FC	FS	OF	CK	C	E
1997	7	0	151	0	1	1	4	1	0	0	10	3	1	0	0	0
1998	2	0	27	0	0	0	1	0	0	0	2	0	0	1	0	0
1999	1	0	13	0	0	0	0	0	0	0	0	0	0	0	0	0
TOTALS	10	0	191	0	1	1	5	1	0	0	12	3	1	1	0	0

CAREER U.S. PROJECT-40 STATISTICS

YEAR	GP	GS	MIN	G	A	PTS	SHT	GW	GA	FC	C	E
1998	16	13	1156	2	1	5	11	0	0	26	3	0
1999	13	11	981	3	3	9	13	0	2	19	3	0
TOTALS	29	24	2137	5	4	14	24	0	2	45	6	0

CAREER U.S. PROJECT-40 PLAYOFF STATISTICS

YEAR	GP	GS	MIN	G	A	PTS	SHT	GW	GA	FC	C	E
1999	3	3	193	0	0	0	1	0	0	8	1	0
TOTALS	3	3	193	0	0	0	1	0	0	8	1	0

LOS ANGELES GALAXY – PLAYER BIOGRAPHY

1999 GAME-BY-GAME STATISTICS

Date	Team	MIN	G	A	SHT	SOG	GW	GA	FC	FS	OF	CK	C	E
3/20	COL	DNP												
3/28	DAL	DNP												
4/3	@ SJ	DND												
4/8	CLB	DNP												
4/17	@ CHI	DND												
4/24	SJ	DNP												
5/1	@ MET	DND												
5/8	@ KC	DND												
5/15	TB	DNP												
5/23	NE	DND												
5/29	@ CLB	DND												
6/6	KC	DND												
6/12	CHI	DND												
6/19	@ DC	DND												
6/27	@ TB	DND												
7/4	MIA	DND												
7/11	@ NE	DND												
7/25	KC	DNP												
7/28	@ COL	DND												
7/31	@ CHI	DND												
8/7	@ SJ	DND												
8/14	DAL	13	0	0	0	0	0	0	0	0	1	0	0	0
8/21	MET	DND												
8/28	@ DAL	DND												
9/1	SJ	DND												
9/4	@ MIA	DND												
9/11	CHI	DND												
9/18	@ COL	DND												
9/25	DC	DND												
9/29	COL	DND												
10/3	@ DAL	DND												
10/9	@ KC	DND												

**J
O
S
E
B
O
T
E
L
L
O

#8**

() = Substitute DNP = Did not play DND = Did not dress --- = Not with team INJ = Injured
YEL = Yellow Card Point Accumulations SUS = Red Card Suspension NAT = National Team

BOTELLO VS. WEST PLAYOFF TEAMS

TEAM	GP	MIN	G	A	PTS	SHT	SOG	GW	GA	FC	FS	OF	CK	C	E
CHI	0	0	0	0	0	0	0	0	0	0	0	0	0	0	0
COL	0	0	0	0	0	0	0	0	0	0	0	0	0	0	0
DAL	1	13	0	0	0	0	0	0	0	0	0	1	0	0	0

LOS ANGELES GALAXY – PLAYER BIOGRAPHY



#10 MAURICIO CIENFUEGOS

Position: Midfielder

Height: 5-6

Weight: 143

Born: February 12, 1968 in San Salvador, El Salvador

Hometown: San Salvador, El Salvador

Citizenship: El Salvador

College: N/A

Last Club: Luis Angel Firpo (El Salvador)

Acquired: Third player assigned to Los Angeles in the inaugural 1996 MLS season

1999 SEASON IN REVIEW: Finished the season registering three goals and 17 assists with 23 points to become the club's second leading scorer, while playing in 30 of 32 games...His 17 assists, marks the fourth-consecutive season Cienfuegos has lead the Galaxy in assists...Earned second place spot on the MLS assist leader board, tying with United's Marco Etcheverry...Tied for third among MLS assist streak leaders, recording a four-game assist streak from 6/6-6/27...Named to *Soccer America's* Team of the Week five times during the season...4/3 @ SJ: Assisted on Clint Mathis' goal in the 86th minute to send match to a shootout. Scored the second Galaxy shootout goal...4/8 vs. CLB: Assisted on Cobi Jones' goal in the 55th minute, putting LA up 1-0. Scored the Galaxy's second shootout goal in the fourth round...4/24 vs. SJ: Assisted on Paul Caligiuri's game-winning goal in the 58th minute. Earned his first nomination of 1999 to *Soccer America's* Team of the Week (April 19 – 25)...5/1 @ MET: Scored the Galaxy's second shootout goal, helping the Galaxy earn its third shootout victory of the season...6/6 vs. KC: Assisted on Clint Mathis' goal in the 64th minute...6/12 vs. CHI: Assisted on Simon Elliott's game-winning goal in the 45th minute...6/19 @ DC: Scored the game-winning goal with seconds remaining in the match. On freekick in the 90th minute, hit a world class strike over the wall and inside the near post beating United' Tom Presthus with just seconds remaining...Assisted on Carlos Hermosillo's strike in the '22nd minute, as his shot rebounded to the foot of Hermosillo for the open net goal...6/27 @ TB: Registered a goal and an assist. Scored in the 70th minute, redirecting Danny Peña's rocket off the cross bar, from 18-yards out, inside the far post past a recovering Tampa Bay 'keeper Andy Kirk. Assisted on Clint Mathis' second strike in the 76th minute, recording his third-consecutive assist...7/11 @ NE: Assisted on the Galaxy's first three goals on the day, including strikes from Clint Mathis (40th), Ezra Hendrickson (63rd) and Roy Myers (73rd)...7/31 @ CHI: Assisted on Simon Elliott's goal in the 41st minute. Cienfuegos started the play by finding Clint Mathis just past midfield. Mathis played a single touch before slipping a through ball to break Elliott free on the Fire's goal...8/7 @ SJ: Registered a goal and three assists in his strongest outing of the 1999 season. In the 79th minute, Ibsen sent a long cross past the far post and towards the end line where a leaping Elliott redirected the cross back into the box. Cienfuegos, in the 6-yard box, hit a diving header past Cannon and inside the left post...9/4 @ MIA: Assisted on Cobi Jones' game-winning goal in the 48th minute...9/29 vs. COL: Assisted on Cobi Jones' first goal of the game in the 36th minute. 10/3 @ DAL: Assisted on Carlos Hermosillo's second goal on the day, combining with Clint Mathis in the 44th minute.

CAREER MLS REGULAR SEASON STATISTICS

YEAR	GP	GS	MIN	G	A	PTS	SHT	SOG	GW	GA	FC	FS	OF	CK	C	E
1996	28	27	2405	5	11	21	47	26	2	2	24	46	17	37	6	0
1997	22	22	1980	6	12	24	41	22	1	7	14	32	8	45	0	0
1998	30	30	2640	13	16	42	36	25	5	4	34	54	9	28	3	0
1999	30	29	2621	3	17	23	42	17	1	8	29	53	4	1	4	0
TOTALS	110	108	9646	27	56	110	166	90	9	21	101	185	22	70	13	0

CAREER MLS PLAYOFFS STATISTICS

YEAR	GP	GS	MIN	G	A	PTS	SHT	SOG	GW	GA	FC	FS	OF	CK	C	E
1996	6	6	544	1	2	4	6	4	0	0	10	17	2	17	1	0
1997	1	1	90	0	0	0	1	0	0	0	0	2	1	3	0	0
1998	4	4	347	1	5	7	6	3	0	0	5	4	0	0	2	0
TOTALS	11	11	981	2	7	11	13	7	0	0	15	23	3	20	3	0

LOS ANGELES GALAXY – PLAYER BIOGRAPHY

1999 GAME-BY-GAME STATISTICS

Date	Team	MIN	G	A	SHT	SOG	GW	GA	FC	FS	OF	CK	C	E
3/20	COL	(37)	0	0	1	0	0	0	2	0	0	0	1	0
3/28	DAL	90	0	0	0	0	0	0	1	2	0	0	0	0
4/3	@ SJ	90	0	1	0	0	0	0	3	3	0	0	1	0
4/8	CLB	90	0	1	2	1	0	0	0	2	0	0	0	0
4/17	@ CHI	90	0	0	2	0	0	0	2	0	0	0	0	0
4/24	SJ	90	0	1	1	1	0	1	2	4	0	0	0	0
5/1	@ MET	90	0	0	0	0	0	0	0	3	0	0	0	0
5/8	@ KC	90	0	0	0	0	0	0	0	3	0	0	0	0
5/15	TB	90	0	0	4	1	0	0	0	2	1	0	0	0
5/23	NE	90	0	0	1	0	0	0	2	5	0	0	0	0
5/29	@ CLB	90	0	0	3	0	0	0	0	1	0	0	0	0
6/6	KC	90	0	1	1	0	0	1	1	0	1	0	0	0
6/12	CHI	90	0	1	3	0	0	1	1	4	0	0	0	0
6/19	@ DC	90	1	1	2	2	1	0	0	4	1	0	0	0
6/27	@ TB	90	1	1	3	2	0	1	0	2	0	1	0	0
7/4	MIA	90	0	0	1	1	0	0	0	1	0	0	0	0
7/11	@ NE	90	0	3	3	2	0	1	3	1	0	0	1	0
7/25	KC	90	0	0	2	2	0	0	0	2	1	0	0	0
7/28	@ COL	90	0	0	1	0	0	0	0	0	0	0	0	0
7/31	@ CHI	90	0	1	2	2	0	1	0	2	0	0	0	0
8/7	@ SJ	90	1	3	3	3	0	1	2	2	1	0	0	0
8/14	DAL	DNP												
8/21	MET	64	0	0	0	0	0	0	2	1	0	0	0	0
8/28	@ DAL	90	0	0	2	0	0	0	1	1	0	0	0	0
9/1	SJ	90	0	0	2	0	0	0	0	1	0	0	0	0
9/4	@ MIA	90	0	1	0	0	0	1	1	2	0	0	0	0
9/11	CHI	90	0	0	1	0	0	0	1	2	0	0	0	0
9/18	@ COL	90	0	0	1	0	0	0	1	1	0	0	0	0
9/25	DC	90	0		0	0	0	0	1	2	0	0	0	0
9/29	COL	90	0	1	1	0	0	0	1	0	0	0	0	0
10/3	@ DAL	90	0	1	0	0	0	0	2	0	0	0	0	0
10/9	@ KC	DNP												

() = Substitute DNP = Did not play DND = Did not dress --- = Not with team INJ = Injured
 YEL = Yellow Card Point Accumulations SUS = Red Card Suspension NAT = National Team


M
A
U
R
I
C
I
O

C
I
E
N
F
U
E
G
O
S

#10

CIENFUEGOS VS. WEST PLAYOFF TEAMS

TEAM	GP	MIN	G	A	PTS	SHT	SOG	GW	GA	FC	FS	OF	CK	C	E
CHI	4	360	0	2	2	8	2	0	2	4	8	0	0	0	0
COL	4	307	0	1	1	4	0	0	0	4	1	0	0	1	0
DAL	3	270	0	1	1	2	0	0	0	4	3	0	0	0	0



#12 SIMON ELLIOTT

Position: Midfielder

Height: 5-11

Weight: 175

Born: June 10, 1974 in Wellington, New Zealand

Hometown: Wellington, New Zealand

Citizenship: New Zealand

College: Stanford University

Last Club: Boston Bulldogs (A-League)

Acquired: Signed by Los Angeles as a 1999 Discovery Player on May 22.

1999 SEASON IN REVIEW: A top candidate for MLS Rookie of the Year, Elliott tallied two goals and five assists for 9 points, appearing in 23 of 32 games while amassing 1,691 minutes. In his Rookie campaign, recorded two game-winning goals and one game-winning assist, both goals came against the Chicago Fire on 6/12 and 7/31...Was named to *Soccer America's* Team of the Week on two occasions...Named as Los Angeles' 1999 Discovery Player on May 22, 1999 filling the Galaxy's fourth and final foreign player spot on the roster...5/23 vs. NE: Made his MLS debut in the 55th minute replacing Joe Franchino...5/29 @ CLB: Made his first MLS start versus the Crew, starting and playing 90 minutes with one shot on goal and two fouls committed and suffered...6/12 vs. CHI: Recorded his first MLS goal and assist in the same match. Combined with Roy Myers to set up Carlos Hermosillo for the match's first goal in the 32nd minute. Mauricio Cienfuegos collected a poor clearance by the Fire and set Elliott free to go one-on-one with Zach Thornton. Elliott beat the goalkeeper with a well-placed chip, just over the diving Thornton...Was named to *Soccer America's* Team of the Week for his performance...7/31 @ CHI: Scored his second MLS goal and second-consecutive game-winning goal versus Chicago in the 41st minute. Mauricio Cienfuegos started the play by finding Clint Mathis just past midfield. Mathis played a single touch before slipping a through ball to break Elliott free on the Fire's goal...However, Elliott was unable to unload his blast from 18-yards out, before a sliding effort by Diego Gutierrez clipped the shot, sending the attempt high over a retreating Fire goalkeeper Zach Thornton, who was caught off his line...The partially deflected attempt dropped just over an outstretched Thornton...8/7 @ SJ: Tallied two assists on the night...Assisted on Mauricio Cienfuegos' goal in the 79th minute and Seth George's first career MLS goal in the 82nd minute...9/4 @ MIA: Assisted with Mauricio Cienfuegos on Cobi Jones' game-winning goal in the 48th minute...10/3 @ DAL: Assisted on Carlos Hermosillo's first goal of the day, combining with Clint Mathis in the 26th minute.

CAREER MLS REGULAR SEASON STATISTICS

YEAR	GP	GS	MIN	G	A	PTS	SHT	SOG	GW	GA	FC	FS	OF	CK	C	E
1999	23	18	1691	2	5	9	26	8	2	1	17	14	2	4	2	0
TOTALS	23	18	1691	2	5	9	26	8	2	1	17	14	2	4	2	0

LOS ANGELES GALAXY – PLAYER BIOGRAPHY

1999 GAME-BY-GAME STATISTICS

Date	Team	MIN	G	A	SHT	SOG	GW	GA	FC	FS	OF	CK	C	E
3/20	COL	---												
3/28	DAL	---												
4/3	@ SJ	---												
4/8	CLB	---												
4/17	@ CHI	---												
4/24	SJ	---												
5/1	@ MET	---												
5/8	@ KC	---												
5/15	TB	---												
5/23	NE	---												
5/29	@ CLB	90	0	0	1	1	0	0	2	2	0	0	0	0
6/6	KC	90	0	0	0	0	0	0	2	0	0	0	0	0
6/12	CHI	90	1	1	2	1	0	1	2	2	0	1	0	0
6/19	@ DC	90	0	0	2	0	0	0	0	1	0	0	0	0
6/27	@ TB	65	0	0	2	0	0	0	0	1	0	0	0	0
7/4	MIA	90	0	0	2	1	0	0	0	2	0	0	0	0
7/11	@ NE	(17)	0	0	0	0	0	0	0	0	0	0	0	0
7/25	KC	90	0	0	1	0	0	0	1	1	0	0	0	0
7/28	@ COL	90	0	0	2	0	1	0	0	0	0	0	0	0
7/31	@ CHI	74	1	0	1	1	1	0	0	0	0	0	0	0
8/7	@ SJ	90	0	2	0	0	0	0	0	0	0	0	0	0
8/14	DAL	(18)	0	0	0	0	0	0	0	0	1	0	0	0
8/21	MET	90	0	0	2	1	0	0	1	0	0	0	0	0
8/28	@ DAL	90	0	0	2	1	0	0	1	1	0	0	0	0
9/1	SJ	90	0	0	1	1	0	0	0	0	0	0	0	0
9/4	@ MIA	90	0	1	2	1	0	0	1	3	0	0	0	0
9/11	CHI	90	0	0	3	0	0	0	1	1	0	0	0	0
9/18	@ COL	90	0	0	3	0	0	0	0	0	1	0	0	0
9/25	DC	45	0	0	0	0	0	0	0	0	0	0	0	0
9/29	COL	(31)	0	0	0	0	0	0	1	0	1	0	0	0
10/3	@ DAL	81	0	1	0	0	0	0	1	0	0	0	1	0
10/9	@ KC	45	0	0	0	0	0	0	2	0	0	0	0	0

S
I
M
O
N

E
L
L
I
O
T
T

#12

() = Substitute DNP = Did not play DND = Did not dress --- = Not with team INJ = Injured
YEL = Yellow Card Point Accumulations SUS = Red Card Suspension NAT = National Team

ELLIOTT VS. WEST PLAYOFF TEAMS

TEAM	GP	MIN	G	A	PTS	SHT	SOG	GW	GA	FC	FS	OF	CK	C	E
CHI	3	254	2	1	5	6	2	2	0	3	3	0	1	0	0
COL	3	211	0	0	0	5	0	0	0	2	0	2	0	0	0
DAL	3	189	0	1	1	2	1	0	0	2	1	0	0	2	0



#13 COBI JONES

Position: Midfielder

Height: 5-7

Weight: 145

Born: June 16, 1970 in Detroit, Michigan

Hometown: Westlake Village, California

Citizenship: USA

College: University of California at Los Angeles

Last Club: Vasco da Gama (Brazil)

Acquired: Allocated to Los Angeles on March 6, 1996.

1999 SEASON IN REVIEW: Finished the season for the second-straight year as the Galaxy Budweiser Scoring Champion, registering eight goals and eight assists for 24 points...Tallied three game-winning goals and two game-winning assists on the season...Named to Soccer America's Team of the Week (9/27-10/3), tallying two goals for four points...3/28 vs. DAL: Scored the Galaxy's first goal to help propel the Galaxy 3-2 over the Burn in the shootout...4/8 vs. CLB: Scored the Galaxy's lone goal with a lunging effort in the 55th minute off an Ezra Hendrickson cross. In the shootout, Jones made a long first touch drawing out Crew's Mark Dougherty before slipping the ball past Dougherty just before the two collided. No foul was called and time expired...5/8 @ KC: Assisted on Danny Peña's blast in the 37th minute bringing LA within one goal, 1-2. Jones hit a cross to Peña in the center about 25 yards out, who hit a blazing shot off the underside of the cross bar and into the goal...5/29 @ CLB: Opened up the scoring in the 57th minute when he collected a failed clearance attempt and put a blistering shot past a diving Dougherty. Jones' tally marked his second of the season (2-1=5)...6/6 vs. KC: Assisted on Clint Mathis' goal in the 64th minute...6/12 vs. CHI: Did not play due to participation in U.S. National Team's 1-0 victory over Argentina on June 13, 1999...6/27 @ TB: Assisted on Carlos Hermosillo's strike in the 85th minute...7/11 @ NE: Registered a goal and an assist...Scored in the 85th minute with assists from Ezra Hendrickson and Danny Peña...Combined with Mauricio Cienfuegos on Ezra Hendrickson's goal in the 63rd minute...7/25 vs. KC: Did not play due to U.S. National Team duty...8/7 @ SJ: Jones scored his fourth goal, as Cienfuegos and Danny Peña combined to free Jones up the middle and set the speedy forward one-on-one with Clash netminder Joe Cannon. Jones dribbled to the right of a sliding Cannon, beating the 'keeper before slipping the ball into an open net...8/21 vs. MET: Registered two assists on the night. In the 17th minute, Jones sliced a long ball to the far side for a wide-open Ibsen to smash home a half volley with his first touch. In the 59th minute, Hermosillo played a crafty give-and-go with Jones, sending Jones wide inside the 18-yard box...Jones' cross was partially deflected by Ammann but stayed on course as Hermosillo finished the return pass into an empty net...9/1 vs. SJ: Registered one assist, combining with Danny Peña to assist on Roy Myers first goal of the game...9/4 @ MIA: Scored the game-winning goal in the 48th minute. Simon Elliott, in the corner, found Mauricio Cienfuegos at the top of the 18-yard box. Cienfuegos struck a beautiful near post chip to a cutting Jones, who nodded the cross past Fusion goalkeeper Garth Lagerwey...9/11 vs. CHI: Scored the game-winning goal in the 85th minute. Myers hit Mathis, who struck a through ball freeing Jones. Jones dribbled past a sliding Chicago goalkeeper Zach Thornton, before blasting a near post attempt off midfielder Jesse Marsch and in the roof of the net...9/29 vs. COL: Scored two goals for the first time on the season. A Myers' pass was deflected by a defender and Cienfuegos hit the ball out of the air and behind him to the far post. Jones, streaking up the wing, shot a low ball past Feuer. In the 56th minute, Mathis and Hendrickson combined to assist on Jones' second goal of the night.

CAREER MLS REGULAR SEASON STATISTICS

YEAR	GP	GS	MIN	G	A	PTS	SHT	SOG	GW	GA	FC	FS	OF	CK	C	E
1996	28	27	2375	7	4	18	48	24	2	2	26	76	15	82	2	0
1997	26	25	2228	7	9	23	53	35	3	2	27	74	16	20	1	0
1998	24	24	2136	19	13	51	63	41	3	4	19	51	21	59	1	0
1999	28	28	2488	8	8	24	62	32	3	2	34	80	32	32	4	0
TOTALS	106	104	9227	41	34	116	226	132	11	10	106	281	84	193	8	0

CAREER MLS PLAYOFFS STATISTICS

YEAR	GP	GS	MIN	G	A	PTS	SHT	SOG	GW	GA	FC	FS	OF	CK	C	E
1996	6	6	521	0	0	0	10	5	0	0	5	11	8	9	0	0
1997	2	1	117	0	0	0	0	0	0	0	2	2	0	0	0	0
1998	4	4	360	0	1	1	6	1	0	0	4	8	2	11	1	0
TOTALS	12	11	998	0	1	1	16	6	0	0	11	21	10	20	1	0

LOS ANGELES GALAXY – PLAYER BIOGRAPHY

C
O
B
I
J
O
N
E
S

#13

1999 GAME-BY-GAME STATISTICS

Date	Team	MIN	G	A	SHT	SOG	GW	GA	FC	FS	OF	CK	C	E
3/20	COL	90	0	0	3	3	0	0	0	3	0	0	0	0
3/28	DAL	90	0	0	0	0	0	0	4	3	0	0	0	0
4/3	@ SJ	90	0	0	1	1	0	0	0	1	0	0	0	0
4/8	CLB	90	1	0	4	1	0	0	2	1	1	2	0	0
4/17	@ CHI	90	0	0	0	0	0	0	0	4	1	2	0	0
4/24	SJ	90	0	0	0	0	0	0	2	4	2	1	0	0
5/1	@ MET	89	0	0	1	0	0	0	2	5	0	2	0	0
5/8	@ KC	90	0	1	2	1	0	0	0	4	1	6	0	0
5/15	TB	90	0	0	0	0	0	0	0	1	1	1	0	0
5/23	NE	90	0	0	2	1	0	0	0	5	0	1	0	0
5/29	@ CLB	90	1	0	3	1	0	0	2	4	1	1	0	0
6/6	KC	90	0	1	3	0	0	1	0	5	0	1	1	0
6/12	CHI	NAT												
6/19	@ DC	90	0	0	1	1	0	0	5	3	2	0	0	0
6/27	@ TB	90	0	1	5	2	0	0	2	1	2	3	0	0
7/4	MIA	90	0	0	5	2	0	0	0	0	0	3	0	0
7/11	@ NE	90	1	2	2	2	0	0	0	2	3	3	0	0
7/25	KC	NAT												
7/28	@ COL	NAT												
7/31	@ CHI	NAT												
8/7	@ SJ	82	1	0	2	2	1	0	0	5	1	6	1	0
8/14	DAL	90	0	0	2	2	0	0	1	4	0	0	1	0
8/21	MET	90	0	2	3	2	0	1	1	0	0	0	0	0
8/28	@ DAL	90	0	0	2	0	0	0	0	2	1	0	0	0
9/1	SJ	90	0	1	3	2	0	0	1	0	2	0	0	0
9/4	@ MIA	90	1	0	2	1	1	0	1	1	5	0	0	0
9/11	CHI	90	1	0	2	1	1	0	1	2	0	0	0	0
9/18	@ COL	90	0	0	3	2	0	0	1	4	0	0	0	0
9/25	DC	90	0	0	5	1	0	0	3	10	3	0	0	0
9/29	COL	67	2	0	3	3	0	0	0	2	2	0	0	0
10/3	@ DAL	90	0	0	2	0	0	0	4	3	1	0	1	0
10/9	@ KC	90	0	0	1	1	0	0	2	1	3	0	0	0

() = Substitute DNP = Did not play DND = Did not dress --- = Not with team INJ = Injured
YEL = Yellow Card Point Accumulations SUS = Red Card Suspension NAT = National Team

JONES VS. WEST PLAYOFF TEAMS

TEAM	GP	MIN	G	A	PTS	SHT	SOG	GW	GA	FC	FS	OF	CK	C	E
CHI	2	180	1	0	2	2	1	1	0	1	6	1	2	0	0
COL	3	247	2	2	4	9	8	0	0	1	9	2	0	0	0
DAL	4	360	0	0	0	6	2	0	0	9	12	2	0	2	0

LOS ANGELES GALAXY – PLAYER BIOGRAPHY



#14 CLINT MATHIS

Position: Midfielder

Height: 5-10

Weight: 170

Born: November 25, 1976 in Conyers, Georgia

Hometown: Conyers, Georgia

Citizenship: USA

College: University of South Carolina

Last Club: University of South Carolina

Drafted: By Los Angeles in the first round (6th overall) of the 1998 MLS College Draft.

1999 SEASON IN REVIEW: Finished the season appearing in 27 games, making 20 starts...Despite a knee injury completed the regular season in third place on the leader board with seven goals and six assists for 20 points...Registered two game-winning assists and two game-winning...Selected to the Soccer America Team of the week for March 15, recording one goal...3/20 vs. COL: Scored the Galaxy's only goal of the match in the 14th minute with assists from Welton and Franchino. Mathis took one touch to control a partially deflected pass from Welton before burying a shot in the back of the net from nine yards out...3/28 vs. DAL: Recorded the Galaxy's second of three shootout goals...4/3 @ SJ: Scored the game-tying goal in the 86th minute of play sending the match to the shootout. Joe Franchino dribbled the ball up the wing, centered to Mauricio Cienfuegos, who's cross found Mathis open just inside the box. Mathis hit a one touch blazing shot past San Jose goalkeeper David Kramer...5/1 @ MET: Started and played 74 minutes before being ejected for a tackle on Mark Semioli with extreme force...5/8 @ KC: Did not play due to a one game suspension for a red card ejection in LA's last match versus the MetroStars...5/15 vs. TB: Scored the Galaxy's second shootout goal...7/11 @ NE: Started and played 89 minutes before being replaced by Zak Ibsen. In the 40th minute, Mathis tied the match less than a minute later with his strike in the 40th minute with help from Mauricio Cienfuegos...7/25 vs. KC: Opened the scoring for the club approximately 33 seconds into the match. The goal stands as the fourth fastest in MLS History, behind Johnny Torres of the New England Revolution, whose strike came after just thirty-two seconds on June 7, 1998 at Los Angeles is third. Defender Greg Vanney, at midfield, slipped a high through ball to a cutting Clint Mathis, who on the first bounce flicked the ball with his head past a charging Kansas City goalkeeper Chris Sntiko. Mathis, who was inside the 18-yard box, used a single touch to put Los Angeles up 1-0...7/31 @ CHI: Started and played 84 minutes before being replaced by Seth George. Assisted on Simon Elliott's goal in the 41st minute...8/7 @ SJ: Did not play due to torn lateral meniscus in left knee...9/1 vs. SJ: Entered the match replacing Carlos Hermosillo in the 68th minute, marking his first match back since suffering a left knee injury, which sidelined him against Chivas on 8/4. Mathis driving in the Clash's box was taken down by Wade Barrett in the 71st minute, resulting in Greg Vanney penalty kick goal, the first of his career...9/11 vs. CHI: Came on as a substitute in the 75th minute replacing Carlos Hermosillo. Combined with Roy Myers to assist on Cobi Jones' game-winner in the 85th minute. Mathis hit a through ball freeing Jones to go one-on-one with Chicago goalkeeper Zach Thornton. Jones, on the dribble beat a sliding Thornton, but now faced an acute angle on the goal and proceeded to thread a shot of Jesse Marsch at the near post and into the roof of the net...9/18 @ CHI: Came on as a substitute in the 46th minute replacing Joe Franchino...9/29 vs. COL: Assisted on Cobi Jones strike in the 56th minute, combining with Hendrickson... Assisted on both Carlos Hermosillo goals in the 26th and 44th minutes, combining with Elliott and Cienfuegos, respectively.

CAREER MLS REGULAR SEASON STATISTICS

YEAR	GP	GS	MIN	G	A	PTS	SHT	SOG	GW	GA	FC	FS	OF	CK	C	E
1998	30	15	1550	5	10	20	50	14	3	0	23	19	4	4	5	0
1999	27	20	1890	7	6	20	63	19	2	2	22	26	14	4	1	1
TOTALS	57	35	3440	12	16	40	113	33	5	2	45	45	18	8	6	1

CAREER MLS PLAYOFFS STATISTICS

YEAR	GP	GS	MIN	G	A	PTS	SHT	SOG	GW	GA	FC	FS	OF	CK	C	E
1998	3	0	49	1	0	2	2	1	1	0	3	0	0	0	0	0
TOTALS	3	0	49	1	0	2	2	1	1	0	3	0	0	0	0	0

LOS ANGELES GALAXY – PLAYER BIOGRAPHY

1999 GAME-BY-GAME STATISTICS

Date	Team	MIN	G	A	SHT	SOG	GW	GA	FC	FS	OF	CK	C	E
3/20	COL	90	1	0	2	1	0	0	3	1	1	0	1	0
3/28	DAL	90	0	0	6	2	0	0	2	1	2	0	0	0
4/3	@ SJ	90	1	0	5	1	0	0	1	1	0	0	0	0
4/8	CLB	90	0	0	3	1	0	0	1	0	0	0	0	0
4/17	@ CHI	90	0	0	1	0	0	0	1	0	0	0	0	0
4/24	SJ	88	0	0	0	0	0	0	1	3	1	0	0	0
5/1	@ MET	74	0	0	1	0	0	0	2	0	1	0	0	1
5/8	@ KC	SUS												
5/15	TB	90	0	0	4	1	0	0	0	0	1	0	0	0
5/23	NE	60	0	0	3	0	0	0	1	1	0	0	0	0
5/29	@ CLB	69	0	0	4	0	0	0	0	0	0	0	0	0
6/6	KC	83	1	0	3	1	1	0	0	0	2	0	0	0
6/12	CHI	72	0	0	4	1	0	0	0	2	0	0	0	0
6/19	@ DC	(25)	0	0	0	0	0	0	0	0	0	0	0	0
6/27	@ TB	(25)	2	1	2	2	1	0	0	0	0	0	0	0
7/4	MIA	(30)	0	0	1	0	0	0	0	0	0	0	0	0
7/11	@ NE	89	1	0	1	1	0	0	2	0	0	0	0	0
7/25	KC	90	1	0	7	5	0	0	0	1	1	2	0	0
7/28	@ COL	90	0	0	3	1	0	0	2	0	1	2	0	0
7/31	@ CHI	84	0	1	2	0	0	1	0	0	2	0	0	0
8/7	@ SJ	INJ												
8/14	DAL	INJ												
8/21	MET	INJ												
8/28	@ DAL	INJ												
9/1	SJ	(22)	0	0	0	0	0	0	0	1	0	0	0	0
9/4	@ MIA	74	0	0	0	0	0	0	0	1	1	0	0	0
9/11	CHI	(15)	0	1	1	0	0	1	0	0	0	0	0	0
9/18	@ COL	(45)	0	0	1	0	0	0	2	3	0	0	0	0
9/25	DC	(45)	0	0	1	0	0	0	0	0	1	0	0	0
9/29	COL	90	0	1	3	0	0	0	1	2	0	0	0	0
10/3	@ DAL	90	0	2	1	0	0	0	1	3	0	0	0	0
10/9	@ KC	90	0	0	4	2	0	0	1	2	1	0	0	0

() = Substitute DNP = Did not play DND = Did not dress --- = Not with team INJ = Injured
 YEL = Yellow Card Point Accumulations SUS = Red Card Suspension NAT = National Team


CLINT MATHIS

#14

MATHIS VS. WEST PLAYOFF TEAMS

TEAM	GP	MIN	G	A	PTS	SHT	SOG	GW	GA	FC	FS	OF	CK	C	E
CHI	4	261	0	2	2	8	1	0	2	1	4	2	0	0	0
COL	4	315	1	1	3	9	2	0	0	8	6	2	2	1	0
DAL	2	180	0	2	2	7	2	0	0	3	4	2	0	0	0

LOS ANGELES GALAXY – PLAYER BIOGRAPHY



#15 DAVID WINNER

Position: Goalkeeper

Height: 6-1

Weight: 185

Born: April 23, 1971 in Ft. Lauderdale, Florida

Hometown: Davie, Florida

Citizenship: USA

College: University of Tampa

Last Club: San Jose Clash (MLS)

Drafted: By Los Angeles on October 16, 1999 off waivers.

1999 SEASON IN REVIEW: Finished the season appearing in eight games, posting a 3-5 win-loss record with Kansas City. David Winner is a three-year MLS veteran goalkeeper. He played with Columbus in 1996, 1997 and the beginning of 1998 before joining the Miami Fusion late in 1998. After spending the 1999 MLS season with both the Kansas City Wizards and San Jose Clash, who suffered goalkeeper problems, Winner was released. Los Angeles only recently acquired the netminder after releasing Seattle Sounders goalkeeper Bill May on October 16, 1999.

CAREER MLS REGULAR SEASON STATISTICS

YEAR	GP	GS	MIN	SHTS	SVS	C/P	GA	GAA	PG	PA	SG	SA	W	L	SO	SHO REC
1996	7	6	606	39	22	36	16	2.38	2	2	8	22	3	4	0	3-1
1997	4	3	271	19	11	9	6	1.99	0	0	1	5	1	2	0	1-0
1998	4	3	271	23	16	23	6	1.99	0	0	4	6	2	2	0	0-1
1999	8	6	631	42	27	13	13	1.85	1	3	5	15	3	5	0	2-1
TOTALS	23	18	1779	123	76	81	41	2.07	3	5	18	48	9	13	0	6-3

LOS ANGELES GALAXY – PLAYER BIOGRAPHY

1999 GAME-BY-GAME STATISTICS

Date	Team	MIN	SH	SV	C/P	GA	PG	PA	SG	SA	W/L	SO	FC	FS	C	E
3/20	COL	---														
3/28	DAL	---														
4/3	@ SJ	---														
4/8	CLB	---														
4/17	@ CHI	---														
4/24	SJ	---														
5/1	@ MET	---														
5/8	@ KC	---														
5/15	TB	---														
5/23	NE	---														
5/29	@ CLB	---														
6/6	KC	---														
6/12	CHI	---														
6/19	@ DC	---														
6/27	@ TB	---														
7/4	MIA	---														
7/11	@ NE	---														
7/25	KC	---														
7/28	@ COL	---														
7/31	@ CHI	---														
8/7	@ SJ	---														
8/14	DAL	---														
8/21	MET	---														
8/28	@ DAL	---														
9/1	SJ	---														
9/4	@ MIA	---														
9/11	CHI	---														
9/18	@ COL	---														
9/25	DC	---														
9/29	COL	---														
10/3	@ DAL	---														
10/9	@ KC	---														

() = Substitute DNP = Did not play DND = Did not dress --- = Not with team INJ = Injured ND = No Decision
 YEL = Yellow Card Point Accumulations SUS = Red Card Suspension NAT = National Team

D
A
V
I
D

W
I
N
N
E
R

#15

WINNER VS. WEST PLAYOFF TEAMS

TEAM	GP	MIN	SHT	SV	C/P	GA	GAA	PG	PA	SG	SA	W	L	SO	SHO REC
CHI	---														
COL	---														
DAL	---														

LOS ANGELES GALAXY – PLAYER BIOGRAPHY



#16 JOE FRANCHINO

Position: Defender

Height: 5-7

Weight: 140

Born: August 8, 1976 in Fontana, California

Hometown: Alta Loma, California

Citizenship: USA

College: University of Washington

Last Club: University of Washington

Drafted: By Los Angeles in the third round (30th overall) of the 1998 MLS College Draft.

1999 SEASON IN REVIEW: Finished the season appearing in 25 games...Registered three assists for three points on the season...Started 16 games as a defensive midfielder...3/20 vs. COL: Started and played 53 minutes before being replaced by Mauricio Cienfuegos. Assisted on Clint Mathis' goal in the 14th minute...4/3 @ SJ: Assisted on Clint Mathis' goal in the 86th minute sending the match to a shootout...4/17 @ CHI: Marked Peter Nowak out of the match with no shots. Earned his first nomination in 1999 to *Soccer America's* Team of the Week (April 12 – 18)...5/29 @ CLB: Started and played 76 minutes before being replaced by Ezra Hendrickson...8/21 vs. MET: Assisted with Greg Vanney on Zak Ibsen's second goal of the game in the 88th minute.

CAREER MLS REGULAR SEASON STATISTICS

YEAR	GP	GS	MIN	G	A	PTS	SHT	SOG	GW	GA	FC	FS	OF	CK	C	E
1998	16	7	736	0	4	4	7	4	0	0	15	13	0	0	4	0
1999	25	16	1316	0	3	3	14	5	0	0	26	18	1	0	2	0
TOTALS	41	23	2052	0	7	7	21	9	0	0	41	31	1	0	6	0

CAREER MLS PLAYOFFS STATISTICS

YEAR	GP	GS	MIN	G	A	PTS	SHT	SOG	GW	GA	FC	FS	OF	CK	C	E
1998	4	4	320	0	0	0	0	0	0	0	8	6	0	0	2	0
TOTALS	4	4	320	0	0	0	0	0	0	0	8	6	0	0	2	0

LOS ANGELES GALAXY – PLAYER BIOGRAPHY

**J
O
E

F
R
A
N
C
H
I
N
O**

#16

1999 GAME-BY-GAME STATISTICS


Date	Team	MIN	G	A	SHT	SOG	GW	GA	FC	FS	OF	CK	C	E
3/20	COL	53	0	1	2	0	0	0	0	0	0	0	0	0
3/28	DAL	64	0	0	0	0	0	0	2	1	0	0	0	0
4/3	@ SJ	90	0	1	1	1	0	0	0	1	0	0	0	0
4/8	CLB	(15)	0	0	1	0	0	0	0	1	0	0	0	0
4/17	@ CHI	90	0	0	1	1	0	0	0	1	0	0	0	0
4/24	SJ	90	0	0	0	0	0	0	2	1	0	0	1	0
5/1	@ MET	64	0	0	0	0	0	0	2	3	0	0	0	0
5/8	@ KC	(14)	0	0	1	0	0	0	0	0	0	0	0	0
5/15	TB	90	0	0	2	1	0	0	1	2	0	0	0	0
5/23	NE	35	0	0	1	0	0	0	0	0	0	0	0	0
5/29	@ CLB	76	0	0	0	0	0	0	1	0	0	0	1	0
6/6	KC	62	0	0	1	1	0	0	3	0	0	0	0	0
6/12	CHI	(35)	0	0	0	0	0	0	0	0	0	0	0	0
6/19	@ DC	DNP												
6/27	@ TB	19	0	1	0	0	0	0	1	0	0	0	0	0
7/4	MIA	DNP												
7/11	@ NE	DND												
7/25	KC	(15)	0	0	0	0	0	0	3	1	0	0	0	0
7/28	@ COL	90	0	0	1	0	0	0	0	0	0	0	0	0
7/31	@ CHI	(45)	0	0	0	0	0	0	2	0	1	0	0	0
8/7	@ SJ	(9)	0	0	0	0	0	0	0	0	0	0	0	0
8/14	DAL	90	0	0	0	0	0	0	3	1	0	0	0	0
8/21	MET	90	0	1	1	0	0	0	3	0	0	0	0	0
8/28	@ DAL	DNP												
9/1	SJ	(15)	0	0	0	0	0	0	0	1	0	0	0	0
9/4	@ MIA	(21)	0	0	1	1	0	0	1	2	0	0	0	0
9/11	CHI	DNP												
9/18	@ COL	45	0	0	0	0	0	0	1	2	0	0	0	0
9/25	DC	DNP												
9/29	COL	DNP												
10/3	@ DAL	(9)	0	0	0	0	0	0	0	0	0	0	0	0
10/9	@ KC	90	0	0	1	0	0	0	1	1	0	0	0	0

() = Substitute DNP = Did not play DND = Did not dress --- = Not with team INJ = Injured
YEL = Yellow Card Point Accumulations SUS = Red Card Suspension NAT = National Team

FRANCHINO VS. WEST PLAYOFF TEAMS

TEAM	GP	MIN	G	A	PTS	SHT	SOG	GW	GA	FC	FS	OF	CK	C	E
CHI	3	170	0	0	0	1	1	0	0	2	1	1	0	0	0
COL	3	188	0	1	1	3	0	0	0	1	2	0	0	0	0
DAL	3	163	0	0	0	0	0	0	0	5	2	0	0	0	0

LOS ANGELES GALAXY – PLAYER BIOGRAPHY



#17 EZRA HENDRICKSON

Position: Defender

Height: 6-3

Weight: 185

Born: January 16, 1972 in St. Vincent & The Grenadines

Hometown: Layout, St. Vincent & The Grenadines

Citizenship: Dual USA and St. Vincent & The Grenadines

College: Drake University

Last Club: NY/NJ MetroStars (MLS)

Drafted: By MetroStars in the first round (5th overall) of the 1997 Supplemental Draft.

Acquired: Signed by Los Angeles off waivers on August 6, 1997.

1999 SEASON IN REVIEW: A speedy attacking defender with the ability to move quickly up and down the sideline, Hendrickson has earned himself a starting spot on the right side of the defense...Scored four goals and three assists for 11 points this season, appearing 26 times including 19 starts...Tied Cobi Jones for the team lead in game-winning goals (3)...Did not play due to strained right groin from 3/20 to 4/3...4/8 vs. CLB: Started and played 75 minutes before being replaced by Joe Franchino. Assisted on Cobi Jones' goal in the 55th minute giving LA the 1-0 lead...7/11 @ NE: Recorded a goal and an assist. In the 73rd minute, Cienfuegos and Jones combined to set up Hendrickson in the box. Hendrickson and Peña set up Cobi Jones for his goal in the 85th minute. His performance in the 5-2 win earned him a nomination to *Soccer America's* Team of the Week (7/5-7/11)...7/25 vs. KC: Recorded his second-consecutive goal in as many games. Scoring in the 22nd minute, Hendrickson played a quick give-and-go with Roy Myers, releasing Hendrickson into the box, where he beat Wizards goalkeeper Chris Snitko to the far post, despite a charging Scott Vermillion, who was unable to clear the ball off the goal line...7/31 @ CHI: Contributed to a solid defensive effort that earned Hartman his seventh shutout of the season...8/14 vs. DAL: Scored the Galaxy's first goal of the match in the 7th minute unassisted...Did not play due to a deep contusion on his lower left calf...8/28 @ DAL: Did not play due to injury, a deep contusion on his left calf from 8/28 to 9/1...9/4 @ MIA: Started and played 90 minutes in his first game back from injury...9/29 vs. COL: Assisted on Cobi Jones's second goal of the match in the 56th minute, combining with Clint Mathis on the set up of the goal...10/9 @ KC: Scored the game-winning goal in the 25th minute, receiving a Myers pass inside the box before turning and firing a near post shot past Tony Meola...His performance earned him his third nomination to *Soccer America's* Team of the Week.

CAREER MLS REGULAR SEASON STATISTICS

YEAR	GP	GS	MIN	G	A	PTS	SHT	SOG	GW	GA	FC	FS	OF	CK	C	E
1997	14	6	797	0	1	1	1	7	0	1	9	10	0	0	1	0
1998	27	22	1946	5	8	18	24	14	0	5	38	7	5	0	4	0
1999	26	19	1708	4	3	11	16	9	3	0	36	10	3	0	3	0
TOTALS	67	47	4454	9	12	30	47	25	3	6	108	27	8	0	8	0

CAREER MLS PLAYOFFS STATISTICS

YEAR	GP	GS	MIN	G	A	PTS	SHT	SOG	GW	GA	FC	FS	OF	CK	C	E
1997	2	2	180	0	0	0	0	0	0	0	5	0	0	0	0	0
1998	3	1	145	1	0	2	3	2	0	0	4	2	0	0	0	0
TOTALS	5	3	325	1	0	2	3	2	0	0	9	2	0	0	0	0

LOS ANGELES GALAXY – PLAYER BIOGRAPHY

1999 GAME-BY-GAME STATISTICS

Date	Team	MIN	G	A	SHT	SOG	GW	GA	FC	FS	OF	CK	C	E
3/20	COL	DNP												
3/28	DAL	INJ												
4/3	@ SJ	INJ												
4/8	CLB	75	0	1	0	0	0	0	1	0	0	0	0	0
4/17	@ CHI	77	0	0	0	0	0	0	4	0	0	0	0	0
4/24	SJ	82	0	0	1	1	0	0	3	0	0	0	0	0
5/1	@ MET	57	0	0	3	1	0	0	0	0	0	0	0	0
5/8	@ KC	(33)	0	0	0	0	0	0	0	0	0	0	0	0
5/15	TB	(24)	0	0	1	1	0	0	0	0	0	0	0	0
5/23	NE	(30)	0	0	2	1	0	0	0	1	1	0	0	0
5/29	@ CLB	(14)	0	0	0	0	0	0	0	0	0	0	0	0
6/6	KC	45	0	0	0	0	0	0	0	0	0	0	0	0
6/12	CHI	90	0	0	0	0	0	0	0	1	0	0	0	0
6/19	@ DC	90	0	0	0	0	0	0	4	0	0	0	0	0
6/27	@ TB	11	0	0	0	0	0	0	0	0	0	0	0	0
7/4	MIA	(24)	0	0	0	0	0	0	1	0	1	0	1	0
7/11	@ NE	90	1	1	1	1	0	0	5	2	1	0	1	0
7/25	KC	72	1	0	1	1	1	0	0	0	0	0	0	0
7/28	@ COL	81	0	0	0	0	0	0	3	1	0	0	1	0
7/31	@ CHI	90	0	0	1	1	0	0	1	3	0	0	0	0
8/7	@ SJ	90	0	0	1	0	0	0	3	1	0	0	0	0
8/14	DAL	90	1	0	1	1	0	0	2	1	0	0	0	0
8/21	MET	INJ												
8/28	@ DAL	INJ												
9/1	SJ	DNP												
9/4	@ MIA	90	0	0	1	0	0	0	2	0	0	0	0	0
9/11	CHI	90	0	0	1	0	0	0	0	0	0	0	0	0
9/18	@ COL	82	0	0	1	0	0	0	2	1	0	0	0	0
9/25	DC	90	0	0	0	0	0	0	3	1	0	0	0	0
9/29	COL	90	0	1	0	0	0	0	0	0	0	0	0	0
10/3	@ DAL	11	0	0	0	0	0	0	0	0	0	0	0	0
10/9	@ KC	90	1	0	1	1	1	0	2	0	0	0	0	0

E
Z
R
A

H
E
N
D
R
I
C
K
S
O
N


#17

() = Substitute DNP = Did not play DND = Did not dress --- = Not with team INJ = Injured
YEL = Yellow Card Point Accumulations SUS = Red Card Suspension NAT = National Team

HENDRICKSON VS. WEST PLAYOFF TEAMS

TEAM	GP	MIN	G	A	PTS	SHT	SOG	GW	GA	FC	FS	OF	CK	C	E
CHI	4	347	0	0	0	2	1	0	0	5	4	0	0	0	0
COL	3	353	0	1	1	1	0	0	0	5	2	0	0	1	0
DAL	2	101	1	0	2	1	1	1	0	2	1	0	0	0	0

LOS ANGELES GALAXY – PLAYER BIOGRAPHY



#18 JORGE SALCEDO

Position: Midfielder

Height: 6-1

Weight: 175

Born: September 27, 1972

Hometown: Cerritos, California

Citizenship: USA

College: UCLA

Last Club: Tampa Bay Mutiny (MLS)

Acquired: Traded from Tampa Bay to Los Angeles on August 13, 1999.

1999 SEASON IN REVIEW: Finished the season appearing in a combined 19 games with both Tampa Bay and Los Angeles...Registered only one assist in 1,178 minutes on the pitch...Made only three appearances for the Galaxy, recording only 70 minutes and no goals or assists.

In Tampa Bay: Scored must-make SG in 5th round with TB down 2-1, enabling Mutiny to eventually take 3-2 win @ COLO 7/25...Sat out vs. KC 7/3 although ready to go after recovery from pulled quadriceps...DNP @ NY/NJ 6/30 and missed 1st GM of year due to quadriceps strain vs. LA 6/27...Quad injury forced Salcedo to leave in 53rd MIN vs. NE 6/19 ... Recorded his 1st AST of season against @ SJ 6/12 in eventual 2-1 SO loss...69 MIN before pulled left quadriceps forced him out of 1-0 win vs. MIA 6/5...Full 90 in 2-1 loss @MIA 5/29...Inspired 90 MIN in 2nd match in a row vs. a former club @CLB 5/22. Just missed WR on SA that would have clinched victory instead of a CLB misfire...Fifth consecutive 90-MIN match at LA 65/15, his 1st MLS club...Scored TB's 1st SG in 1-0 Mutiny win...90 MIN vs. CHI 5/8 ... One SHT in 90 MIN vs. MIA 5/1.

CAREER MLS REGULAR SEASON STATISTICS

YEAR	GP	GS	MIN	G	A	PTS	SHT	SOG	GW	GA	FC	FS	OF	CK	C	E
1996	29	22	2060	2	1	5	11	7	1	1	22	25	1	1	4	0
1997	28	26	2240	1	5	7	21	4	0	0	24	33	0	0	3	0
1998	26	21	1909	1	7	9	18	6	0	1	30	27	3	0	3	0
1999	19	12	1178	0	1	1	8	2	0	0	15	16	0	0	0	0
TOTALS	102	81	7387	4	14	22	58	19	1	2	91	101	4	1	10	0

CAREER MLS PLAYOFF STATISTICS

YEAR	GP	GS	MIN	G	A	PTS	SHT	SOG	GW	GA	FC	FS	OF	CK	C	E
1996	6	5	465	0	0	0	4	0	0	0	5	9	0	0	1	0
1997	2	0	33	0	0	0	1	0	0	0	2	1	0	0	0	0
TOTALS	8	5	498	0	0	0	5	0	0	0	7	10	0	0	1	0

LOS ANGELES GALAXY – PLAYER BIOGRAPHY

1999 GAME-BY-GAME STATISTICS

Date	Team	MIN	G	A	SHT	SOG	GW	GA	FC	FS	OF	CK	C	E
3/20	COL	---												
3/28	DAL	---												
4/3	@ SJ	---												
4/8	CLB	---												
4/17	@ CHI	---												
4/24	SJ	---												
5/1	@ MET	---												
5/8	@ KC	---												
5/15	TB	---												
5/23	NE	---												
5/29	@ CLB	---												
6/6	KC	---												
6/12	CHI	---												
6/19	@ DC	---												
6/27	@ TB	---												
7/4	MIA	---												
7/11	@ NE	---												
7/25	KC	---												
7/28	@ COL	---												
7/31	@ CHI	---												
8/7	@ SJ	---												
8/14	DAL	---												
8/21	MET	(26)	0	0	1	0	0	0	0	0	0	0	0	0
8/28	@ DAL	DNP												
9/1	SJ	DNP												
9/4	@ MIA	(16)	0	0	0	0	0	0	0	0	0	0	0	0
9/11	CHI	DNP												
9/18	@ COL	DND												
9/25	DC	(28)	0	0	0	0	0	0	0	0	0	0	0	0
9/29	COL	DNP												
10/3	@ DAL	DND												
10/9	@ KC	DND												

() = Substitute DNP = Did not play DND = Did not dress --- = Not with team INJ = Injured
 YEL = Yellow Card Point Accumulations SUS = Red Card Suspension NAT = National Team

J
O
R
G
E

S
A
L
C
E
D
O

#18

SALCEDO VS. WEST PLAYOFF TEAMS

TEAM	GP	MIN	G	A	PTS	SHT	SOG	GW	GA	FC	FS	OF	CK	C	E
CHI	DNP														
COL	DNP														
DAL	DNP														

LOS ANGELES GALAXY – PLAYER BIOGRAPHY



#20 PAUL CALIGIURI

Position: Defender

Height: 5-10

Weight: 174

Born: May 9, 1964 in Westminster, California

Hometown: Walnut, California

Citizenship: USA

College: University of California at Los Angeles

Last Club: Columbus Crew (MLS)

Drafted: By Columbus in the first round (10th overall) of the 1996 Supplemental Draft.

Acquired: Assigned to the Galaxy on March 23, 1997.

1999 SEASON IN REVIEW: A veteran member of the Galaxy's defensive unit, Caligiuri played one of his most consistent seasons, contributing the Galaxy's league low 29 goals allowed and 0.91 GAA. Finished the season appearing in 27 games, all starts, and amassed 2,275 minutes the most in his four year MLS career...Scored a goal and an assist for three points, including a game-winning goal...Was named to *Soccer America's* Team of the Week twice this season (4/19-25 and 7/26-8/1)...4/24 vs. SJ: Scored the game-winner for the Galaxy in the 58th minute with assists from Mauricio Cienfuegos and Robin Fraser. The outstanding performance earned Caligiuri his first nomination of 1999 to *Soccer America's* Team of the Week (April 19-25)... 5/1 @ MET: Registered the Galaxy's first shootout goal, propelling his squad to a 3-2 shootout advantage...6/12 vs. CHI: Received a red card ejection in the 51st minute for a dangerous tackle on Chicago's Manny Lagos...7/31 @ CHI: Anchored an outstanding defensive effort which held the Fire scoreless with 14 shots and six shots on goal...8/7 @ SJ: Combined with Mauricio Cienfuegos to assist on Zak Ibsen's goal in the 14th minute. After receiving a cross field pass from Cienfuegos, Caligiuri sent a perfect ball to the far left corner of the box and right to the head of sprinting Ibsen, who's header beat Joe Cannon from 15-yards out.

CAREER MLS REGULAR SEASON STATISTICS

YEAR	GP	GS	MIN	G	A	PTS	SHT	SOG	GW	GA	FC	FS	OF	CK	C	E
1996	22	21	1869	3	2	8	15	5	0	0	24	22	1	1	2	1
1997	16	16	1406	1	2	4	9	7	0	0	17	7	3	3	5	1
1998	18	14	1293	1	1	3	5	1	0	0	18	13	0	10	4	0
1999	27	27	2275	1	1	3	14	2	1	0	39	34	0	2	5	1
TOTALS	83	78	6843	6	6	18	43	15	1	0	98	76	4	16	16	3

CAREER MLS PLAYOFFS STATISTICS

YEAR	GP	GS	MIN	G	A	PTS	SHT	SOG	GW	GA	FC	FS	OF	CK	C	E
1996	3	3	270	0	0	0	2	1	0	0	8	8	0	0	2	0
1997	2	2	172	0	0	0	0	0	0	0	2	3	0	0	0	0
1998	4	4	315	1	1	3	4	3	0	0	4	4	1	0	1	0
TOTALS	9	9	757	1	1	3	6	11	0	0	14	15	1	0	3	0

LOS ANGELES GALAXY – PLAYER BIOGRAPHY

1999 GAME-BY-GAME STATISTICS

Date	Team	MIN	G	A	SHT	SOG	GW	GA	FC	FS	OF	CK	C	E
3/20	COL	90	0	0	0	0	0	0	0	2	0	0	0	0
3/28	DAL	74	0	0	0	0	0	0	1	1	0	2	0	0
4/3	@ SJ	70	0	0	0	0	0	0	1	1	0	0	0	0
4/8	CLB	DNP												
4/17	@ CHI	90	0	0	0	0	0	0	1	1	0	0	0	0
4/24	SJ	90	1	0	2	1	1	0	3	0	0	0	0	0
5/1	@ MET	90	0	0	1	0	0	0	2	2	0	0	0	0
5/8	@ KC	90	0	0	1	0	0	0	0	2	0	0	0	0
5/15	TB	66	0	0	1	1	0	0	1	0	0	0	1	0
5/23	NE	90	0	0	1	0	0	0	1	1	0	0	0	0
5/29	@ CLB	90	0	0	2	0	0	0	1	0	0	0	0	0
6/6	KC	90	0	0	1	0	0	0	0	0	0	0	0	0
6/12	CHI	51	0	0	0	0	0	0	2	1	0	0	0	1
6/19	@ DC	SUS												
6/27	@ TB	90	0	0	0	0	0	0	2	1	0	0	0	0
7/4	MIA	90	0	0	0	0	0	0	2	2	0	0	1	0
7/11	@ NE	DNP												
7/25	KC	90	0	0	0	0	0	0	3	1	0	0	0	0
7/28	@ COL	90	0	0	0	0	0	0	0	0	0	0	0	0
7/31	@ CHI	90	0	0	1	0	0	0	2	2	0	0	1	0
8/7	@ SJ	90	0	1	0	0	0	0	1	2	0	0	0	0
8/14	DAL	90	0	0	0	0	0	0	1	0	0	0	1	0
8/21	MET	59	0	0	1	0	0	0	0	1	0	0	0	0
8/28	@ DAL	80	0	0	1	0	0	0	1	1	0	0	0	0
9/1	SJ	75	0	0	0	0	0	0	0	0	0	0	0	0
9/4	@ MIA	INJ												
9/11	CHI	90	0	0	1	0	0	0	3	1	0	0	0	0
9/18	@ COL	90	0	0	1	0	0	0	4	6	0	0	0	0
9/25	DC	90	0	0	0	0	0	0	1	4	0	0	0	0
9/29	COL	DNP												
10/3	@ DAL	90	0	0	0	0	0	0	4	0	0	0	0	0
10/9	@ KC	90	0	0	0	0	0	0	2	2	0	0	0	0

**P
A
U
L

C
A
L
I
G
I
U
R
I

#20**

() = Substitute DNP = Did not play DND = Did not dress --- = Not with team INJ = Injured
YEL = Yellow Card Point Accumulations SUS = Red Card Suspension NAT = National Team

CALIGIURI VS. WEST PLAYOFF TEAMS

TEAM	GP	MIN	G	A	PTS	SHT	SOG	GW	GA	FC	FS	OF	CK	C	E
CHI	4	321	0	0	0	2	0	0	0	8	5	0	0	1	1
COL	3	270	0	0	0	1	0	0	0	4	8	0	0	1	0
DAL	4	334	0	0	0	1	0	0	0	7	2	0	2	1	0



#21 ROY MYERS

Position: Midfielder

Height: 6-1

Weight: 152

Birth date: April 13, 1969

Hometown: N/A

Citizenship: Costa Rica

College: N/A

Last Club: New York/New Jersey MetroStars

Acquired: Traded from MetroStars on June 1, 1999 in exchange for forward Welton.

1999 SEASON IN REVIEW: An additional midfield creator for the Galaxy, Myers has added a boost of creativity to the Galaxy midfield as well as complimented Cienfuegos while at the same time drawing attention away...Finished the season appearing in 19 games for the Galaxy, 17 starts. Scored four goals and six assists for 14 points...Registered two game-winning goals and three game-winning assists...Was named to *Soccer America's* Team of the Week two times (6/7-13 and 8/30-9/5)...Acquired by the club on June 1, 1999 in exchange for Brazilian forward Welton...6/6 vs. KC: Made his Galaxy debut as a substitute in the 46th minute replacing Ezra Hendrickson...6/12 vs. CHI: Started and played 55 minutes before being replaced by Joe Franchino. Tallied his first assist with the Galaxy in the 32nd minute, assisting on Carlos Hermosillo's goal...6/19 @ DC: Registered his second-straight assist in as many games. Assisted on Carlos Hermosillo's goal in the 22nd minute...6/27 @ TB: Started and played 71 minutes before being replaced Joe Franchino. Assisted on Mauricio Cienfuegos' strike in the 70th minute, combining with Danny Peña to set up Ciefuegos in front of the goal...7/4 vs. MIA: Registered his first career MLS goal in the 38th minute. Defender Paul Caligiuri began the scoring sequence by finding Myers, who played a one-two combination with midfielder Danny Peña, releasing the deadly Costa Rican in the box with only Lagerwey to beat...7/11 @ NE: Started and played 73 minutes before being replaced by Zak Ibsen in the 89th minute. Registered the game-winning goal in the 73rd minute, finishing a well place ball just outside the six-yard box with assists from Mauricio Cienfuegos and Carlos Hermosillo...7/25 vs. KC: Started and played 75 minutes before being replaced by Joe Franchino. Assisted on Ezra Hendrickson's goal in the 22nd minute, marking his sixth consecutive game with a point...9/1 vs. SJ: Registered a season high two goals. Cobi Jones and Danny Peña combined to set up Myers for his strike in the 2nd Minute. Registered his second goal on the night in the 58th minute, using Carlos Hermosillo with a give-and-go inside the box for an open net opportunity...9/4 @ MIA: Did not play due to caution point accumulation...9/11 vs. CHI: Combined with Clint Mathis to assist on Cobi Jones' game-winner in the 85th minute. Myers hit a well placed ball to Mathis in the middle, who struck a through ball freeing Cobi Jones. Inside the 18-yard box, Jones dribbled past a sliding Chicago goalkeeper Zach Thornton, before blasting a near post attempt off midfielder Jesse Marsch and in the roof of the net...9/11 vs. COL: Started and played 81 minutes before being replaced by Seth George.

CAREER MLS REGULAR SEASON STATISTICS

YEAR	GP	GS	MIN	G	A	PTS	SHT	SOG	GW	GA	FC	FS	OF	CK	C	E
1999	19	17	1418	4	6	14	21	15	2	3	39	37	7	5	4	0
	7	6	552	0	1	1	7	2	0	0	11	18	2	2	2	0
TOTALS	26	23	1970	4	7	15	28	17	2	3	50	55	9	7	6	0

LOS ANGELES GALAXY – PLAYER BIOGRAPHY

1999 GAME-BY-GAME STATISTICS

Date	Team	MIN	G	A	SHT	SOG	GW	GA	FC	FS	OF	CK	C	E
3/20	COL	---												
3/28	DAL	---												
4/3	@ SJ	---												
4/8	CLB	---												
4/17	@ CHI	---												
4/24	SJ	---												
5/1	@ MET	---												
5/8	@ KC	---												
5/15	TB	---												
5/23	NE	---												
5/29	@ CLB	---												
6/6	KC	(45)	0	0	0	0	0	0	1	0	0	0	0	0
6/12	CHI	55	0	1	1	1	0	0	3	0	0	0	0	0
6/19	@ DC	65	0	0	0	0	0	0	2	2	0	0	0	0
6/27	@ TB	71	0	1	4	2	0	0	0	3	0	0	0	0
7/4	MIA	90	1	0	2	1	0	0	1	3	0	0	0	0
7/11	@ NE	73	1	0	1	1	1	0	0	4	0	0	0	0
7/25	KC	75	0	1	0	0	0	1	0	3	1	0	0	0
7/28	@ COL	90	0	0	1	1	0	0	2	2	1	0	0	0
7/31	@ CHI	90	0	0	1	1	0	0	4	6	0	0	0	0
8/7	@ SJ	75	0	0	1	0	0	0	3	3	1	0	0	0
8/14	DAL	90	0	0	0	0	0	0	4	3	1	0	0	0
8/21	MET	(31)	0	0	0	0	0	0	2	0	0	0	0	0
8/28	@ DAL	90	0	0	2	2	0	0	2	2	0	0	1	0
9/1	SJ	90	2	0	2	2	2	0	3	1	0	0	1	0
9/4	@ MIA	YEL												
9/11	CHI	90	0	1	1	1	0	0	1	2	1	0	0	0
9/18	@ COL	81	0	0	1	0	0	0	0	1	1	0	0	0
9/25	DC	77	0	0	2	2	0	0	1	0	0	0	0	0
9/29	COL	59	0	0	1	0	0	0	0	1	2	0	0	0
10/3	@ DAL	INJ												
10/9	@ KC	81	0	1	1	0	0	1	5	1	0	0	0	0

ROY MYERS


#21

() = Substitute DNP = Did not play DND = Did not dress --- = Not with team INJ = Injured
YEL = Yellow Card Point Accumulations SUS = Red Card Suspension NAT = National Team

MYERS VS. WEST PLAYOFF TEAMS

TEAM	GP	MIN	G	A	PTS	SHT	SOG	GW	GA	FC	FS	OF	CK	C	E
CHI	3	235	0	2	2	3	3	0	1	8	8	1	5	1	0
COL	3	230	0	0	0	3	2	0	0	6	4	3	0	1	0
DAL	4	204	0	0	0	2	1	0	0	6	5	1	0	1	0

LOS ANGELES GALAXY – PLAYER BIOGRAPHY



#22 KEVIN HARTMAN

Position: Goalkeeper

Height: 6-1

Weight: 174

Born: May 25, 1974 in Athens, Ohio

Hometown: Palos Verdes, California

Citizenship: USA

College: University of California at Los Angeles

Last Club: University of California at Los Angeles

Drafted: By Los Angeles in the third round (29th overall) of the 1997 MLS College Draft.

1999 SEASON IN REVIEW: Finished the season appearing in 32 games, all starts...Saved 118 of 150 shots on goal, including 11 shutouts...Hartman shattered MLS' goals-against-average (GAA) for a single season by less than one goal per game for the first time in history. Hartman's 0.91 GAA easily surpassed the previous record set by Chicago's Zach Thornton in 1998 (1.17 GAA). An additional note, Hartman, who registered 32 games played and 2870 minutes, played five games and 794 more minutes than Thornton's 25 games and 2076 minutes...3/20 vs. COL: Made two saves on three shots on goal. In the shootout, Hartman allowed only one of four attempts to get past him helping the Galaxy to a 3-1 shootout advantage...3/28 vs. DAL: Made four saves on four shots on goal earning his first shutout of 1999. In the shootout, Hartman made saves on attempts by Brian Haynes and Temoc Suarez and then forced Oscar Pareja's shot off the right post. Galaxy won the shootout 3-2...4/3 @ SJ: Saved three of four shots on goal. Hartman was unsuccessful in four attempts to defend his net against four San Jose players losing the shootout 4-2...4/8 vs. CLB: Saved five of six shots before falling in the shootout 3-2 with one save...4/17 @ CHI: Saved five of six shots for the second consecutive match...4/24 vs. SJ: Earned the shutout with no shots on goal...5/1 @ MET: Recorded four saves in his second-straight shutout win. In the shootout, Hartman was beaten by the MetroStars' Mark Chung and Roy Myers, but forced Mike Sober's shot high and saved attempts by Petter Villegas and Ramiro Corrales for the 3-2 shootout win...5/8 @ KC: Made one save on three shots on goal...5/15 vs. TB: Recorded his fourth shutout of the season and saving four shots on goal. In the shootout, Hartman was unable to stop the Mutiny, allowing four-straight shootout goals...5/23 vs. NE: Made one save and recorded his second-straight shutout and fifth on the season...5/29 @ CLB: Saved three of four shots on goal. Hartman, who fell two minutes short of recording his third consecutive shutout, ended 324 minutes of perfect goalkeeping for the Galaxy...6/6 vs. KC: Made three saves in his league-leading sixth shutout of the season...6/19 @ DC: Recorded seven saves on eight shots on goal...6/27 @ TB: Registered his fourth consecutive victory and making a season high seven saves for only the second time. The win marks the longest winning streak of the season for the Galaxy (6/6-6/27)...7/4 vs. MIA: Allowed two goals in the losing effort...7/11 @ NE: Registered his tenth victory of the season. Hartman made three saves on five shots on goal while registering eight catch/punches. Allowed the second goal on a penalty kick by the Revolution's Joe-Max Moore in the 66th minute...7/25 vs. KC: Registered one save on two shots on goal...7/31 @ CHI: Faced 14 shots and saved six of six shots on goal. Hartman made strong saves throughout the second half on his way to recording his seventh shutout of the season...8/14 vs. DAL: Earned his eighth shutout of the season and 18th of his MLS career to tie Tony Meola for the all-time MLS career shutout record...8/21 vs. MET: Started and played 80 minutes before being replaced by back up Matt Reis...Hartman, who had played every minute of every game this season, ended a 2060 consecutive minutes played due to a collision with the MetroStars' Henry Zambrano...8/28 @ DAL: Allowed one goal on the night to Ariel Graziani in the 53rd minute...9/1 vs. SJ: Saved eight of nine shots on goal...9/11 vs. CHI: Saved four shots on goal on his way to a recording his ninth shutout of the season...9/29 vs. COL: Recorded his tenth shutout of the season...10/3 @ DAL: Faced a season high 14 shots on goal, making 10 saves including saving one of two penalty kicks...10/9 @ KC: Registered his 20th win and 11th shutout of the season, saving five of five shots on goal.

CAREER MLS REGULAR SEASON STATISTICS

YEAR	GP	GS	MIN	SHTS	SVS	C/P	GA	GAA	PG	PA	SG	SA	W	L	SO	SHO REC
1997	6	4	409	19	10	20	7	1.54	1	1	2	4	2	3	3	0-1
1998	29	28	2544	146	103	85	39	1.38	0	1	10	17	22	7	8	2-2
1999	32	32	2870	150	118	85	29	0.91	3	4	19	30	20	12	11	3-4
TOTALS	67	64	5823	315	231	190	75	1.16	4	6	31	51	44	22	22	5-7

CAREER MLS PLAYOFFS STATISTICS

YEAR	GP	GS	MIN	SHTS	SVS	C/P	GA	GAA	PG	PA	SG	SA	W	L	SO	SHO REC
1997	2	2	180	8	3	8	3	1.50	0	0	2	4	0	2	1	0-1
1998	4	4	360	21	15	11	5	1.25	0	0	2	5	2	2	0	0-1
TOTALS	6	6	540	29	18	19	8	1.33	0	0	4	9	2	4	1	0-2

LOS ANGELES GALAXY – PLAYER BIOGRAPHY

1999 GAME-BY-GAME STATISTICS

Date	Team	MIN	SH	SV	C/P	GA	PG	PA	SG	SA	W/L	SO	FC	FS	C	E
3/20	COL	90	3	2	3	1	0	0	1	4	W	0	0	0	0	0
3/28	DAL	90	4	4	0	0	0	0	2	5	W	1	0	1	0	0
4/3	@ SJ	90	4	3	7	1	0	0	4	4	L	0	0	0	0	0
4/8	CLB	90	6	5	2	1	0	0	3	5	L	0	0	0	0	0
4/17	@ CHI	90	1	1	2	0	0	0	0	0	W	1	0	0	0	0
4/24	SJ	90	0	0	5	0	0	0	0	0	W	1	0	0	0	0
5/1	@ MET	90	6	4	4	0	0	0	2	5	W	1	0	0	0	0
5/8	@ KC	90	3	1	1	2	0	0	0	0	L	0	0	0	0	0
5/15	TB	90	4	4	0	0	0	0	4	4	L	1	0	0	0	0
5/23	NE	90	1	1	4	0	0	0	0	0	W	1	0	0	0	0
5/29	@ CLB	90	4	3	3	1	0	0	3	3	L	0	0	1	0	0
6/6	KC	90	3	3	3	0	0	0	0	0	W	1	0	0	0	0
6/12	CHI	90	1	0	3	1	0	0	0	0	W	0	0	0	0	0
6/19	@ DC	90	8	7	3	1	0	0	0	0	W	0	0	1	1	0
6/27	@ TB	90	9	7	1	2	0	0	0	0	W	0	0	0	0	0
7/4	MIA	90	3	1	1	2	0	0	0	0	L	0	0	1	0	0
7/11	@ NE	90	5	3	8	2	1	1	0	0	W	0	0	0	0	0
7/25	KC	90	2	1	2	1	0	0	0	0	W	0	0	0	0	0
7/28	@ COL	90	4	3	6	1	0	0	0	0	L	0	0	0	0	0
7/31	@ CHI	90	6	6	2	0	0	0	0	0	W	1	0	0	0	0
8/7	@ SJ	90	5	3	5	1	0	0	0	0	W	0	0	0	0	0
8/14	DAL	90	6	6	5	0	0	0	0	0	W	1	0	0	0	0
8/21	MET	80	5	4	0	1	1	1	0	0	W	0	1	0	0	0
8/28	@ DAL	90	10	8	1	1	0	0	0	0	L	0	0	0	0	0
9/1	SJ	90	9	8	1	1	0	0	0	0	W	0	0	0	0	0
9/4	@ MIA	90	4	4	3	1	0	0	0	0	W	0	0	0	0	0
9/11	CHI	90	4	4	1	0	0	0	0	0	W	1	0	0	0	0
9/18	@ COL	90	3	2	2	1	0	0	0	0	L	0	0	1	0	0
9/25	DC	90	5	3	0	2	0	0	0	0	L	0	0	0	0	0
9/29	COL	90	0	0	1	0	0	0	0	0	W	1	0	0	0	0
10/3	@ DAL	90	14	10	2	4	1	2	0	0	L	0	0	0	0	0
10/9	@ KC	90	5	5	3	0	0	0	0	0	W	1	0	0	0	0

K
E
V
I
N

H
A
R
T
M
A
N

#22

() = Substitute DNP = Did not play DND = Did not dress --- = Not with team INJ = Injured
YEL = Yellow Card Point Accumulations SUS = Red Card Suspension NAT = National Team

HARTMAN VS. WEST PLAYOFF TEAMS

TEAM	GP	MIN	SHT	SV	C/P	GA	GAA	PG	PA	SG	SA	W	L	SO	SHO REC
CHI	4	360	17	15	9	2	0.50	0	0	0	0	3	1	2	0-0
COL	4	360	10	7	12	3	0.75	0	0	1	4	2	2	1	1-0
DAL	4	360	32	26	8	5	1.25	1	2	2	5	2	2	2	1-0

LOS ANGELES GALAXY – PLAYER BIOGRAPHY



25 MARVIN QUIJANO

Position: Midfielder

Height: 5-8

Weight: 150

Birth date: October 10, 1979

Hometown: Los Angeles, California

Citizenship: USA

College: Rio Hondo Junior College

Last Club: Rio Hondo Junior College

Acquired: By Los Angeles as a Project-40 allocation on March 9, 1999 after participating in the Galaxy's first-ever Project-40 combine.

1999 SEASON IN REVIEW: A young speedy forward with a blazing left foot, Quijano impressed Galaxy coaches with his potential talent by displaying glimpses of what is to come in his seven appearances for the club...5/23 vs. NE: Made his MLS debut in the 69th minute coming on as a substitute to replace Welton, taking two shots with one on goal. Quijano looked good in his first performance for coach Schmid, with two good scoring chances. Has not seen action since his last appearance...8/7 @ SJ: Came on as a substitute in the 82nd minute replacing Cobi Jones...8/14 vs. DAL: Started and played 77 minutes, registering his first MLS career start. Named Galaxy Player of the Game for his performance. Jose Botello came on as a substitute to replace Quijano in the 77th minute...8/21 vs. MET: Came on as a substitute in the 75th minute replacing Carlos Hermosillo...8/28 @ DAL: Came on as a substitute in the 80th minute replacing Paul Caligiuri...9/29 vs. COL: Came on as a substitute in the 67th minute replacing Cobi Jones. Assisted on Seth George's goal in the 89th minute, registered his first-ever MLS point.

U.S. Project-40: Has played in 18 games making nine starts, amassing 938 minutes, while registering two goals and two assists for six points. The game-winning assist came on a Darren Sawatzky strike in the 15th minute, propelling the Pro-40 to a 2-0 win over the Tennessee Rhythm, May 15...Scored his first U.S. Pro-40 goal in the 85th minute in the U.S. Pro-40's, 3-0 win over the Cincinnati Riverhawks on June 25...Quijano and Seth George's two scores are tied for the quickest back-to-back goals scored by two U.S. Pro-40 players. 9/7 @ San Francisco: Quijano was ejected from the match in the 75th minute due to receiving two cautions in a 4-3 loss to the San Francisco Bay Seals.

CAREER MLS REGULAR SEASON STATISTICS

YEAR	GP	GS	MIN	G	A	PTS	SHT	SOG	GW	GA	FC	FS	OF	CK	C	E
1999	7	1	167	0	1	1	4	1	0	0	3	5	4	1	1	0
TOTALS	7	1	167	0	1	1	4	1	0	0	3	5	4	1	1	0

CAREER U.S. PROJECT-40 STATISTICS

YEAR	GP	GS	MIN	G	A	PTS	SHT	GW	GA	FC	C	E
1999	18	9	938	2	2	6	22	0	0	10	3	1
TOTALS	18	9	938	2	2	6	22	0	0	10	3	1

CAREER U.S. PROJECT-40 PLAYOFF STATISTICS

YEAR	GP	GS	MIN	G	A	PTS	SHT	GW	GA	FC	C	E
1999	1	0	25	0	0	0	0	0	0	1	0	0
TOTALS	1	0	25	0	0	0	0	0	0	1	0	0

LOS ANGELES GALAXY – PLAYER BIOGRAPHY

1999 GAME-BY-GAME STATISTICS

Date	Team	MIN	G	A	SHT	SOG	GW	GA	FC	FS	OF	CK	C	E
3/20	COL	DNP												
3/28	DAL	DNP												
4/3	@ SJ	DND												
4/8	CLB	DNP												
4/17	@ CHI	DND												
4/24	SJ	DNP												
5/1	@ MET	DND												
5/8	@ KC	DND												
5/15	TB	DND												
5/23	NE	(21)	0	0	2	1	0	0	1	0	1	0	1	0
5/29	@ CLB	DND												
6/6	KC	DNP												
6/12	CHI	DNP												
6/19	@ DC	DND												
6/27	@ TB	DND												
7/4	MIA	DNP												
7/11	@ NE	DND												
7/25	KC	DNP												
7/28	@ COL	DND												
7/31	@ CHI	DND												
8/7	@ SJ	(6)	0	0	0	0	0	0	0	2	0	1	0	0
8/14	DAL	77	0	0	1	0	0	0	0	3	0	0	0	0
8/21	MET	15	0	0	0	0	0	0	1	0	0	0	0	0
8/28	@ DAL	10	0	0	0	0	0	0	0	0	0	0	0	0
9/1	SJ	DNP												
9/4	@ MIA	DND												
9/11	CHI	DNP												
9/18	@ COL	DND												
9/25	DC	13	0	0	0	0	0	0	0	0	2	0	0	0
9/29	COL	23	0	1	1	0	0	0	1	0	1	0	0	0
10/3	@ DAL	DND												
10/9	@ KC	DND												

M
A
R
V
I
N


Q
U
I
J
A
N
O

#25

() = Substitute DNP = Did not play DND = Did not dress --- = Not with team INJ = Injured
YEL = Yellow Card Point Accumulations SUS = Red Card Suspension NAT = National Team

QUIJANO VS. WEST PLAYOFF TEAMS

TEAM	GP	MIN	G	A	PTS	SHT	SOG	GW	GA	FC	FS	OF	CK	C	E
CHI	0	0	0	0	0	0	0	0	0	0	0	0	0	0	0
COL	1	23	0	1	1	1	0	0	0	1	0	1	0	0	0
DAL	2	87	0	0	0	1	0	0	0	0	3	0	0	0	0



#27 CARLOS HERMOSILLO

Position: Forward

Height: 6-2

Weight: 180

Born: August 24, 1964

Hometown: Veracruz, Mexico

Citizenship: Mexico

College: N/A

Last Club: Cruz Azul (Mexican First Division)

Acquired: Allocated to Los Angeles after signing two-year deal with MLS on May 27, 1998.

1999 SEASON IN REVIEW: A crafty veteran strike on top, Hermosillo joined the Galaxy on 6/12 and instantly added more offensive punch to the Galaxy's offense...Scored three consecutive goals in his first three games back with the Galaxy (6/12-6/27)...Finished the season appearing in 16 games, all starts...Registered eight goals and three assist for 19 points, finishing fourth on the team in points...

6/12 vs. CHI: Recorded his first goal of the 1999 MLS season in 32nd minute. Assisted by Simon Elliott and Roy Myers...6/19 @ DC: Recorded his second straight goal in a many matches. Cienfuegos and Myers recorded the assist on Hermosillo's finish of a Cienfuegos rebound in the 22nd minute...6/27 @ TB: Registered his third-straight goal of 1999 season in the 85th minute...7/11 @ NE: Tallied a goal and an assist on the day. Hermosillo combined with Mauricio Cienfuegos to set up Ezra Hendrickson's game-winning goal in the 73rd minute. In the last minute of play, Hermosillo made a sixty-yard run up field just in time to make a sliding effort on a Cobi Jones cross. The effort was rewarded as Hermosillo knocked the cross into an empty net, sealing the 5-2 victory...Did not play due to a lower back strain missing games on 7/28 and 8/14...8/21 vs. MET: Started and played 75 minutes, registering two goals before being replaced by Marvin Quijano in his first game back from a lower back strain...9/1 vs. SJ: Assisted on Roy Myers game-winning goal in the 58th minute... 10/3 @ DAL: Scored two goals in the day, registering the first in the 26th minute and the second in the 44th minute.

CAREER MLS REGULAR SEASON STATISTICS

YEAR	GP	GS	MIN	G	A	PTS	SHT	SOG	GW	GA	FC	FS	OF	CK	C	E
1998	18	18	1530	6	12	24	39	22	2	3	32	24	13	0	0	1
1999	16	16	1280	8	3	19	38	24	0	3	19	15	24	0	3	0
TOTALS	34	34	2810	14	15	43	77	46	2	6	51	39	37	0	3	1

CAREER MLS PLAYOFFS STATISTICS

YEAR	GP	GS	MIN	G	A	PTS	SHT	SOG	GW	GA	FC	FS	OF	CK	C	E
1998	4	4	347	1	5	7	6	3	0	0	5	4	0	0	2	0
TOTALS	4	4	347	1	5	7	6	3	0	0	5	4	0	0	2	0

LOS ANGELES GALAXY – PLAYER BIOGRAPHY

1999 GAME-BY-GAME STATISTICS

Date	Team	MIN	G	A	SHT	SOG	GW	GA	FC	FS	OF	CK	C	E
3/20	COL	---												
3/28	DAL	---												
4/3	@ SJ	---												
4/8	CLB	---												
4/17	@ CHI	---												
4/24	SJ	---												
5/1	@ MET	---												
5/8	@ KC	---												
5/15	TB	---												
5/23	NE	---												
5/29	@ CLB	---												
6/6	KC	---												
6/12	CHI	83	1	0	1	1	0	0	1	1	0	0	0	0
6/19	@ DC	72	1	0	3	2	0	0	1	1	2	0	0	0
6/27	@ TB	90	1	2	1	1	0	0	1	0	2	0	1	0
7/4	MIA	90	0	0	3	2	0	0	3	1	2	0	0	0
7/11	@ NE	90	1	1	2	2	0	0	2	0	3	0	0	0
7/25	KC	79	0	0	2	0	0	0	0	2	1	0	0	0
7/28	@ COL	INJ												
7/31	@ CHI	INJ												
8/7	@ SJ	INJ												
8/14	DAL	INJ												
8/21	MET	75	2	0	3	2	0	0	0	1	1	0	0	0
8/28	@ DAL	90	0	0	2	1	0	0	1	1	0	0	0	0
9/1	SJ	68	0	1	4	2	0	0	1	0	0	0	1	0
9/4	@ MIA	90	0	0	3	2	0	0	2	1	3	0	1	0
9/11	CHI	75	0	0	3	2	0	0	3	0	3	0	0	0
9/18	@ COL	90	0	0	5	2	0	0	0	1	0	0	0	0
9/25	DC	90	0	0	2	1	0	0	0	4	4	0	0	0
9/29	COL	75	0	0	1	1	0	0	2	0	3	0	0	0
10/3	@ DAL	90	2	0	3	3	0	0	2	2	0	0	0	0
10/9	@ KC	33	0	0	0	0	0	0	0	0	1	0	0	0

C
A
R
L
O

H
E
R
M
O
S
I
L
L
O

#27

() = Substitute DNP = Did not play DND = Did not dress --- = Not with team INJ = Injured
YEL = Yellow Card Point Accumulations SUS = Red Card Suspension NAT = National Team

HERMOSILLO VS. WEST PLAYOFF TEAMS

TEAM	GP	MIN	G	A	PTS	SHT	SOG	GW	GA	FC	FS	OF	CK	C	E
CHI	2	158	1	0	2	4	3	0	0	4	1	2	0	0	0
COL	2	165	2	0	0	6	3	0	0	2	1	3	0	0	0
DAL	2	180	2	0	4	5	4	0	0	3	3	0	0	0	0



#29 SETH GEORGE

Position: Forward

Height: 5-9

Weight: 164

Birth date: March 30, 1976

Hometown: Mission Viejo, California

College: University of California at Los Angeles (UCLA)

Last Club: 1860 Munich (Germany)

Drafted: By Los Angeles in the second round (13th overall) in the 1999 MLS College Draft.

1999 SEASON IN REVIEW: Finished the season appearing in nine games, making one start for the Galaxy...Scored two goals in his rookie season on only five shots on goal in 201 minutes on the pitch...George, 23, was selected by the Galaxy with the 13th overall pick (from New England) in the second round of the 1999 MLS College Draft. He subsequently spent sometime with Munich 1860 before opting out of his contract and returning to Southern California. ...6/12 vs. CHI: Made his MLS debut as a substitute in the 83rd minute replacing Carlos Hermosillo...7/28 @ COL: Made his first-ever MLS start, playing 63 minutes before being replaced by Zak Ibsen...8/7 @ SJ: Came on as a substitute in the 75th minute replacing Roy Myers. Registered his first career MLS goal in the 82nd minute. Cienfuegos and Elliott combined to set up the rookie's goal, feeding the UCLA graduate at the near post. George's shot was only partial deflected by Cannon...9/29 vs. COL: Scored his second MLS goal in the 89th minute, connecting with fellow substitute Marvin Quijano.

U.S. Project-40: In his debut with the U.S. Project-40, George recorded two goals to spark the club to a 3-0 win over the Cincinnati Riverhawks on June 25. Lazo Alavanja (Dallas Burn) set up George's first goal, stealing an errant pass by Cincinnati and feeding the ball to George inside the penalty box. George finished with a strike to the upper right corner from 10-yards in the 36th minute. In the 83rd minute, Kirk Wilson (Dallas Burn) slipped a ball to George, freeing him on a breakaway, which he finished from 12-yards out. George has suited up for the road warriors in two games registering two goals in 180 minutes of play.

CAREER MLS REGULAR SEASON STATISTICS

YEAR	GP	GS	MIN	G	A	PTS	SHT	SOG	GW	GA	FC	FS	OF	CK	C	E
1999	9	1	201	2	0	4	5	5	0	0	5	3	7	0	1	0
TOTALS	9	1	201	2	0	4	5	5	0	0	5	3	7	0	1	0

CAREER U.S. PROJECT-40 STATISTICS

YEAR	GP	GS	MIN	G	A	PTS	SHT	GW	GA	FC	C	E
1999	2	2	180	2	0	4	2	1	0	0	0	0
TOTALS	2	2	180	2	0	4	2	1	0	0	0	0

LOS ANGELES GALAXY – PLAYER BIOGRAPHY

1999 GAME-BY-GAME STATISTICS

Date	Team	MIN	G	A	SHT	SOG	GW	GA	FC	FS	OF	CK	C	E
3/20	COL	---												
3/28	DAL	---												
4/3	@ SJ	---												
4/8	CLB	---												
4/17	@ CHI	---												
4/24	SJ	---												
5/1	@ MET	---												
5/8	@ KC	---												
5/15	TB	---												
5/23	NE	---												
5/29	@ CLB	---												
6/6	KC	---												
6/12	CHI	(7)	0	0	0	0	0	0	0	0	0	0	0	0
6/19	@ DC	(18)	0	0	0	0	0	0	0	0	0	0	0	0
6/27	@ TB	DND												
7/4	MIA	DNP												
7/11	@ NE	DND												
7/25	KC	(11)	0	0	0	0	0	0	0	0	0	0	0	0
7/28	@ COL	63	0	0	2	2	0	0	0	1	1	0	0	0
7/31	@ CHI	(6)	0	0	0	0	0	0	2	0	0	0	0	0
8/7	@ SJ	(15)	1	0	1	1	0	0	0	0	1	0	0	0
8/14	DAL	DNP												
8/21	MET	DNP												
8/28	@ DAL	DND												
9/1	SJ	DNP												
9/4	@ MIA	DNP												
9/11	CHI	DNP												
9/18	@ COL	(9)	0	0	0	0	0	0	1	0	1	0	0	0
9/25	DC	DNP												
9/29	COL	(15)	1	0	1	1	0	0	1	0	1	0	0	0
10/3	@ DAL	DNP												
10/9	@ KC	(57)	0	0	1	1	0	0	1	2	3	0	0	0

S
E
T
H

G
E
O
R
G
E

#29

() = Substitute DNP = Did not play DND = Did not dress --- = Not with team INJ = Injured
YEL = Yellow Card Point Accumulations SUS = Red Card Suspension NAT = National Team

CIENFUEGOS VS. WEST PLAYOFF TEAMS

TEAM	GP	MIN	G	A	PTS	SHT	SOG	GW	GA	FC	FS	OF	CK	C	E
CHI	4	360	0	2	2	8	2	0	2	4	8	0	0	0	0
COL	4	307	0	1	1	4	0	0	0	4	1	0	0	1	0
DAL	3	270	0	1	1	2	0	0	0	4	3	0	0	0	0



1999 YEAR IN REVIEW

LOS ANGELES GALAXY 1999 SEASON REVIEW

1999 SEASON: The Galaxy finished the season with a 20-12 record (.625) with 54 points and earned the Western Conference regular season title for the second consecutive season and third time in club history. A slow start to the season (2-3) and a lack luster performance from the MLS' highest scoring team in 1998 (85 goals) saw third-year head coach Octavio Zambrano relieved of his duties on April 22, 1999. Los Angeles named a local college legend, luring UCLA's Sigi Schmid to the challenge of coaching in Major League Soccer. In his first year as head coach, Schmid led the Galaxy to a 17-9 record (.654) good for 49 points. Since Schmid joined the Galaxy, Los Angeles has gone through a season long transformation from a team with potential to a potential champion. At the Rose Bowl, Los Angeles finished the season with third best home record 12-4 (.750) in MLS. On the road, the Galaxy finished with an 8-8 record (.500). The Galaxy tied to the best record against fellow West opponents with a 13-7 record (.650) and as the top club versus the East notching a 7-5 record (.583). The Galaxy finished the regular season

A PRIVILEGED FEW: Los Angeles is one of the privileged few to have earned a playoff birth in all four years of the MLS' existence. The Galaxy is one of three teams to have achieved this feat and is joined by only D.C. United and Dallas Burn. Of the three teams, D.C. United is the only club to have captured the MLS Cup. Los Angeles' strongest performance was in 1996 when the Galaxy went to the MLS finals but fell in overtime to United, 3-2, on a 94th minute "Golden Goal".

GALAXY BREAK 20-WIN PLATEAU, AGAIN: Los Angeles has become the first team in Western Conference history to achieve back-to-back 20 win seasons, compiling 24-8 (1998) and 20-12 (1999) records. Also, Los Angeles is the second team in MLS history behind D.C. United (1998-99) to win 20 games in consecutive seasons. In 1998, the Galaxy earned its 20th win on 8/22 at New England (3-0), but this season the Galaxy notched its 20th win in the final game of the season on 10/9 at Kansas City (1-0).

REGULAR SEASON WESTERN CONFERENCE CHAMPIONS: The Los Angeles Galaxy finished the 1999 regular season with a 20-12 record, earning 54 points and the regular season Western Conference Championship. The Galaxy also clinched home field advantage for the third time in the club's four years history (also 1996 and 1998). The 20-12 record stands as the Galaxy second best record in history only behind last season's record setting 24-8 (68 points) mark.

12TH MAN DOMINATES AT ROSE BOWL: The Galaxy and its "12th Man", the fans, helped the club to dominate at the Rose Bowl, posting a 12-4 record (.740) the third best in the league. Against the Western Conference, Los Angeles compiled an amazing undefeated 10-0 record (1.000), sweeping all five West opponents at the Rose Bowl. The Galaxy outscored its opponents 24-10, including shutting out our opponent eight times. Los Angeles finished the regular season in second place in attendance averaging 17,632 at the Rose Bowl.

LOS ANGELES GALAXY 1999 SEASON REVIEW

BEST DEFENSE: Los Angeles boasts the best defensive unit in Major League Soccer for the second-consecutive season, allowing a league low 29 goals against for a 0.91 goals-against-average (GAA). The Galaxy destroyed the old league low for goals against beating the previous record of 41 goals allowed and 1.22 GAA set by the Columbus Crew in 1997. Also, the unit contributed to recording 11 shutouts on the season, the most in a single-season MLS season, equaled only by Dallas (1999). The defensive unit is led by Galaxy captain Robin Fraser and includes Paul Caligiuri, Ezra Hendrickson, Steve Jolley and Greg Vanney. However, one must not leave out the club's defensive midfielder Danny Peña.

1999 LOS ANGELES GALAXY AWARDS:

HONDA MOST VALUABLE PLAYER: Goalkeeper Kevin Hartman was voted the 1999 Galaxy MVP by Los Angeles Soccer Writers. Hartman posted a 20-12 record (.625), including being the first goalkeeper in MLS history to record 20 plus wins in a season. Hartman led the goalkeepers in wins (20), minutes (2870) and tied for first in shutouts (11).

BIC DEFENDER OF THE YEAR: Defender Robin Fraser was voted 1999 Galaxy BIC Defender of the Year by the Los Angeles Soccer Writers. Fraser, the Galaxy captain, led the defense to its second-straight season as the league's top unit. Los Angeles held its opponents to only 29 goals allowed for a 0.91 GAA and allowed only 150 shots on goal.

BUDWEISER SCORING CHAMPION: Forward Cobi Jones earned the 1999 Los Angeles Galaxy Budweiser Scoring Championship by leading the Galaxy with eight goals and eight assists for 24 points, including three game-winning goals and two game-winning assists. This marks the second-straight season Jones has captured the Galaxy's Budweiser Scoring Championship (19-13=).

HARTMAN SHATTERS RECORD: Galaxy goalkeeper Kevin Hartman shattered Major League Soccer's goals-against-average (GAA) for a single season by less than one goal per game for the first time in history. Hartman's 0.91 GAA easily surpassed the previous record set by Chicago's Zach Thornton in 1998 (1.17 GAA). An additional note, Hartman, who registered 32 games played and 2870 minutes, played five games and 794 more minutes than Thornton's 25 games and 2076 minutes.

CLEAN SHEETS: Goalkeeper Kevin Hartman finished the 1999 season as the MLS' most unblemished 'keeper, allowing a league low 29 goals while recording eleven clean sheets on the season. The record-season for the young keeper ties him for the most shutouts in a single season with Dallas' Matt Jordan.

LOS ANGELES GALAXY 1999 GAME-BY-GAME

Game	Date	Opponent	Result	Record	Pts.	Galaxy Goals (by #)	Galaxy Goalkeeper	Atten.
1	3/20	COLORADO	2-1 SOW	1-0	1	14	Hartman	17,343
2	3/28	DALLAS	1-0 SOW	2-0	2	none	Hartman	27,034
3	4/3	@ San Jose	1-2 SOL	2-1	2	<u>14</u>	Hartman	12,017
4	4/8	COLUMBUS	1-2 SOL	2-2	2	13	Hartman	4,825
5	4/17	@ Chicago	0-1 L	2-3	2	none	Hartman	9,972
6	4/24	SAN JOSE	1-0 W	3-3	5	20	Hartman	16,700
7	5/1	@ NY/NJ	1-0 SOW	4-3	6	none	Hartman	13,778
8	5/8	@ Kansas City	2-1 L	4-4	6	2	Hartman	8,287
9	5/15	TAMPA BAY	0-1 SOL	4-5	6	none	Hartman	11,378
10	5/23	NEW ENGLAND	1-0 W	5-5	9	5	Hartman	7,581
11	5/29	@ Columbus	1-2 SOL	5-6	9	13	Hartman	16,596
12	6/6	KANSAS CITY	1-0 W	6-6	12	14	Hartman	6,871
13	6/12	CHICAGO	2-1 W	7-6	15	27, 12	Hartman	18,102
14	6/19	@ DC United	2-1 W	8-6	18	27, 10	Hartman	21,138
15	6/27	@ Tampa Bay	4-2 W	9-6	21	14, 10, 14 , 27	Hartman	10,091
16	7/4	MIAMI	1-2 L	9-7	21	21	Hartman	60,433
17	7/11	@ New England	5-2 W	10-7	24	14, 17, 21 , 13, 27	Hartman	14,323
18	7/25	KANSAS CITY	2-1 W	11-7	27	14, 17	Hartman	8,929
19	7/28	@ Colorado	0-1 L	11-8	27	none	Hartman	5,018
20	7/31	@ Chicago	1-0 W	12-8	30	12	Hartman	21,331
21	8/7	@ San Jose	4-1 W	13-8	33	7, 13, 10, 29	Hartman	15,648
22	8/14	DALLAS	2-0 W	14-8	36	17	Hartman	14,635
23	8/21	NY/NJ	4-1 W	15-8	39	27, 7, 27, 7	HARTMAN, Reis	12,045
24	8/28	@ Dallas	0-1 L	15-9	39	none	Hartman	14,033
25	9/1	SAN JOSE	3-1 W	16-9	42	21 , 21 , 3	Hartman	8,662
26	9/4	@ Miami	2-1 W	17-9	45	2, 13	Hartman	12,421
27	9/11	CHICAGO	1-0 W	18-9	48	13	Hartman	28,316
28	9/18	@ Colorado	0-1 L	18-10	48	none	Hartman	8,952
29	9/25	DC UNITED	0-1 L	18-11	48	none	Hartman	29,161
30	9/29	COLORADO	4-0 W	19-11	51	5 , 13, 13, 29	Hartman	10,098
31	10/3	@ Dallas	3-4 L	19-12	51	27, 14, 27	Hartman	13,206
32	10/9	@ Kansas City	1-0 W	20-12	54	17	Hartman	14,845

Goal Key: bold = game-winning goal, underline = game-tying goal, italic = penalty kick goal
When two goalkeepers play in one game, all caps received decision.

1999 Goal Scoring Timeline

Minute	0-10	11-20	21-30	31-40	41-45	46-50	51-60	61-70	71-80	81-90	Total
Goals	7	3	5	5	3	1	7	4	5	9	49

1999 Goals Allowed Timeline

Minute	0-10	11-20	21-30	31-40	41-45	46-50	51-60	61-70	71-80	81-90	Total
Goals	3	3	1	5	1	3	2	4	3	4	29

1999 LOS ANGELES GALAXY LINEUPS

Date	Opp.	GK	Defenders	Midfielder	Forwards
3/20	vs. COIL	Hartman	Fraser, Caligiuri, Vanney, Zak Ibsen (Lozzano '81)	Hernandez, Peña, Franchino (Cienfuegos '53), Mathis	Jones, Welton
3/28	vs. DAL	Hartman	Caligiuri (Lozzano '74), Vanney, Jolley, Franchino (Ibsen '64)	Daniel Hernandez, Danny Peña, Mauricio Cienfuegos, Clint Mathis	Jones, Welton
4/3	@ SJ	Hartman	Franchino, Jolley, Vanney, Caligiuri (Ibsen 70)	Hernandez, Cienfuegos, Peña (Lozzano 74)	Welton, Mathis, Jones
4/8	vs. CLB	Hartman	Hendrickson (Franchino 75), Vanney, Jolley, Ibsen	Peña, Hernandez (Lozzano), Cienfuegos	Welton, Mathis, Jones
4/17	@ CHI	Hartman	Vanney, Caligiuri, Jolley, Hendrickson (Ibsen 77)	Hernandez, Franchino, Cienfuegos	Lozzano, Mathis, Jones
4/24	vs. SJ	Hartman	Vanney, Jolley, Fraser, Caligiuri	Franchino, Peña, Cienfuegos, Hendrickson (Ibsen '82)	Mathis (Hernandez '88), Jones
5/1	@ MET	Hartman	Vanney, Jolley, Fraser, Caligiuri	Franchino (Hernandez '64), Peña, Cienfuegos, Hendrickson (Welton '57)	Mathis (Ibsen '90)
5/8	@ KC	Hartman	Vanney, Jolley (Hendrickson '57), Fraser, Caligiuri	Hernandez, Peña (Franchino '76), Cienfuegos	Welton, Ibsen (Lozzano '46), Jones
5/15	vs. TB	Hartman	Vanney, Jolley, Fraser, Caligiuri (Hendrickson '66)	Franchino, Peña, Cienfuegos, Mathis	Welton (Ibsen '65), Jones
5/23	vs. NE	Hartman	Vanney, Jolley, Fraser, Caligiuri	Franchino (Elliott '35), Peña, Cienfuegos, Mathis (Hendrickson '60)	Welton (Quijano '69), Jones
5/29	@ CLB	Hartman	Vanney, Fraser, Jolley, Caligiuri	Franchino (Hendrickson '76), Peña, Cienfuegos, Elliott	Mathis (Welton '69), Jones
6/6	vs. KC	Hartman	Vanney, Jolley, Fraser, Caligiuri	Franchino (Hernandez '62), Elliott, Cienfuegos, Hendrickson (Myers '46)	Mathis (Ibsen '83), Jones
6/12	vs. CHI	Hartman	Vanney, Jolley, Fraser, Hendrickson	Elliott, Peña, Myers (Franchino '55), Cienfuegos	Mathis (Ibsen '72), Hermosillo (George '83)
6/19	@ DC	Hartman	Vanney, Jolley, Fraser, Hendrickson	Elliott, Peña, Cienfuegos, Myers (Mathis '65)	Jones, Hermosillo (George '72)
6/27	@ TB	Hartman	Vanney, Jolley (Hendrickson '79), Fraser, Caligiuri	Elliott (Mathis '65), Peña, Cienfuegos, Myers (Franchino '71)	Hermosillo, Jones
7/4	vs. MIA	Hartman	Vanney, Jolley (Hendrickson '66), Fraser, Caligiuri	Elliott, Peña (Mathis '60), Cienfuegos, Myers	Hermosillo, Jones
7/11	@ NE	Hartman	Vanney, Jolley, Fraser, Hendrickson	Mathis (Ibsen '89), Peña, Cienfuegos, Myers (Elliott '73)	Hermosillo, Mathis
7/25	vs. KC	Hartman	Vanney, Hernandez, Caligiuri, Hendrickson	Elliott, Peña, Cienfuegos, Myers	George (Ibsen '63), Mathis
7/28	@ COL	Hartman	Vanney, Hernandez, Caligiuri, Hendrickson (Jolley '81)	Elliott, Franchino, Cienfuegos, Myers	Mathis (George '84), Jones (Quijano '82)
7/31	@ CHI	Hartman	Vanney, Hernandez, Caligiuri, Hendrickson, Caligiuri,	Elliott (Jolley '74), Peña, Cienfuegos, Franchino (Ibsen '46), Myers	Jones, Quijano (Botello '77)
8/14	vs. DAL	Hartman	Vanney, Hendrickson, Caligiuri, Fraser	Franchino, Peña, Myers, Ibsen (Elliott '72)	Jones, Hermosillo, Ibsen
8/21	vs. MET	Hartman	Vanney, Caligiuri (Myers '59), Fraser, Jolley, (Quijano '75)	Franchino, Elliott, Cienfuegos (Salcedo '64),	
8/28	@ DAL	Hartman	Vanney, Caligiuri (Quijano '80), Fraser, Ibsen, (Jolley '46)	Elliott, Peña, Cienfuegos, Myers	Jones, Hermosillo
9/1	vs. SJ	Hartman	Vanney, Caligiuri, (Franchino '75), Fraser, Ibsen (Jolley '31)	Elliott, Peña, Cienfuegos, Myers	Jones, Hermosillo (Mathis '68)
9/4	@ MIA	Hartman	Vanney, Jolley, Fraser, Hendrickson	Mathis (Salcedo '74), Peña (Franchino '69), Cienfuegos, Elliott	Jones, Hermosillo
9/11	vs. CHI	Hartman	Vanney, Fraser, Caligiuri, Hendrickson	Elliott, Peña, Cienfuegos, Myers	Jones, Hermosillo (Mathis '75)
9/18	@ COL	Hartman	Vanney, Fraser, Hendrickson (Ibsen '82), Caligiuri	Elliott, Myers (George '81), Cienfuegos, Franchino (Mathis '46)	Jones, Hermosillo
9/25	vs. DC	Hartman	Vanney, Fraser, Caligiuri, Hendrickson	Myers (Quijano '77), Peña (Salcedo '62), Cienfuegos, Elliott (Mathis '46)	Jones, Hermosillo
9/29	vs. COL	Hartman	Vanney, Fraser, Jolley, Hendrickson	Myers (Elliott '59), Peña, Cienfuegos, Mathis	Jones (Quijano '67), Hermosillo (George '75)
10/3	@ DAL	Hartman	Vanney, Caligiuri, Jolley (Hendrickson '79), Ibsen (Fraser '61)	Cienfuegos, Elliott (Franchino '81), Mathis, Peña	Jones, Hermosillo
10/9	@ KC	Hartman	Vanney, Caligiuri, Fraser, Hendrickson	Peña (Elliott '46), Franchino, Myers (Ibsen '81), Jones	Jones, Hermosillo (George '33)

1999 LOS ANGELES GALAXY FINAL REGULAR STATISTICS

UNF	POS	PLAYER	GP	GS	MIN	G	A	PTS	SHT	SOG	GW	GA	PG	PA	SG	SA	BK	FC	FS	OF	CK	C	E
13	MID	Cobi Jones	28	28	2488	8	8	24	62	32	3	2	0	1	2	4	0	34	80	32	32	4	0
10	MID	Mauricio Cienfuegos	30	29	2621	3	17	23	42	17	1	8	0	2	3	5	0	29	53	4	1	4	0
14	MID	Clint Mathis	27	20	1890	7	6	20	63	19	2	2	0	0	4	5	0	22	26	14	4	1	1
27	FWD	Carlos Hermosillo	16	16	1280	8	3	19	38	24	0	3	0	0	0	0	0	19	15	24	0	3	0
21	M/F	Roy Myers	19	17	1418	4	6	14	21	15	2	3	0	0	0	0	1	39	37	7	5	4	0
		with MET	7	6	552	0	1	1	7	2	0	0	0	0	2	2	0	11	18	2	2	2	0
		Totals	26	23	1970	4	7	15	28	17	2	3	0	0	2	2	1	50	55	9	7	6	0
17	DEF	Ezra Hendrickson	26	19	1708	4	3	11	16	9	3	0	0	0	0	1	0	36	10	3	0	3	0
3	MID	Greg Vanney	31	31	2790	1	7	9	34	9	0	3	1	1	2	3	0	39	26	1	109	3	0
2	DEF	Danny Pena	27	27	2276	2	5	9	34	10	0	1	0	0	0	0	0	55	35	0	0	10	0
12	M/F	Simon Elliott	23	18	1691	2	5	9	26	8	2	1	0	0	0	0	0	17	14	2	4	2	0
7	DEF	Zak Ibsen	23	9	822	3	1	7	16	9	1	0	0	0	0	0	0	10	6	1	3	2	0
5	MID	Steve Jolley	25	21	1940	2	1	5	10	5	2	0	0	0	0	1	1	27	15	1	0	2	0
29	FWD	Seth George	9	1	201	2	0	4	5	5	0	0	0	0	0	0	0	5	3	7	0	1	0
20	DEF	Paul Caligiuri	27	27	2275	1	1	3	14	2	1	0	0	0	1	2	0	39	34	0	2	5	1
16	DEF	Joe Franchino	25	16	1316	0	3	3	14	5	0	0	0	0	0	0	0	26	18	1	0	2	0
25	FWD	Marvin Quijano	7	1	167	0	1	1	4	1	0	0	0	0	0	0	0	3	5	4	1	1	0
4	DEF	Robin Fraser	24	23	2096	0	1	1	1	1	0	1	0	0	0	0	2	23	10	0	0	1	0
18	MID	Jorge Salcedo	3	0	70	0	0	0	1	0	0	0	0	0	0	0	0	0	0	0	0	0	0
		with TB	16	12	1108	0	1	1	7	2	0	0	0	0	2	6	0	15	16	0	0	0	0
		Totals	19	12	1178	0	1	1	8	2	0	0	0	0	2	6	0	15	16	0	0	0	0
22	GK	Kevin Hartman	32	32	2870	0	0	0	0	0	0	0	0	0	0	0	0	1	6	0	0	1	0
8	FWD	Jose Botello	1	0	13	0	0	0	0	0	0	0	0	0	0	0	0	0	0	1	0	0	0
1	GK	Matt Reis	1	0	10	0	0	0	0	0	0	0	0	0	0	0	0	0	0	0	0	0	0
6	DEF	Gabe Eastman	1	0	3	0	0	0	0	0	0	0	0	0	0	0	0	0	0	0	0	0	0
		Own-goals received	2			2																	
		OTHERS	0			0	1	1	23	14	0	0	0	0	3	9	0	33	32	13	17	4	
		TOTALS	49	69	163	424	185	17	24	1	4	15	30	4	457	425	115	178	53				

UNF	GOALKEEPER	GP	MIN	SHTS	SVS	C/P	GA	GAA	PG	PA	SG	SA	W	L	SO	REC
22	Kevin Hartman	32	2870	150	118	85	29	0.91	3	4	19	30	20	12	11	3-4
1	Matt Reis	1	10	1	1	0	0	0.00	0	0	0	0	0	0	0	0-0
33	TOTALS	33	2880	151	119	85	29	0.91	3	4	19	30	20	12	11	3-4

1999 STATISTICAL BREAKDOWN

Goals	Assists	Points	Minutes
Carlos Hermosillo..... 8	Mauricio Cienfuegos.....17	Cobi Jones24	Greg Vanney2790
Cobi Jones..... 8	Cobi Jones.....8	Mauricio Cienfuegos23	Mauricio Cienfuegos2621
Clint Mathis 7	Greg Vanney7	Clint Mathis20	Cobi Jones2488

Overall Record..... 20-12	vs. Western Conference..... 13-7
Home Record..... 12-4	Chicago Fire3-1
Road Record 8-8	Colorado Rapids.....2-2
	Dallas Burn.....2-2
Shootout Record 3-4	Kansas City Wizards3-1
Home Shootout Record.....2-2	San Jose Clash.....3-1
Road Shootout Record..... 1-2	
	vs. Eastern Conference 7-5
One-Goal Game Record 13-11	Columbus Crew.....0-2
Two-Goal Game Record..... 3-1	DC United1-1
Three-Goals or over Game Record..... 4-0	Miami Fusion1-1
	New England Revolution2-0
When Scoring First..... 16-2	New York/New Jersey MetroStars.....2-0
Opponent Scoring First..... 4-10	Tampa Bay Mutiny.....1-1
When Leading At the Half..... 11-1	First-Half Record.....9-7
When Tied At the Half 9-5	Home.....6-3
When Trailing At the Half 0-6	Road3-4
Outshooting Opponent..... 13-8	Second-Half Record 11-5
Outshot by Opponent..... 6-3	Home.....6-1
Even Shots 1-1	Road5-4

Goals By Half	1	2	F
Galaxy	23	26	49
Opponent	13	16	29

Shots By Half	1	2	F
Galaxy	197	229	426
Opponent	165	210	375

Shots on Goals By Half	1	2	F
Galaxy	83	102	185
Opponent	75	80	155

Time of Possession by Half	1	2	F
Galaxy	533	547	1080
Opponent	516	527	1043

Wins by Month	W	L	GF	GA
March	2	0	1	1
April	1	3	3	3
May	2	3	3	3
June	4	0	9	4
July	3	2	9	6
August	3	1	10	3
September	4	2	10	5
October	1	1	4	4

Home Attendance	Road Attendance
Games 16	Games 16
Total 282,113	Total 211,658
Average 17,632	Average 13,229

Win Margins	1	2	3	4	5	6	7
Won By	13	3	3	1	0	0	0
Lost By	11	1	0	0	0	0	0

Galaxy Record by State

California..... 15-5	Massachusetts.....1-0
Colorado0-2	Missouri1-1
District of Columbia 1-0	New York/New Jersey1-0
Florida.....2-0	Ohio0-1
Illinois..... 1-1	Texas.....0-2

LOS ANGELES GALAXY 1999 HIGHS AND LOWS

(All highs with Los Angeles)

PLAYER	GOALS	ASSISTS	POINTS	SHOTS	SOG
Botello	0	0	0	0	0
Caligiuri	1 – 4/24 vs. SJ	1 – 8/7 @ SJ	2 – 4/24 vs. SJ	2 – twice	1 – 4/24 vs. SJ
Cienfuegos	1 – three times	3 – twice	5 – 8/7 @ SJ	4 – 5/15 vs. TB	2 – twice
Elliott	1 – twice	2 – 8/7 @ SJ	2 – three times	3 – twice	1 – eight times
Franchino	0	1 – three times	1 – three times	2 – twice	1 – five times
Fraser	0	1 – 4/24 vs. SJ	1 – 4/24 vs. SJ	1 – 8/28 @ DAL	1 – 8/28 @ DAL
George	1 – twice	0	2 – twice	2 – 7/28 @ COL	2 – 7/28 @ COL
Hendrickson	1 – three times	2 – three times	3 – 7/11 @ NE	3 – 5/1 @ NY	1 – nine times
Hermosillo	2 – twice	1 – three times	4 – twice	5 – 9/18 @ COL	2 – six times
Ibsen	2 – 8/21 vs. NY	1 – 8/7 @ SJ	4 – 8/21 vs. NY	6 – 8/21 vs. NY	2 – 8/21 vs. NY
Jolley	1 – twice	1 – 6/27 @ TB	2 – twice	2 – 5/23 vs. NE	2 – 5/23 vs. NE
Jones	2 – 9/29 vs. COL	2 – twice	4 – 7/11 @ NE	5 – twice	3 – twice
Mathis	2 – 6/27 @ TB	1 – four times	5 – 6/27 @ TB	7 – 7/25 vs. KC	5 – 7/25 vs. KC
Myers	2 – 9/1 vs. SJ	1 – five times	4 – 9/1 vs. SJ	4 – 6/27 @ TB	2 – twice
Peña	1 – twice	1 – five times	2 – twice	3 – twice	2 – three times
Quijano	0	1 – 9/29 vs. COL	0	2 – 5/23 vs. NE	1 – 5/23 vs. NE
Salcedo	0	0	0	1 – 8/21 vs. NY	0
Vanney	1 – 9/4 @ MIA	3 – 8/21 vs. NY	3 – 8/21 vs. NY	4 – 9/25 vs. DC	2 – 9/1 vs. SJ

KEEPER	SOG	SAVES	GA	C/P
Hartman	14 – 10/3 @ DAL	10 – 10/3 @ DAL	4 – 10/3 @ DAL	7 – 4/3 @ SJ
Reis	1 – 8/21 vs. NY	1 – 8/21 vs. NY	0	0

Opponents 1999 Regular Season Individual Highs

Goals	2	Twice (Joe Max Moore, 7/11 @ New England and Jason Kreis, 10/3 @ Dallas)
Assists	2	Preki, 5/8 @ Kansas City)
Points	5	Jason Kreis, 10/3 @ Dallas (2-1=5)
Shots	7	Stern John, 4/8 vs. Columbus
SOG	4	Four times (last time: Jason Kreis, 10/3 @ Dallas)

1999 Opposing Goalkeeper Regular Season Individual Highs

SOG	9	Three times (last time: Walter Zenga, 7/11 @ New England)
Saves	9	Scott Garlick, 5/15 vs. Tampa Bay
Goal Against	5	Walter Zenga, 7/11 @ New England
Catch/Punch	8	Walter Zenga, 7/11 @ New England

1999 Games Missed Due to Injury, Illness or Other (40 Total)

Paul Caligiuri – 2, Mauricio Cienfuegos – 1, Robin Fraser – 8, Ezra Hendrickson – 4, Carlos Hermosillo – 4, Zak Ibsen – 1, Cobi Jones – 4, Clint Mathis – 5, Roy Myers – 1, Matt Reis – 7, Danny Peña – 3.

LOS ANGELES GALAXY 1999 HIGHS AND LOWS

Galaxy

5 – 7/11 @ New England
 4 – 7/11 @ New England (2nd)
 8 – twice (7/11 @ NE, 8/7 @ SJ)
 0 – seven times (most recent: 9/29 vs. COL)
 0 – nine times (most recent: 9/25 vs. DC)

Goals and Assists

most goals scored, game
most goals scored, half
most assists, game
fewest goals, game
fewest assists, game

Opponent

4 – 10/3 @ Dallas
 3 – 10/3 @ Dallas
 2 – 11 times (last time: 9/29 vs. COL)
 0 – 11 times (most recent: 10/9 @ KC)
 0 – 14 times (most recent: 10/9 @ KC)

1 min. – Clint Mathis, 7/25 vs. KC *fastest goal from the start of the game*
 3 mins. – 8/7 @ San Jose *fastest two goals*
 8 mins. – 8/7 @ San Jose *fastest three goals*

7 mins. – Jason Kreis, 10/3 @ Dallas
 4 mins. – 10/3 @ Dallas
 13 mins. – 10/3 @ Dallas

Shots

23 – 6/27 @ Tampa Bay *most shots, game*
 10 – 6/27 @ Tampa Bay *most shots on goal, game*
 6 – 4/17 @ Chicago *fewest shots, game*
 1 – 4/17 @ Chicago *fewest shots on goal, game*

23 – 10/3 @ Dallas
 14 – 10/3 @ Dallas
 3 – 4/24 vs. San Jose
 0 – twice (4/24 vs. SJ, 9/29 vs. COL)

Miscellaneous

10 – twice (9/25 vs. DC, 9/29 vs. COL) *most offsides, game*
 11 – twice (5/8 @ KC, 8/28 @ DAL) *most corner kicks, game*
 24 – 10/3 @ Dallas *most fouls, game*
 5 – 3/20 vs. Colorado *most cautions, game*
 4 – 3/20 vs. Colorado (2nd) *most cautions, half*
 1 – twice (5/1 @ NY/NJ, 6/12 vs. CHI) *most ejections, game*

7 – 6/19 @ DC United
 8 – 10/3 @ Dallas
 27 – 9/25 vs. DC United
 6 – 4/24 vs. San Jose
 4 – 4/24 vs. San Jose (2nd)
 1 – 4/3 vs. San Jose

4-0 – 9/29 vs. Colorado *largest margin of victory*

2-0 – 9/25 vs. DC United

INDIVIDUAL PLAYER RECORDS

Goals and Assists

2 – six times (last: C. Hermosillo, 10/3) *most goals scored, game*
 3 – three times (last: G. Vanney, 8/21) *most assists, game*
 5 – twice (last: M. Cienfuegos 1-3=5, 8/7 @ SJ) *most points, game*

2 – twice (J. Max-Moore, 7/11 & J. Kreis, 10/3)
 2 – Preki, 5/8 @ Kansas City
 5 – Jason Kreis (2-1=5), 10/3 @ Dallas

Shots

7 – Clint Mathis, 7/25 vs. Kansas City *most shots, game*
 5 – Clint Mathis, 7/25 vs. Kansas City *most shots on goal, game*

7 – Stern John, 4/8 vs. Columbus
 4 – four times (last: J. Kreis, 10/3 @ Dallas)

Miscellaneous

7 – Danny Peña, 9/4 @ Miami *most fouls committed, game*
 10 – Cobi Jones, 9/25 vs. DC United *most fouls suffered, game*
 3 – Carlos Hermosillo (6/12 - 6/27) *longest goal-scoring streak*
 4 – Mauricio Cienfuegos (6/6 - 6/27) *longest assist streak*
 6 – Roy Myers (6/12 - 7/25) *longest point-scoring streak*

6 – Mauricio Wright, 8/7 vs. San Jose
 6 – Geoff Aunger, 6/19 @ DC United
 not available
 not available
 not available

GOALKEEPER RECORDS

4 – Kevin Hartman, 10/3 @ Dallas *most goals allowed, game*
 14 – Kevin Hartman, 10/3 @ Dallas *most shots on goal, game*
 10 – Kevin Hartman, 10/3 @ Dallas *most saves, game*
 0 – twice (K. Hartman, 4/24 & 9/29) *fewest shots on goal, game*
 0 – twice (K. Hartman, 4/24 & 9/29) *fewest saves, game*
 4 – twice (last: K. Hartman, 7/31-8/28) *longest winning streak by a keeper*
 3 – Kevin Hartman, 4/3 – 4/17 *longest losing streak by a keeper*

5 – Walter Zenga, 7/11 @ New England
 9 – four times (last: Chris Snitko, 7/25 vs. KC)
 9 – Scott Garlick, 5/15 vs. Tampa Bay
 1 – Zach Thornton, 4/17 @ Chicago
 0 – Zach Thornton, 4/17 @ Chicago
 2 – three times (last: M. Jordan – 8/28-Present)
 3 – twice (last: Z. Thornton, 7/31-Present)

LOS ANGELES GALAXY - GAME-BY-GAME SUMMARY



1

March 20, 1999 Galaxy Game # 1 - Home Game # 1 Rose Bowl

Attendance: 17,343
(Los Angeles wins in shootout 3-1)



2

GOALS

Paule (Dely Valdes / DiGiamarino) '34

STATISTICS

10	SHOTS	13
3	SHOTS ON GOAL	6
5	SAVES	2
15	FOULS	14
4	OFFSIDES	4
7	CORNER KICKS	4

GOALS

Mathis (Welton / Franchino) '14

Shootout Summary

Player	Result
Harris	SV
DiGiamarino	WL
Vermes	WR
Vaudreuil	G

CAUTIONS/EJECTIONS

McKeon	C	Hand foul	'7
Ibsen	C	Tackle f/ behind	'40
Welton	C	Tackle f/ behind	'65
Bent	C	Tackle f/ behind	'72
Mathis	C	Diving	'74
Peña	C	Foul tackle	'76
Cienfuegos	C	Foul tackle	'78

Shootout Summary

Player	Result
Welton	G
Caligiuri	WL
Mathis	G
Hernandez	G

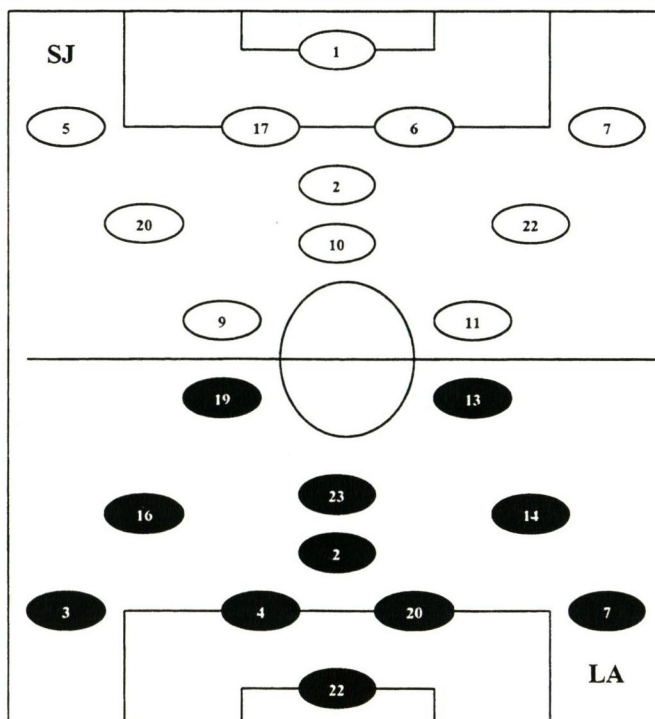
GAME SUMMARY - Clint Mathis scored once in regulation and once in the shootout as the Los Angeles Galaxy opened their 1999 MLS season with a 2-1 win over the Colorado Rapids Saturday night at the Rose Bowl. Mathis opened the scoring in the 14th minute. Welton began the play by dribbling into the penalty area, and Peter Vermes' attempted clearance found its way to the foot of Mathis. The second-year midfielder from South Carolina ripped a shot into the back of the net to put the Rapids in a 1-0 hole.

COLORADO RAPIDS

LINE-UP

LOS ANGELES GALAXY

1	GK	Marcus Hahneemann
7	D	David Vaudreuil
17	D	Marcelo Balboa
6	D	Peter Vermes
5	D	Jason Bent
20	M	Ross Paule
2	M	Matt McKeon
10	M	Anders Limpar
22	M	Joey DiGiamarino
11	F	Jorge Dely Valdes
9	F	Paul Bravo
		(Wolde Harris '71)



22	GK	Kevin Hartman
7	D	Zak Ibsen
		(Lawrence Lozzano '81)
20	D	Paul Caligiuri
4	D	Robin Fraser
		(Gabe Eastman '87)
3	D	Greg Vanney
14	M	Clint Mathis
2	M	Danny Peña
23	M	Daniel Hernandez
16	M	Joe Franchino
		(Mauricio Cienfuegos '53)
13	F	Cobi Jones
19	F	Welton

LOS ANGELES GALAXY – GAME-BY-GAME SUMMARY



March 28, 1999 Galaxy Game # 2 - Home Game # 2 Rose Bowl



0

(Los Angeles wins in shootout 3-2)

1

GOALS

NONE

STATISTICS

6	SHOTS	11
4	SHOTS ON GOAL	3
3	SAVES	4
20	FOULS	23
5	OFFSIDES	3
4	CORNER KICKS	7

GOALS

NONE

Shootout Summary

Player	Result
Haynes	SV
Suarez	SV
Farrer	G
Pareja	RP
Eck	G

CAUTIONS/EJECTIONS

Peña	C	Hand foul	'1
------	---	-----------	----

Shootout Summary

Player	Result
Welton	WL
Jones	G
Mathis	G
Hernandez	SV
Vanney	G

GAME SUMMARY - Galaxy goalkeeper Kevin Hartman made four saves in regulation and two in the tiebreaker as Los Angeles defeated the Dallas Burn 1-0 in a shootout Sunday evening before 27,034 at the Rose Bowl. Defender Greg Vanney converted the winning shot in the fifth round of the shootout, which the Galaxy won 3-2. Cobi Jones and Clint Mathis also scored in the tiebreaker for Los Angeles.

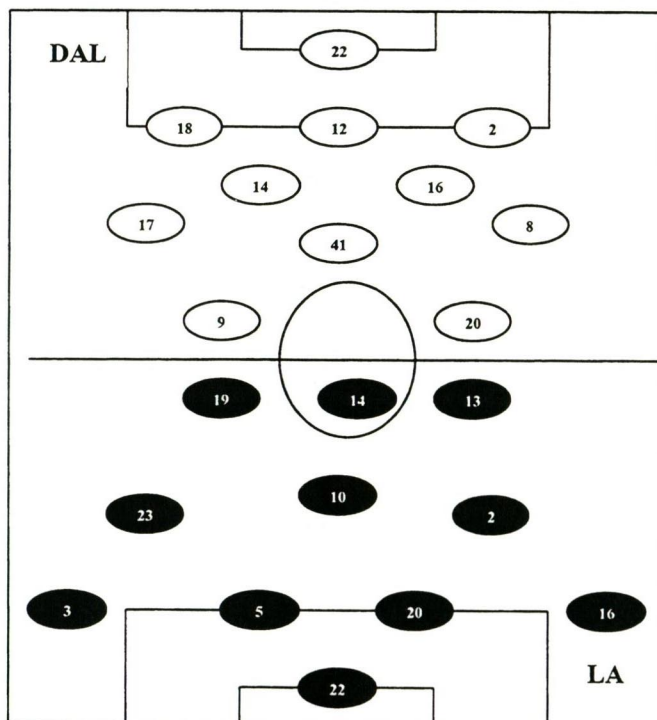
The Galaxy improved to 2-0 on the season with both wins coming via shootout. Through two games, Los Angeles has scored just one goal in regulation. In its first two games in 1998, the Galaxy scored six times en route to netting a league-record 85 goals in the regular season. Los Angeles outscored Dallas 15-5 in winning three of four meetings last season.

DALLAS BURN

LINE-UP

LOS ANGELES GALAXY

22	GK	Matt Jordan
18	D	Richard Farrer
12	D	Brandon Pollard
2	D	Eric Dade
17	M	Jorge Rodriguez
41	M	Ted Eck
14	M	Leonel Alvarez
16	M	Temoc Suarez
8	M	Oscar Pareja
9	F	Jason Kreis
20	F	Mickey Trotman (Brian Haynes '79)



22	GK	Kevin Hartman
16	D	Joe Franchino (Zak Ibsen '64)
20	D	Paul Caligiuri (Lawrence Lozzano '74)
5	D	Steve Jolley
3	D	Greg Vanney
2	M	Danny Peña
10	M	Mauricio Cienfeugos
23	M	Daniel Hernandez
13	F	Cobi Jones
19	F	Welton
14	F	Mathis



1

April 3, 1999
Galaxy Game # 3 - Away Game # 1
Spartan Stadium
Attendance: 12,017
(San Jose wins in shootout 4-2)



2

GOALS

Mathis (Cienfuegos, Franchino) '86

STATISTICS

12	SHOTS	7
6	SHOTS ON GOAL	4
3	SAVES	5
11	FOULS	20
1	OFFSIDES	4
4	CORNER KICKS	5

GOALS

Diaz Arce (Lewis, Barrett) '9

Shootout Summary

Player	Result
Welton	G
Hernandez	SV
Mathis	SV
Cienfuegos	G

CAUTIONS/EJECTIONS

Cienfuegos	C	Tripping	'17
Hernandez	C	Foul tackle	'26
Welton	C	Foul Tackle	'36
Cloutier	C	Pushing	'66
Lewis	C	Time wasting	'68
Cloutier	E	Second yellow	'74

Shootout Summary

Player	Result
Cerritos	G
Lewis	G
Doyle	G
Clark	G

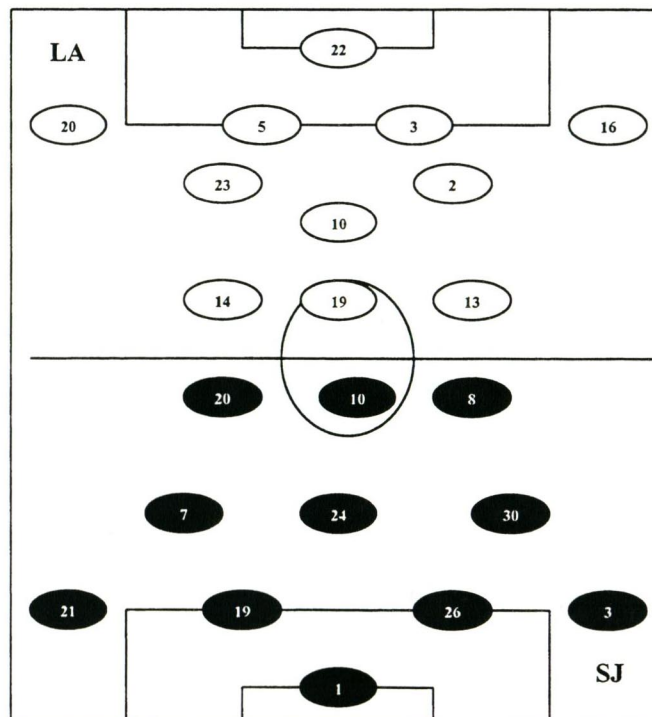
GAME SUMMARY - Forward Raul Diaz Arce scored his first goal for San Jose, and the Clash scored on four consecutive attempts in the shootout to defeat the Los Angeles Galaxy Saturday night at Spartan Stadium. Ronald Cerritos, Eddie Lewis, John Doyle and Jamie Clark each scored for the Clash in the tiebreaker. Welton and Mauricio Cienfuegos converted for the Galaxy (2-1), but San Jose goalkeeper David Kramer saved attempts by Daniel Hernandez and Clint Mathis. Mathis eventually connected for the Galaxy in the 86th minute, netting his second goal of the season with assists from Cienfuegos and Joe Franchino.

LOS ANGELES GALAXY

LINE-UP

SAN JOSE CLASH

22	GK	Kevin Hartman
20	D	Paul Caligiuri (Zak Ibsen '70)
3	D	Greg Vanney
5	D	Steve Jolley
16	D	Joe Franchino
23	M	Daniel Hernandez
10	M	Mauricio Cienfuegos
2	M	Danny Peña (Lawrence Lozzano '74)
14	F	Clint Mathis
19	F	Welton
13	F	Cobi Jones



1	GK	David Kramer
3	D	John Doyle
26	D	Jaime Clark
19	D	Mauricio Wright
21	D	Eddie Lewis
7	M	Braeden Cloutier
24	M	Wade Barrett
30	M	Richard Mulrooney
8	F	Jeff Baicher (Dario Brose '78)
10	F	Raul Diaz Arce
20	F	Ronald Cerritos

LOS ANGELES GALAXY – GAME-BY-GAME SUMMARY



2

April 8, 1999 Galaxy Game # 4 - Home Game # 3

Rose Bowl
Attendance: 4,825
(Columbus wins in shootout 3-2)



1

GOALS

John (McBride, Williams) '66

STATISTICS

14	SHOTS	13
6	SHOTS ON GOAL	3
2	SAVES	5
8	FOULS	8
1	OFFSIDES	2
5	CORNER KICKS	8

GOALS

Jones (Hendrickson, Cienfuegos) '55

Shootout Summary

Player	Result
John	G
McBride	G
Cunningham	LP
Warzycha	G
Dooley	SV

CAUTIONS/EJECTIONS

NONE

Shootout Summary

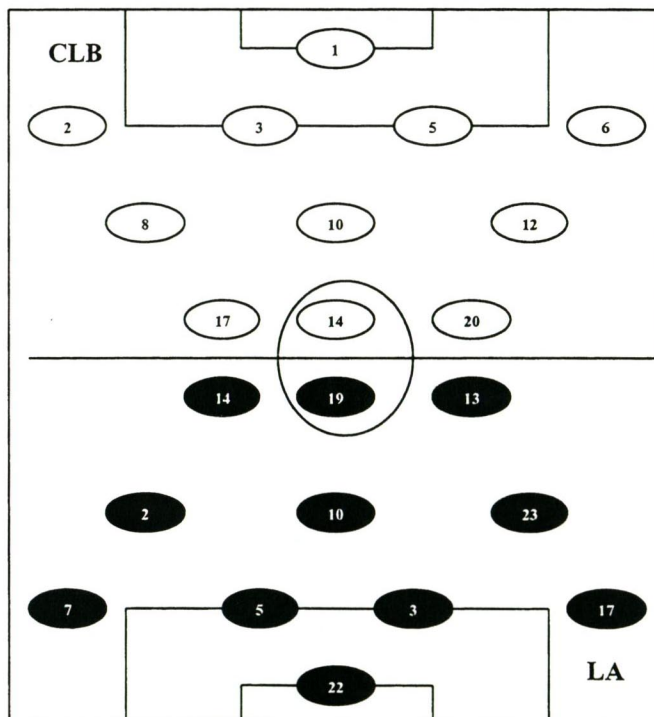
Player	Result
Welton	EX
Jones	EX
Mathis	G
Cienfuegos	G
Vanney	RP

GAME SUMMARY - Stern John scored once in regulation and once in the tiebreaker as the Columbus Crew defeated the Los Angeles Galaxy 2-1 in a shootout Thursday night at the rain-soaked Rose Bowl. Brian McBride and Robert Warzycha also converted for the Crew (2-1, 4 points) in the shootout. Clint Mathis and Mauricio Cienfuegos scored for the Galaxy (2-2, 2 points), which has seen each of its four games go to the tiebreaker this season. The Galaxy took a 1-0 lead in the 55th minute on Cobi Jones' first goal of the season. Jones knocked in a cross from Ezra Hendrickson after Cienfuegos threaded a pass to a sprinting Hendrickson on the right flank. But John netted the equalizer 11 minutes later for Columbus. Crew forward Brian McBride set up his fellow striker with a pass to the left side of the penalty area, and John blasted a shot with his left foot that bounced into the goal after deflecting off Galaxy goalkeeper Kevin Hartman.

COLUMBUS CREW

- 1 GK Mark Dougherty
- 2 D Mike Lapper
- 3 D Michael Clark
- 5 D Thomas Dooley
- 6 D Todd Yeagley
- 8 M Andy Williams
(Jeff Cunningham '87)
- 10 M Brian Masonneuve
- 12 M Jason Farrell
(Rob Smith '77)
- 17 F Brian West
(Robert Warzycha '65)
- 14 F Stern John
- 20 F Brian McBride

LINE-UP



LOS ANGELES GALAXY

- 22 GK Kevin Hartman
- 17 D Ezra Hendrickson
(Joe Franchino '75)
- 3 D Greg Vanney
- 5 D Steve Jolley
- 7 D Zak Ibsen
- 23 M Daniel Hernandez
(Lawrence Lozano '77)
- 2 M Danny Peña
- 10 M Mauricio Cienfuegos
- 14 F Clint Mathis
- 13 F Cobi Jones
- 19 F Welton



0

April 17, 1999
Galaxy Game # 5 - Away Game # 2
Soldier Field
Attendance: 9,972



1

GOALS

NONE

STATISTICS

6	SHOTS	11
1	SHOTS ON GOAL	6
5	SAVES	1
13	FOULS	17
2	OFFSIDES	1
2	CORNER KICKS	6

GOALS

Kubik (Kosecki) '19

CAUTIONS/EJECTIONS

Okaroh	C	Holding	'37
Razov	C	Diving	'64
Kosecki	C	Deliberate hand ball	'70

GAME SUMMARY - Lubos Kubik's goal in the 19th minute gave the Chicago Fire a 1-0 victory over the Los Angeles Galaxy Saturday night at Soldier Field. The Fire (4-1, 12 points) holds the best record in MLS this season, as the defending league champions have taken a commanding lead in the Western Conference standings. Kubik, the league's reigning BIC Defender of the Year, scored his goal with a blast from over 20 yards out. Roman Kosecki assisted on the play by sending a corner kick to Kubik, who was lurking outside the Galaxy penalty area.

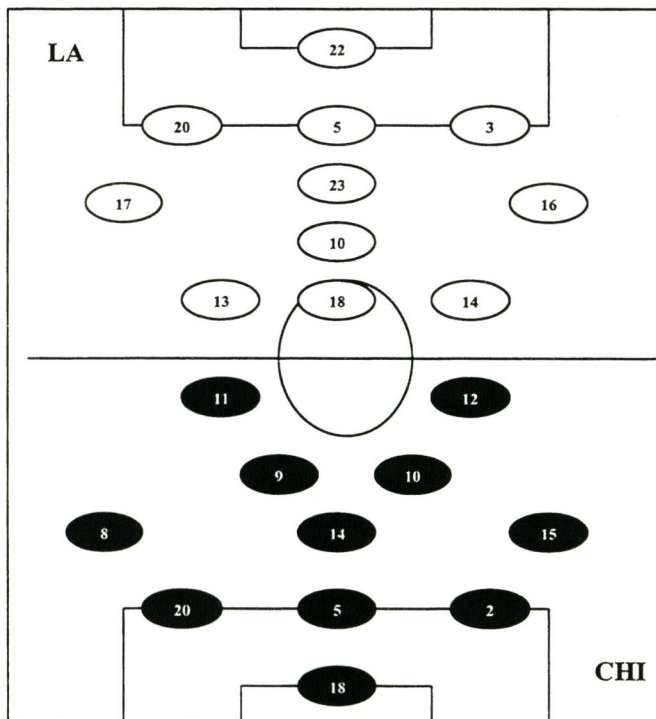
Los Angeles (2-3, 2 points) fell below the .500 mark for the first time since the Galaxy stood 15-16 on September 21, 1997. Los Angeles, which managed just one shot on goal against Chicago goalkeeper Zach Thornton, has scored three goals this season. Through its first five games in 1998, the Galaxy had netted 12 goals en route to winning its first nine games and setting an MLS scoring record with 85 goals in the regular season.

LOS ANGELES GALAXY

LINE-UP

CHICAGO FIRE

22	GK	Kevin Hartman (Zak Ibsen '77)
20	D	Paul Caligiuri
5	D	Steve Jolley
3	D	Greg Vanney
17	M	Ezra Hendrickson
23	M	Daniel Hernandez
10	M	Mauricio Cienfuegos
16	M	Joe Franchino
13	F	Cobi Jones
18	F	Lawrence Lozzano
14	F	Clint Mathis



18	GK	Zach Thornton
20	D	Francis Okaroh
5	D	Lubos Kubik
2	D	C.J. Brown
15	M	Jesse Marsch
14	M	Chris Armas
10	M	Peter Nowak
9	M	Jerzy Podbrozny
8	M	Diego Gutierrez
11	F	Roman Kosecki
12	F	Ante Razov (Josh Wolff '75)

LOS ANGELES GALAXY - GAME-BY-GAME SUMMARY



0

April 24, 1999
Galaxy Game # 6 - Home Game # 4
Rose Bowl
Attendance: 16,700



1

GOALS

NONE

STATISTICS

3	SHOTS	8
0	SHOTS ON GOAL	5
4	SAVES	0
19	FOULS	18
0	OFFSIDES	3
5	CORNER KICKS	4

GOALS

Caligiuri (Cienfuegos, Fraser) '58

CAUTIONS/EJECTIONS

Cerritos	C	Holding	'12
Franchino	C	Shirt pulling	'16
Diaz Arce	C	Dissent	'23
Clark	C	Ungent. conduct	'62
Baicher	C	Tripping	'63
Vanney	C	Shirt pulling	'64
Peña	C	Dissent	'68
Conrad	C	Dangerous play	'79
Barrett	C	Dangerous play	'81

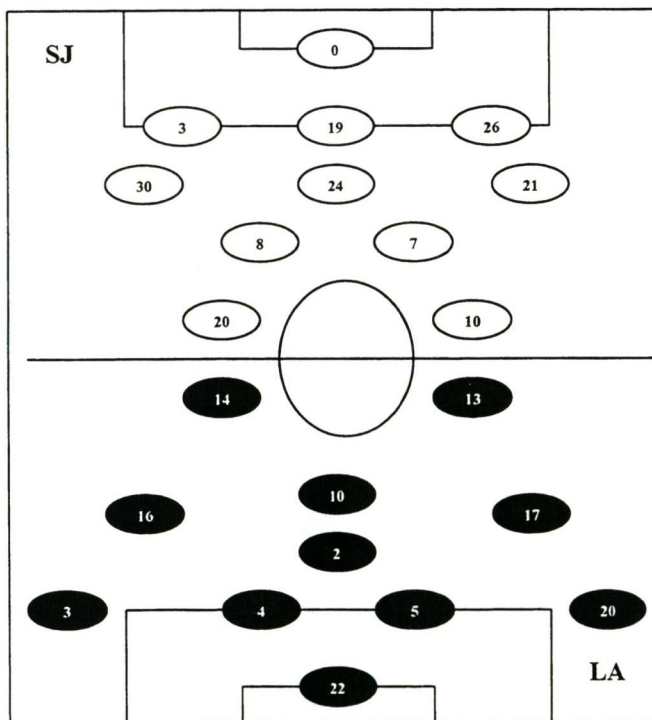
GAME SUMMARY - Paul Caligiuri scored in the 58th minute as the Los Angeles Galaxy snapped San Jose's four-game winning streak with a 1-0 victory over the San Jose Clash Saturday night at the Rose Bowl. The Galaxy (3-3, 5 points) won in its first match after announcing on Thursday that Octavio Zambrano had been relieved of his head coaching duties. UCLA coach Sigi Schmid has been hired to replace Zambrano, but Los Angeles assistant coach Ralph Perez served as the club's interim head coach for the match against the Clash.

SAN JOSE CLASH

LINE-UP

LOS ANGELES GALAXY

0	GK	Joe Cannon
3	D	John Doyle
19	D	Mauricio Wright
26	D	Jaime Clark (Jim Conrad '72)
24	M	Wade Barrett
30	M	Richard Mulrooney
7	M	Braeden Cloutier (Leighton O'Brien '76)
21	M	Eddie Lewis
8	M	Jeff Baicher (Dario Brose '74)
10	F	Raul Diaz Arce
20	F	Ronald Cerritos



22	GK	Kevin Hartman
20	D	Paul Caligiuri
5	D	Steve Jolley
4	D	Robin Fraser
3	D	Greg Vanney
17	M	Ezra Hendrickson (Zak Ibsen '82)
10	M	Mauricio Cienfuegos
2	M	Danny Peña
16	M	Joe Franchino
13	F	Cobi Jones
14	F	Clint Mathis (Daniel Hernandez '88)

LOS ANGELES GALAXY – GAME-BY-GAME SUMMARY



1

May 1, 1999
Galaxy Game # 7 - Away Game # 3
Giants Stadium
Attendance: 13,778
(Los Angeles wins in shootout 3-2)



0

GOALS

NONE

STATISTICS

10	SHOTS	21
4	SHOTS ON GOAL	6
4	SAVES	4
15	FOULS	18
1	OFFSIDES	4
3	CORNER KICKS	6

GOALS

NONE

Shootout Summary

Player	Result
Caligiuri	G
Jolley	WR
Cienfuegos	G
Hernandez	SV
Vanney	G

Shootout Summary

Player	Result
Chung	G
Sorber	H
Myers	G
Villegas	SV
Corrales	SV

CAUTIONS/EJECTIONS

Petke	C	Agg. Attitude	'27
Mathis	E	Extreme Force	'74

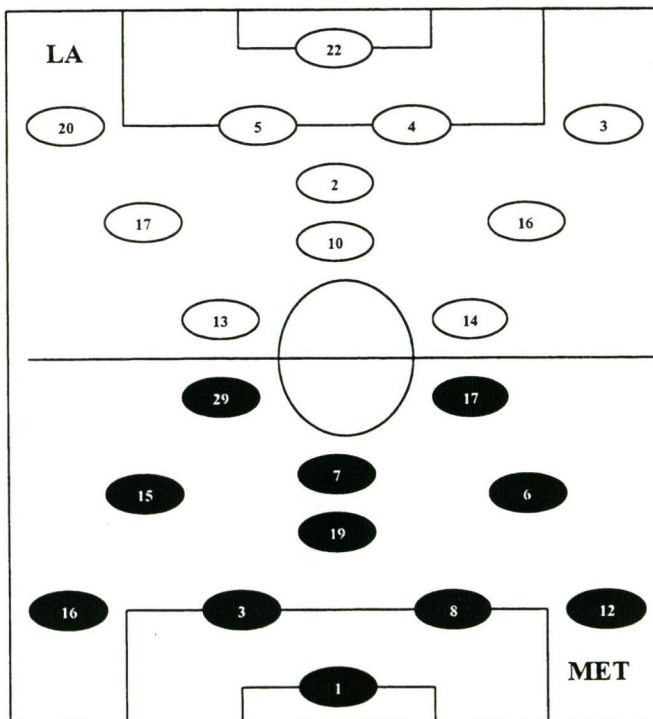
GAME SUMMARY - Los Angeles goalkeeper Kevin Hartman tallied his third shutout of the season to give the visiting Galaxy a point on the road at Giants Stadium in new Los Angeles Head Coach Sigi Schmid's MLS debut. The MetroStars outshot the Galaxy 21-10, but Hartman and the Los Angeles defense withstood the barrage, playing the final 16 minutes at a man-disadvantage after forward Clint Mathis was sent off following a leg sweep from behind on MetroStars captain Mark Semioli. Hartman, who recorded five saves in regulation, also made two crucial saves on the MetroStars' fourth and fifth shooters, Petter Villegas and Ramiro Corrales, late in the tiebreaker to clinch the win. Paul Caligiuri and Mauricio Cienfuegos also tallied for the Galaxy (4-3) in the shootout, as five of Los Angeles' seven games this season have been decided by the tiebreaker. Mark Chung and Roy Myers kept the MetroStars even through the first three shootout frames.

LOS ANGELES GALAXY

LINE-UP

NY/NJ METROSTARS

22	GK	Kevin Hartman
20	D	Paul Caligiuri
5	D	Steve Jolley
4	D	Robin Fraser
3	D	Greg Vanney
17	M	Ezra Hendrickson (Welton '57)
2	M	Danny Peña
10	M	Mauricio Cienfuegos
16	M	Joe Franchino (Daniel Hernandez '64)
13	F	Cobi Jones (Zak Ibsen '90)
14	F	Clint Mathis



1	GK	Mike Ammann
12	D	Mike Petke
8	D	Billy Walsh
3	D	Mark Semioli
16	D	Ramiro Corrales
6	M	Mike Sorber
7	M	Mark Chung
19	M	Miles Joseph (Petter Villegas '85)
15	M	Mike Duhaney (Brian Kelly '46)
17	F	Roy Myers
29	F	Eduardo Hurtado (Nansha Kalonji '70)

LOS ANGELES GALAXY – GAME-BY-GAME SUMMARY



1

May 8, 1999
Galaxy Game # 8 - Away Game # 4
Arrowhead Stadium
Attendance: 8,287



2

GOALS

Peña (Jones) '37

STATISTICS

14	SHOTS	8
9	SHOTS ON GOAL	3
1	SAVES	7
3	FOULS	12
3	OFFSIDES	3
11	CORNER KICKS	1

GOALS

Lalas (Preki) '10
Klein (Preki) '32

CAUTIONS/EJECTIONS

Figueroa	C	Foul tackle	'16
Hernandez	C	Tackle f/ behind	'42

GAME SUMMARY - The Los Angeles Galaxy was defeated by the Kansas City Wizards, 2-1, in front of 8,287 fans on Saturday at Arrowhead Stadium. The loss snapped the Galaxy's five-game winning streak against the Wizards, dating back to a 2-0 win on September 28, 1997 at the Rose Bowl.

Los Angeles (4-4, 6 points), who dropped to 0-3 on the road versus the Western Conference opponents, scored its only goal of the match on a blistering full volley by Danny Peña in the 37th minute. Kansas City (1-7, 3 points) ends its seven game losing streak tonight with goals from defender Alexi Lalas, who leads the club with two goals, and midfielder Chris Klein.

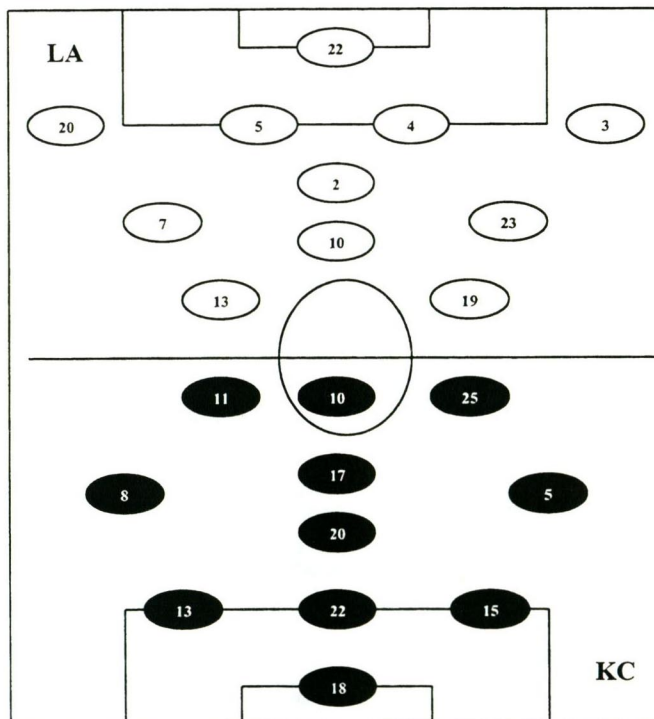
Los Angeles responded in the 37th minute, Danny Peña injected a boost for the Galaxy before the half, as his strike will rate as one of the more spectacular goals of the '99 MLS season. Cobi Jones dribbling up the right wing pulled up before serving a cross to a charging Peña, nearly 25 yards out at the top of the box. Instead of taking a settling touch, the defensive midfielder struck a blazing left-footed volley off the bottom of the cross bar and into the goal, as Wizards goalkeeper Chris Snitko could only watch, bringing Los Angeles within one goal, 2-1.

LOS ANGELES GALAXY

LINE-UP

KANSAS CITY WIZARDS

22	GK	Kevin Hartman
20	D	Paul Caligiuri
5	D	Steve Jolley (Ezra Hendrickson '57)
4	D	Robin Fraser
3	D	Greg Vanney
7	M	Zak Ibsen (Lawrence Lozzano '46)
2	M	Danny Peña (Joe Franchino '76)
10	M	Mauricio Cienfuegos
23	M	Daniel Hernandez
13	F	Cobi Jones
19	F	Welton



18	GK	Chris Snitko
15	D	Scott Vermillion
22	D	Alexi Lalas
13	D	Vincente Figuerola (Sean Bowers '81)
5	M	Brian Johnson
20	M	Uche Okafor
17	M	Chris Klein
8	M	Chris Brown (Brandon Prideaux '58)
25	F	Refik Sabanadzovic (Digital Takawira '46)
10	F	Mo Johnston
11	F	Preki



1

May 15, 1999
Galaxy Game # 9 - Home Game # 5
Rose Bowl
Attendance: 11,378
(Tampa Bay wins in shootout 4-2)



0

GOALS

NONE

STATISTICS

7	SHOTS	20
4	SHOTS ON GOAL	9
9	SAVES	4
8	FOULS	13
1	OFFSIDES	3
4	CORNER KICKS	5

NONE

GOALS

Shootout Summary

Player	Result
Marino	G
Salcedo	G
Moore	G
Shannon	G

Shootout Summary

Player	Result
Jones	G
Mathis	G
Cienfuegos	SV
Hendrickson	LP

CAUTIONS/EJECTIONS

Pena	C	Tackle f/ behind	'45
Caligiuri	C	Dissent	'54

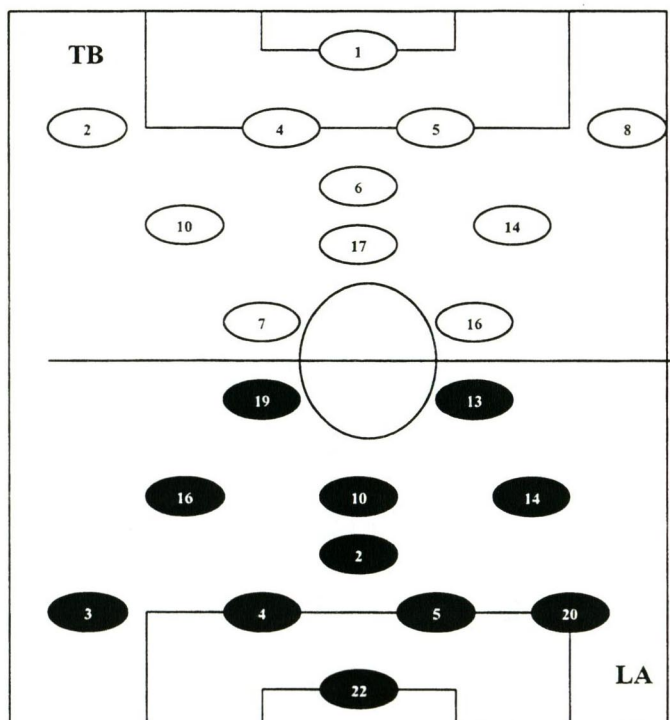
GAME SUMMARY - The Los Angeles Galaxy Major League Soccer (MLS) Club was defeated by the Tampa Bay Mutiny, 1-0, in a shootout in front of 11,378 fans on a chilly Saturday night at the Rose Bowl. The Galaxy has gone to shootouts in six of nine matches this season, while posting a .500 record (3-3). The Los Angeles Galaxy (4-5, 6 points) ended its four-game win streak at home, while goalkeeper Kevin Hartman recorded his fourth shutout of the season. In the first half, the story of the match was the battle between Galaxy goalkeeper Kevin Hartman and Mutiny goalkeeper Scott Garlick, as the two keepers made saves to keep both of their respective clubs in the match. The two goalkeepers combined for nine saves in the first half, Garlick recording the majority with six saves, but Hartman's three saves were all stretching saves of solid shots on goal. The Galaxy's best scoring chance came in the 33rd minute, when Mauricio Cienfuegos hit a cheeky heel pass to Joe Franchino, who crossed to Welton at the far post. Welton miss played the cross from Franchino, but still had the composure to get a shot off, only to be stopped by the Mutiny's Garlick. In the 41st minute, Hartman came up big, making a magnificent one-handed save on a blazing free kick taken by the Mutiny's Mauricio Ramos.

TAMPA BAY MUTINY

LINE-UP

LOS ANGELES GALAXY

1	GK	Scott Garlick
2	D	R.T. Moore
4	D	Sam George
5	D	Chad McCarty
8	D	Dominic Kinnear
6	M	Jorge Salcedo
10	M	Mauricio Ramos
14	M	Steve Ralston
17	M	Carlos Valderrama
7	F	Musa Shannon
16	F	Jefferson Gottardi (Pete Marino '70)



22	GK	Kevin Hartman
3	D	Greg Vanney
20	D	Paul Caligiuri (Ezra Hendrickson '66)
4	D	Robin Fraser
5	D	Steve Jolley
2	M	Danny Peña
16	M	Joe Franchino
14	M	Clint Mathis
10	M	Mauricio Cienfuegos
13	F	Cobi Jones
27	F	Welton (Zak Ibsen '65)

LOS ANGELES GALAXY – GAME-BY-GAME SUMMARY



0

May 23, 1999
Galaxy Game # 10 - Home Game # 6
Rose Bowl
Attendance: 7,581



1

GOALS

NONE

STATISTICS

11	SHOTS	15
1	SHOTS ON GOAL	6
4	SAVES	1
16	FOULS	15
0	OFFSIDES	5
0	CORNER KICKS	6

GOALS

Jolley (Vanne) '3

CAUTIONS/EJECTIONS

Quijano C Dangerous Play '84

GAME SUMMARY - The Los Angeles Galaxy Major League Soccer (MLS) Club shutout the New England Revolution, 1-0, in front of 7,581 fans on a sunny Sunday afternoon at the Rose Bowl. Los Angeles Galaxy defender Steve Jolley, who registered his first goal of the season, scored what would prove to be the game-winner in the 3rd minute.

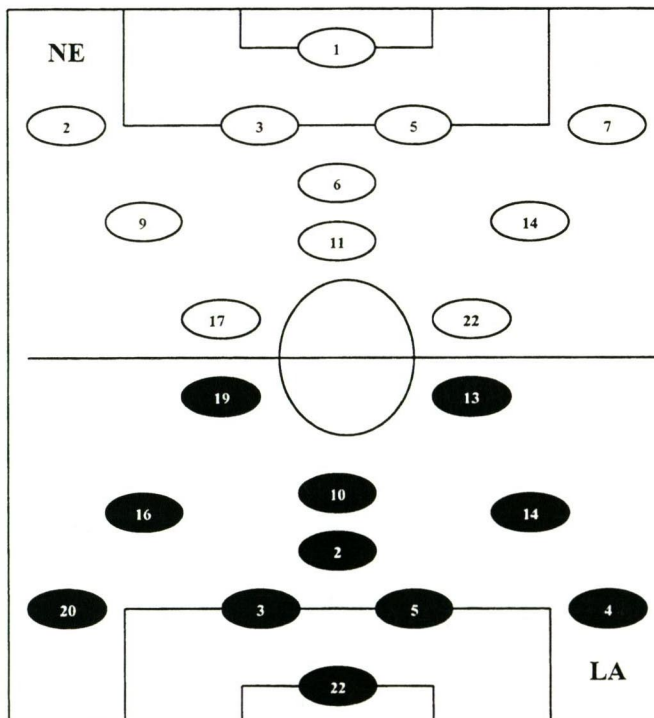
The Los Angeles Galaxy(5-5, 9 points) ended its two-game losing streak and Galaxy goalkeeper Kevin Hartman recorded his second consecutive-shutout. The victory enables the Galaxy to secure fourth place in the Western Conference, ahead of San Jose and Kansas City.

Wasting no time in the opening minutes, Los Angeles scored the first goal of the game in the 3rd minute with a diving header by Steve Jolley. Greg Vanney, who earned his first assist of the season, sent a long cross to the far post. Jolley, unmarked just outside the six-yard box, took three steps before hitting a driving header past Revolution head coach/goalkeeper Walter Zenga, giving the Galaxy an early 1-0 lead.

NEW ENGLAND REVOLUTION

- 1 GK Walter Zenga
- 2 D Brian Dunseth
- 3 D Dan Calichman
- 5 D Ted Chronopoulos
- 7 D Richard Gouloze
(Paulo Dos Santos '41)
- 6 M John Harkes
- 9 M Joe-Max Moore
- 11 M Jair
(Johnny Torres '29)
- 14 M Ivan McKinley
- 17 F Giovanni Savarese
- 22 F Jamar Beasley
(Tony Kuhn '70)

LINE-UP



LOS ANGELES GALAXY

- 22 GK Kevin Hartman
- 4 D Robin Fraser
- 5 D Steve Jolley
- 3 D Greg Vanney
- 20 D Paul Caligiuri
- 2 M Danny Pena
- 16 M Joe Franchino
(Simon Elliott '35)
- 14 M Clint Mathis
(Ezra Hendrickson '60)
- 16 M Mauricio Cienfuegos
- 13 F Cobi Jones
- 19 F Welton
(Marvin Quijano '69)

LOS ANGELES GALAXY - GAME-BY-GAME SUMMARY



1

May 29, 1999
Galaxy Game # 11 - Away Game # 5
Columbus Crew Stadium
Attendance: 16,596
(Columbus wins in shootout 3-0)



2

GOALS

Jones (unassisted) '57

STATISTICS

15	SHOTS	9
2	SHOTS ON GOAL	4
3	SAVES	1
10	FOULS	14
2	OFFSIDES	5
2	CORNER KICKS	5

GOALS

Cunningham (Kmosko / Maisonneuve) '88

Shootout Summary

Player	Result
Jones	SV
Welton	SV
Cienfuegos	SV

CAUTIONS/EJECTIONS

Clark	C	Tackle f/Behind	'5
Franchino	C	Holding	'26
Pena	C	Dissent	'73
Elcock	C	Extreme Force	'77

Shootout Summary

Player	Result
Thompson	G
John	G
Cunningham	G

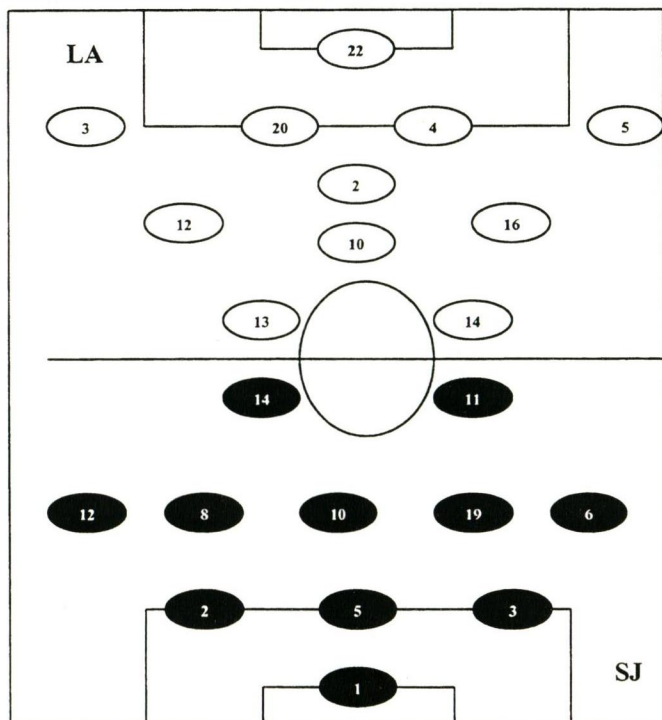
GAME SUMMARY - Jeff Cunningham scored the tying goal with two minutes to play and the clinching goal in the third round of the shootout as the Columbus Crew defeated the Los Angeles Galaxy 2-1 Saturday night. Columbus (7-3, 15 points) earned one point for the shootout win, but the Crew fell into second place in the Eastern Conference. D.C. United, who entered the evening tied with Columbus, took sole possession of first place in the East with a 3-1 win over Chicago Saturday night. Los Angeles (5-6, 9 points) scored the first goal the Crew has allowed in its new stadium when Cobi Jones struck in the 57th minute. Jones stole an attempted clearance by Columbus defender Mike Clark at the top of the box and sent a left-footed shot into the upper corner of the net. Cunningham answered for the Crew in the 88th minute, settling a pass from Matt Kmosko and tearing through the Galaxy defense to slot a shot past goalkeeper Kevin Hartman. Crew goalkeeper Mark Dougherty recorded three consecutive saves on Jones, Welton and Mauricio Cienfuegos in the shootout, while Columbus got three straight conversions from Billy Thompson, Stern John and Cunningham.

LOS ANGELES GALAXY

LINE-UP

COLUMBUS CREW

22	GK	Kevin Hartman
3	D	Greg Vanney
20	D	Paul Caligiuri
4	D	Robin Fraser
5	D	Steve Jolley
23	M	Danny Pena
16	M	Joe Franchino
		(Ezra Hendrickson '76)
10	M	Mauricio Cienfuegos
12	M	Simon Elliott
14	F	Clint Mathis
		(Welton '69)
13	F	Cobi Jones



1	GK	Mark Dougherty
3	D	Michael Clark
5	D	Thomas Dooley
		(Matt Kmosko '69)
2	D	Mike Lapper
6	M	Todd Yeagley
		(Thompson '81)
19	M	Robert Warzycha
		(Ansil Elcock '61)
10	M	Brian Maisonneuve
8	M	Andy Williams
12	M	Jason Farrell
11	F	Jeff Cunningham
14	F	Stern John

LOS ANGELES GALAXY – GAME-BY-GAME SUMMARY



0

June 6, 1999
Galaxy Game # 12 - Home Game # 7
Rose Bowl
Attendance: 6,871



1

GOALS

NONE

STATISTICS

10	SHOTS	11
3	SHOTS ON GOAL	3
2	SAVES	3
8	FOULS	10
3	OFFSIDES	3
5	CORNER KICKS	10

GOALS

Mathis (Jones / Cienfuegos) '64

CAUTIONS/EJECTIONS

Jones	C	Diving	'73
Jolley	C	Tripping	'81

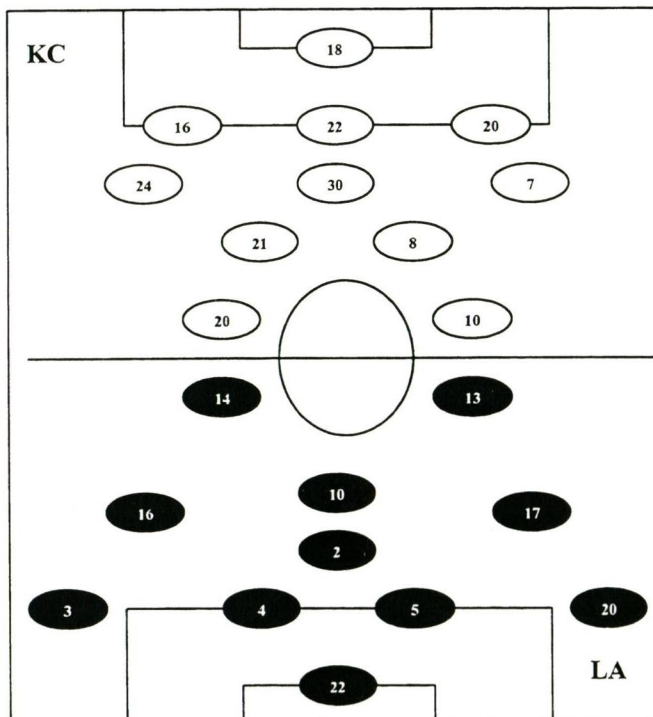
GAME SUMMARY - Clint Mathis scored the game-winning goal in the 64th minute to give the Los Angeles Galaxy a 1-0 victory over the Kansas City Wizards Sunday afternoon at the Rose Bowl. Mathis, who leads the Galaxy in scoring with three goals and one assist for seven points, received a cross from Cobi Jones and buried the wide-open shot from close range. Mauricio Cienfuegos also assisted on the play, sending a through ball to spring Jones in the left side of the penalty area. Jones got behind the Kansas City defense throughout the match, sending a pair of breakaway shots off the left post in the 35th and 69th minutes. Kansas City, meanwhile, posed few challenges to Los Angeles goalkeeper Kevin Hartman, who recorded his league-leading sixth shutout of the season with three saves. The Galaxy improved to 6-6 with 12 points, while Kansas City fell to 1-10 with its third consecutive loss. The Wizards' lone victory of the season was a 2-1 win against Los Angeles on May 8.

KANSAS CITY WIZARDS

LINE-UP

LOS ANGELES GALAXY

18	GK	Chris Snitko
16	D	Jake Dancy
22	D	Alexi Lalas
20	D	Uche Okafor
15	M	Scott Vermillion
		(Digital Takawira '78)
17	M	Chris Klein
		(Prideaux '78)
19	M	Chris Henderson
5	M	Brian Johnson
11	M	Preki
23	F	Nino De Silva
		(Francisco Gomez '73)
20	F	Chris Brown



22	GK	Kevin Hartman
20	D	Paul Caligiuri
5	D	Steve Jolley
4	D	Robin Fraser
3	D	Greg Vanney
17	M	Ezra Hendrickson
		(Roy Myers '46)
10	M	Mauricio Cienfuegos
12	M	Simon Elliott
16	M	Joe Franchino
		(Daniel Hernandez '62)
13	F	Cobi Jones
14	F	Clint Mathis
		(Zak Ibsen '83)



1

June 12, 1999
Galaxy Game # 13 - Home Game # 8
Rose Bowl
Attendance: 18,102



2

GOALS

Wolff (Razov) '47

STATISTICS

8	SHOTS	13
1	SHOTS ON GOAL	5
2	SAVES	0
15	FOULS	11
4	OFFSIDES	0
2	CORNER KICKS	6

GOALS

Hermosillo (Elliott / Myers) '32
Elliott (Cienfuegos) '45

CAUTIONS/EJECTIONS

Caligiuri	C	Dangerous Play	'51
Soehn	C	Shirt Pulling	'69
Marsch	C	Dissent	'88
Thornton	C	Dissent	'88

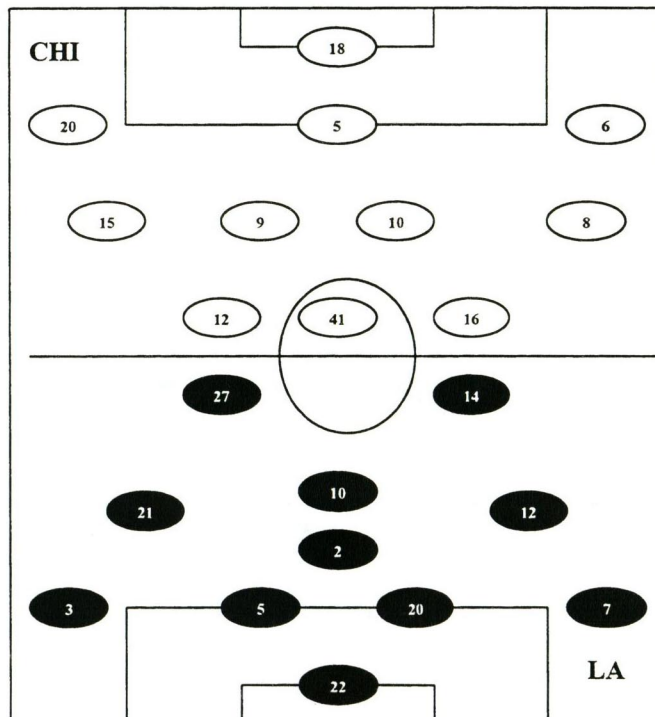
GAME SUMMARY - The Los Angeles Galaxy Major League Soccer (MLS) Club defeated the Chicago Fire, 2-1, in front of 18,102 fans on a warm Saturday night at the Rose Bowl. The Los Angeles Galaxy (7-6, 15 points) won its second-consecutive match and is undefeated at the Rose Bowl versus Western Conference opponents.

Carlos Hermosillo scored his first goal of the season in the 32nd minute with assists from Simon Elliott and Roy Myers. A beautiful linking of passes set up the Hermosillo goal. The game-winning goal by Simon Elliott in the 45th minute came with an assist from Mauricio Cienfuegos, who threaded a through ball to Elliott freeing him to beat Thornton one-on-one, giving L.A. a 2-0 lead.

In the second half, Chicago wasted no time in striking back as the Fire's Josh Wolff found the back of the net in the 47th minute to bring Chicago within one goal, 1-2. Forward Ante Razov slipped a dangerous pass through the Galaxy's defense and onto the foot of a slashing Wolff. Wolff beat a charging Kevin Hartman to the far post from point blank range.

CHICAGO FIRE
LINE-UP
LOS ANGELES GALAXY

18	GK	Zach Thornton
20	D	Francis Okaroh
5	D	Lubos Kubik
6	D	Tom Soehn
		(Dema Kovalenko '84)
8	M	Diego Gutierrez
15	M	Jesse Marsch
9	M	Jerzy Podbrozny
10	M	Peter Nowak
12	F	Ante Razov
16	F	Josh Wolff
41	F	Frank Klopas
		(Manuel Lagos '46)



22	GK	Kevin Hartman
17	D	Ezra Hendrickson
20	D	Paul Caligiuri
5	D	Steve Jolley
3	D	Greg Vanney
2	M	Danny Peña
12	M	Simon Elliott
21	M	Roy Myers
		(Joe Franchino '55)
10	M	Mauricio Cienfuegos
27	F	Carlos Hermosillo
		(Seth George '83)
14	F	Clint Mathis
		(Zak Ibsen '72)

LOS ANGELES GALAXY – GAME-BY-GAME SUMMARY



2

June 19, 1999
Galaxy Game # 14 - Away Game # 6
RFK Stadium
Attendance: 21,138



1

GOALS

Hermosillo (Cienfuegos) '22
Cienfuegos (Unassisted) '90

STATISTICS

10	SHOTS	12
5	SHOTS ON GOAL	8
7	SAVES	2
18	FOULS	16
6	OFFSIDES	7
0	CORNER KICKS	5

GOALS

Kamler (Olsen) '83

CAUTIONS/EJECTIONS

Agoos	C	Dissent	'30
Jolley	C	Dissent	'34
Llamosa	C	Foul Tackle	'62
Hartman	C	Delay of Game	'77
Pena	C	Foul Tackle	'88

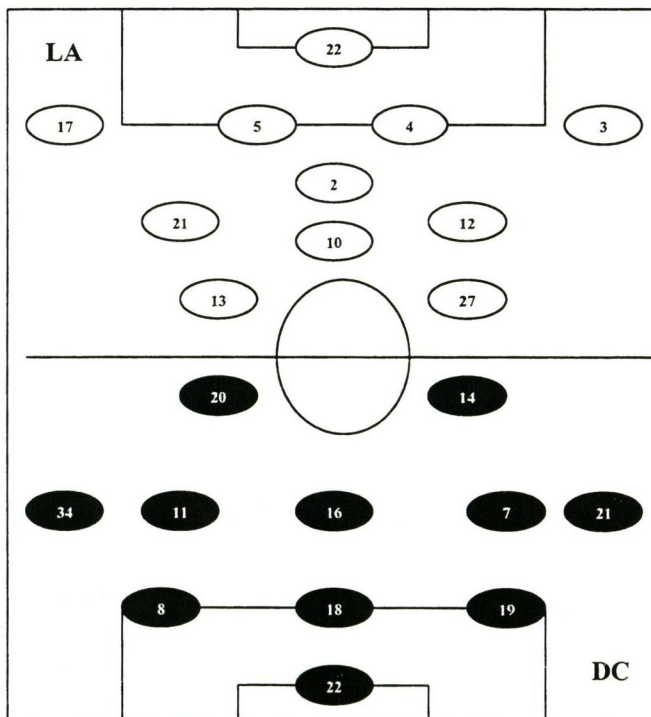
GAME SUMMARY - The Los Angeles Galaxy Major League Soccer (MLS) Club defeated D.C. United, 2-1, with a last second game-winning strike from Mauricio Cienfuegos in front of 21,138 fans at RFK Stadium. The Los Angeles Galaxy (8-6, 18 points) won its third-straight match with goals from Cienfuegos and Hermosillo, but most importantly ended a four-game losing streak at RFK Stadium. Cienfuegos received the pass in stride and fired a blast toward the far post that could only be deflected by United goalkeeper Tom Presthus. A charging Hermosillo at the far post, stretching back with his left foot, one-timed the rebound into the open net. United tied the match at 1-1 in the '83rd minute, defender Brian Kamler scored the game-tying goal. Ben Olsen set up Kamler at the near post with an in-swinging cornerkick. Kamler sprinting to the near post out jumped his defender and buried the header just inside the left post. But, Cienfuegos buried a direct kick to steal a three-point victory with six seconds remaining.

LOS ANGELES GALAXY

LINE-UP

D.C. UNITED

22	GK	Kevin Hartman
17	D	Ezra Hendrickson
4	D	Robin Fraser
5	D	Steve Jolley
3	D	Greg Vanney
21	M	Roy Myers (Clint Mathis '65)
12	M	Simon Elliot
10	M	Mauricio Cienfuegos
2	M	Danny Peña
12	M	Simon Elliot
27	F	Carlos Hermosillo (Seth George '72)
13	F	Cobi Jones



22	GK	Tom Presthus
8	D	Brian Kamler
18	D	Carlos Llamosa
12	D	Jeff Agoos
4	M	Diego Sonora
5	M	Geoff Auger
16	M	Richie Williams (David Hayes '77)
11	M	Jason Moore (A.J. Wood '65)
34	M	Antonio Otero
14	F	Ben Olsen
20	F	Roy Lassiter

LOS ANGELES GALAXY – GAME-BY-GAME SUMMARY



4

June 27, 1999
Galaxy Game # 15 - Away Game # 7
Raymond James Stadium
Attendance: 10,091



2

GOALS

Mathis (Hermosillo) '66
Cienfuegos (Peña / Myers) '70
Mathis (Hermosillo / Cienfuegos) '76
Hermosillo (Jones / Mathis) '85

STATISTICS

23	SHOTS	16
10	SHOTS ON GOAL	9
7	SAVES	6
12	FOULS	10
4	OFFSIDES	3
7	CORNER KICKS	4

GOALS

Shannon (Ralston / Valderrama) '49
Ralston (Unassisted) '86

CAUTIONS/EJECTIONS

McCarty	C	Shirt Pulling	'5
Hermosillo	C	Dissent	'24
Sequiera	C	Foul Tackle	'44
Pena	C	Foul Tackle	'58
Garlick	E	Violent Conduct	'69

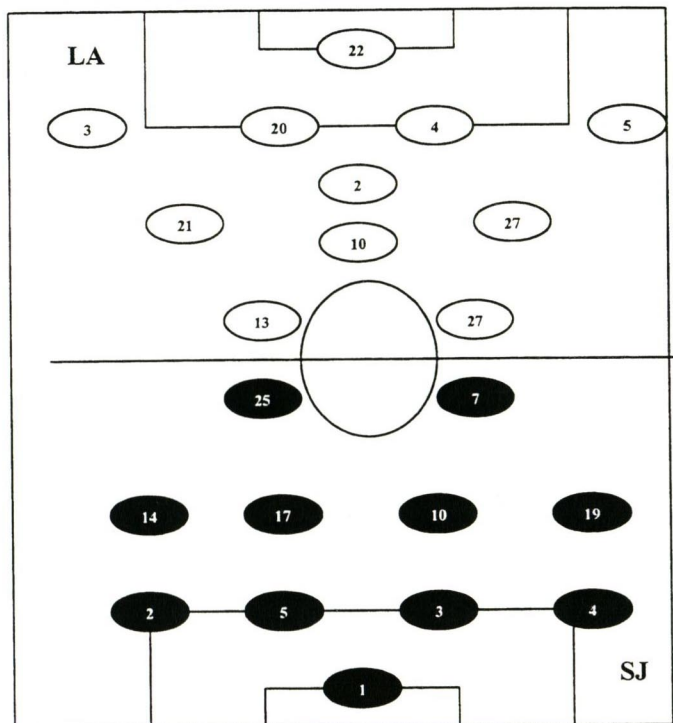
GAME SUMMARY - Clint Mathis, Mauricio Cienfuegos and Carlos Hermosillo all tallied goals as the Los Angeles Galaxy defeated the Tampa Bay Mutiny, 4-2 in front of 10,091 fans on a hot and humid Sunday afternoon at Raymond James Stadium. The win for Los Angeles was the club's fourth-straight victory and moved the Galaxy (9-6, 21 points) into a tie for third place in the Western Conference with the Chicago Fire. In a flashback to last season, Los Angeles recorded more than two goal for the first time all season and four goals in a game for the first time since September 5, 1998 in a 5-3 win at Miami. Second half substitute Clint Mathis tallied two goals in his effort, registering his fourth and fifth goals of the season to lead the club in goals scored (5). Cienfuegos and Hermosillo added a goal each in the victory, recording their second and third consecutive goals, respectively. Goalkeeper Kevin Hartman played an outstanding game for the Galaxy between the posts, making a season-high seven saves on the night and earning his ninth win of the season, ranking him third on MLS' wins list.

LOS ANGELES GALAXY

LINE-UP

TAMPA BAY MUTINY

22	GK	Kevin Hartman
3	D	Greg Vanney
5	D	Steve Jolley
		(Ezra Hendrickson '79)
4	D	Robin Fraser
20	D	Paul Caligiuri
21	M	Roy Myers
		(Joe Franchino '71)
23	M	Danny Peña
10	M	Mauricio Cienfuegos
12	M	Simon Elliott
		(Clint Mathis '65)
27	F	Carlos Hermosillo
13	F	Cobi Jones



1	GK	Scott Garlick
2	D	R.T. Moore
3	D	Steve Trittschuh
4	D	Sam George
		(Andy Kirk '69)
5	D	Chad McCarty
19	M	Josh Keller
10	M	Mauricio Ramos
		(Eric Quill '68)
17	M	Carlos Valderrama
14	M	Steve Ralston
7	F	Musa Shannon
		(Alan Prampin '73)
25	F	Alejandro Sequiera
		(Pete Marino '45)



2

July 4, 1999
Galaxy Game # 16 - Home Game # 9
Rose Bowl
Attendance: 60,433



1

GOALS

Serna (Unassisted) '13
Welton (Gutierrez / Serna) '64

STATISTICS

5	SHOTS	15
3	SHOTS ON GOAL	7
6	SAVES	1
14	FOULS	10
3	OFFSIDES	3
2	CORNER KICKS	9

GOALS

Myers (Peña) '38

CAUTIONS/EJECTIONS

Caligiuri	C	Dangerous play	'29
Gutierrez	C	Dangerous play	'66
Welton	C	Dangerous play	'68
Hendrickson	C	Dangerous play	'81

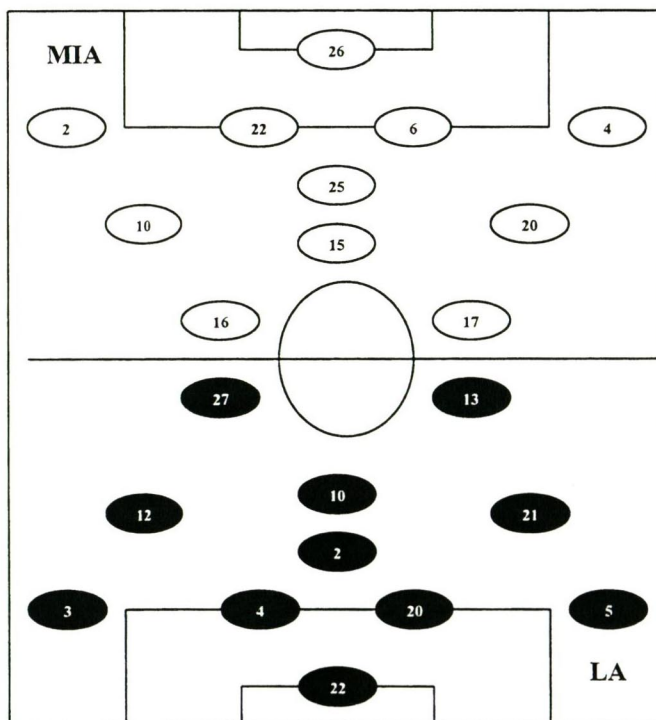
GAME SUMMARY - The Los Angeles Galaxy Major League Soccer (MLS) Club was defeated by the Miami Fusion, 2-1, in front of a raucous crowd of 60,433 fans on a pleasant Sunday night at the Rose Bowl. Costa Rican midfielder Roy Myers registered his fourth-consecutive point in the last four games (1-3=5 pts.), scoring the Galaxy's only goal in the 38th minute with an assist coming from Danny Peña. The Miami Fusion struck first in the 13th minute with a loose ball inside the eighteen-yard box, which was deflected to the foot of Serna, who hit a side volley past Galaxy 'keeper Kevin Hartman. Los Angeles responded in the '38th minute, as Roy Myers beat Fusion 'keeper Garth Lagerwey to the near post, with a powerful strike into the back of the net. Defender Paul Caligiuri began the scoring sequence by finding Myers, who played a one-two combination with midfielder Danny Peña, releasing the deadly Costa Rican in the box with only Lagerwey to beat. The Fusion's Welton, in his first match since his trade (6/1), scored the game-winning goal in the 64th minute, slipping a low shot under a sliding Hartman for the game-winning goal, 2-1.

MIAMI FUSION

LINE-UP

LOS ANGELES GALAXY

26	GK	Garth Lagerwey
2	D	Leo Cullen
22	D	Arley Palacios
6	D	Jay Heaps
4	D	Tim Sahaydak (Nelson Vargas '56)
25	M	Pablo Mastroeni
10	M	Edwin Gorter
15	M	Tyrone Marshall
20	M	Henry Gutierrez
16	F	Welton
17	F	Diego Serna



22	GK	Kevin Hartman
20	D	Paul Caligiuri
5	D	Steve Jolley (Ezra Hendrickson '66)
4	D	Robin Fraser
3	D	Greg Vanney
21	M	Roy Myers
2	M	Danny Peña (Clint Mathis '60)
10	M	Mauricio Cienfuegos
12	M	Simon Elliott
13	F	Cobi Jones
27	F	Carlos Hermosillo

LOS ANGELES GALAXY – GAME-BY-GAME SUMMARY



5

July 11, 1999
Galaxy Game # 17 - Away Game # 8
Foxboro Stadium
Attendance: 14,323



2

GOALS

Mathis (Cienfuegos) '40
Hendrickson (Cienfuegos / Jones) '63
Myers (Cienfuegos / Hermosillo) '73
Jones (Hendrickson / Peña) '85
Hermosillo (Jones) '90

STATISTICS

12	SHOTS	11
9	SHOTS ON GOAL	5
3	SAVES	3
20	FOULS	9
7	OFFSIDES	5
4	CORNER KICKS	5

GOALS

Moore (Chronopoulos) '39
Moore (penalty kick) '66

CAUTIONS/EJECTIONS

Calichman	C	Foul Tackle	'23
Cienfuegos	C	Foul tackle	'37
Hendrickson	C	Foul Tackle	'41
Vanney	C	Foul Tackle	'66
Zenga	C	Foul Tackle	'66

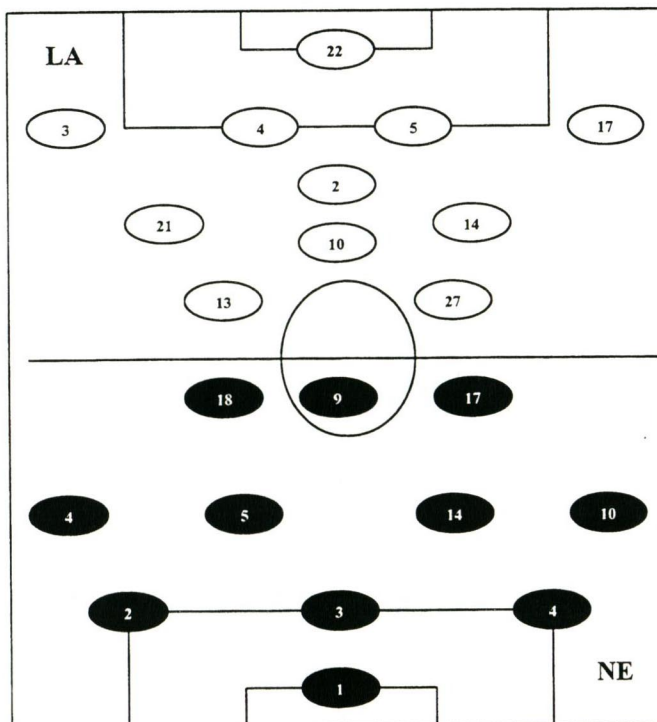
GAME SUMMARY - The Los Angeles Galaxy Major League Soccer (MLS) Club defeated the New England Revolution, 5-2, in front of 14,323 fans on a sunny Sunday afternoon at Foxboro Stadium. The Galaxy spread the wealth as five different players contributed goals, marking the third-straight five goal performance versus the Revolution (6/7 5-1, 8/22, 5-1). The Los Angeles Galaxy (10-7, 24 points) registered their fourth road victory (4-4) of the season and improved its road record versus the Eastern Conference to 4-1. Leading all scorers was midfielder Cobi Jones, who tallied a goal and two assists for five points on the day and broke the 100 MLS career points (104) plateau. Clint Mathis finished off a Mauricio Cienfuegos pass into the middle tying the game at 1-1 in the 40th minute. Cobi Jones and Cienfuegos combined to slip a cross to the far post for Ezra Hendrickson to blast into the roof of the net in the 63rd minute. Myers ('73), Jones ('85) and Hermosillo ('90) would each add goal completing the 5-2 rout.

LOS ANGELES GALAXY

LINE-UP

NEW ENGLAND REVOLUTION

22	GK	Kevin Hartman
3	D	Greg Vanney
5	D	Steve Jolley
17	D	Ezra Hendrickson
4	D	Robin Fraser
21	M	Roy Myers
		(Simon Elliott '73)
2	M	Danny Peña
10	M	Mauricio Cienfuegos
14	M	Clint Mathis
		(Zak Ibsen '89)
27	F	Carlos Hermosillo
13	F	Cobi Jones



1	GK	Walter Zenga
2	D	Brian Dunseth
		(Jamar Beasley '81)
3	D	Dan Calichman
4	D	Mike Burns
5	M	Ted Chronopoulos
10	M	Mario Gori
14	M	Ivan McKinley
6	M	John Harkes
9	F	Joe-Max Moore
17	F	Giovanni Savarese
18	F	Paul Keegan
		(Johnny Torres '58)

LOS ANGELES GALAXY – GAME-BY-GAME SUMMARY



1

July 25, 1999
Galaxy Game # 18 - Home Game # 10
Rose Bowl
Attendance: 8,929



2

GOALS

Bunbury (Brown / Prideaux) '35

STATISTICS

14	SHOTS	15
2	SHOTS ON GOAL	9
7	SAVES	1
15	FOULS	16
1	OFFSIDES	4
4	CORNER KICKS	3

GOALS

Mathis (Vanney) '1
Hendrickson (Myers) '22

CAUTIONS/EJECTIONS

Henderson	C	Tackle F/Behind	'24
Peña	C	Foul Tackle	'79

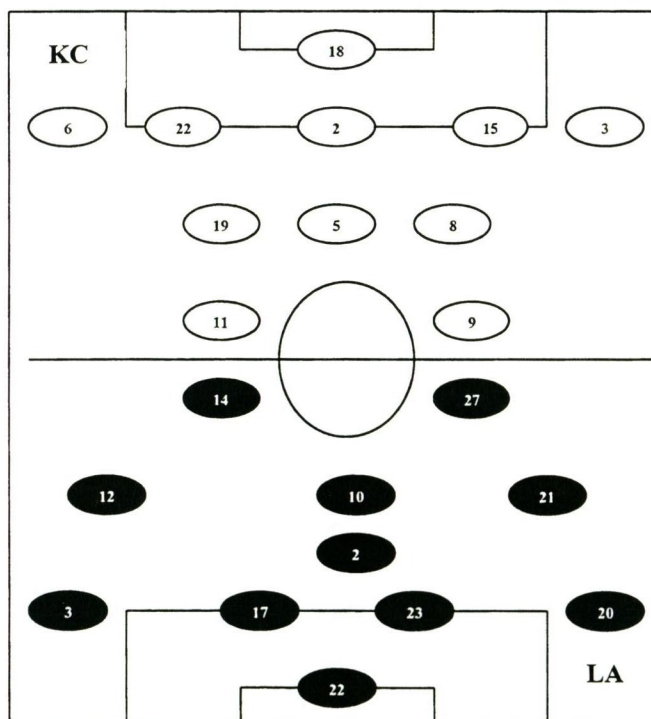
GAME SUMMARY - The Los Angeles Galaxy Major League Soccer (MLS) Club defeated the Kansas City Wizards, 2-1, in front of 8,929 fans on a warm Sunday afternoon at the Rose Bowl. Midfielder Clint Mathis, who recorded his career high seventh goal, and defender Ezra Hendrickson, who registered his second goal of the year, were the difference for the Galaxy with early strikes in the first half. Mathis' strike stands as the fastest goal in Galaxy history coming just 33 seconds into the match. The goal stands as the fourth fastest in MLS History, behind Johnny Torres of the New England Revolution. Greg Vanney, at midfield, slipped a high through ball to a cutting Clint Mathis, who on the first bounce flicked the ball with his head past a charging Kansas City goalkeeper Chris Sntiko. Mathis used a single touch to put Los Angeles up 1-0. In the 22nd minute, Hendrickson played a quick give-and-go with Roy Myers, releasing Hendrickson into the box, where he beat Wizards goalkeeper Chris Snitko to the far post, giving Los Angeles a 2-0 lead. Canadian strike Alex Bunbury pulled back a goal in the 35th minute, striking a loose ball in the box past Galaxy goalkeeper Kevin Hartman.

KANSAS CITY WIZARDS

LINE-UP

LOS ANGELES GALAXY

18	GK	Chris Snitko
6	D	Sean Bowers
22	D	Alexi Lalas
2	D	Brandon Prideaux
15	D	Scott Vermillion (Chris Klein '28)
3	D	Tony Soto (Vicente Figueroa '78)
19	M	Chris Henderson
5	M	Brian Johnson
8	M	Chris Brown (Digital Takawira '62)
11	F	Preki
9	F	Alex Bunbury



22	GK	Kevin Hartman
17	D	Ezra Hendrickson (Zak Ibsen '72)
20	D	Paul Caligiuri
23	D	Daniel Hernandez
3	D	Greg Vanney
21	M	Roy Myers (Joe Franchino '75)
10	M	Mauricio Cienfuegos
2	M	Danny Peña
12	M	Simon Elliott
27	F	Carlos Hermosillo (Seth George '79)
14	F	Clint Mathis

LOS ANGELES GALAXY – GAME-BY-GAME SUMMARY



0

July 28, 1999
Galaxy Game # 19 - Away Game # 9
Mile High Stadium
Attendance: 5,018



1

GOALS

None

STATISTICS

14	SHOTS	6
6	SHOTS ON GOAL	4
3	SAVES	4
11	FOULS	9
3	OFFSIDES	1
7	CORNER KICKS	2

GOALS

Dely Valdes (Vaudreuil / Paule) '34

CAUTIONS/EJECTIONS

DiGiamarino	C	Foul tackle	'35
Hendrickson	C	Tackle f/ behind	'59
Martin	C	Tackle f/ behind	'67

GAME SUMMARY - Los Angeles was defeated by the Rapids, 1-0, in front of 5,018 fans on a slippery Wednesday night at Mile High Stadium. Los Angeles was unable to generate the goals needed to beat the Rapids at home while letting an opportunity to catch Dallas and Chicago in the standings slip through its fingers. The Galaxy was not its normal self as the club was without four starters for the match including Cobi Jones, Robin Fraser, Danny Peña, and Carlos Hermosillo.

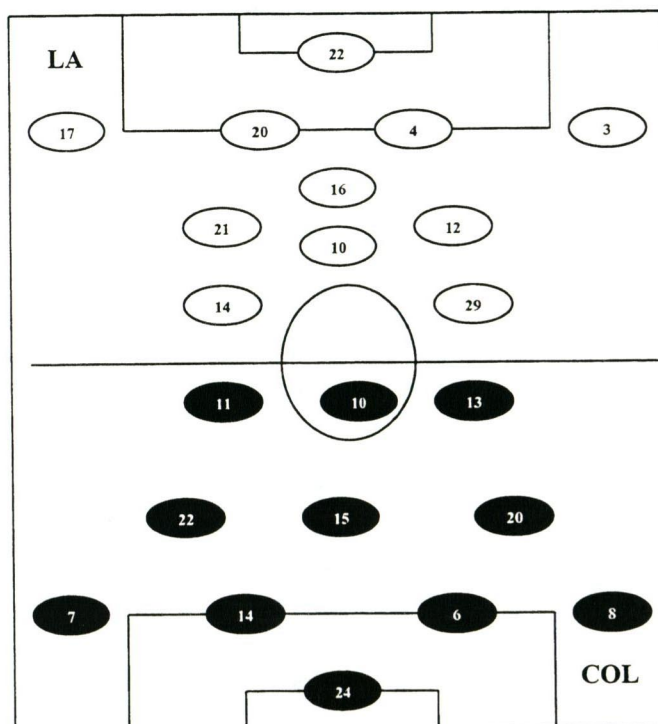
Colorado forward Jorge Dely Valdes opened the scoring for the Rapids with his header in the 34th minute. A Ross Paule pass found David Vaudreuil free up the left flank. Vaudreuil's cross to the center drew Hartman out to almost the top of the box, where Dely Valdes had to only head the ball over Hartman, who was caught off his line.

LOS ANGELES GALAXY

LINE-UP

COLORADO RAPIDS

22	GK	Kevin Hartman
17	D	Ezra Hendrickson (Steve Jolley '81)
20	D	Paul Caligiuri
23	D	Daniel Hernandez
3	D	Greg Vanney
21	M	Roy Myers
16	M	Joe Franchino
10	M	Mauricio Cienfuegos
12	M	Simon Elliott
14	F	Clint Mathis
29	F	Seth George (Zak Ibsen '63)



24	GK	Ian Feuer
8	D	Tim Martin
6	D	Peter Vermes
14	D	Chris Martinez
7	D	David Vaudreuil
20	M	Ross Paule
15	M	Tahj Jakins
22	M	Joey DiGiamarino
11	F	Jorge Dely Valdes (Darren Sawatzky '89)
10	F	Anders Limpar (Kevin Anderson '74)
13	F	Wolde Harris (Marquis White '80)

LOS ANGELES GALAXY – GAME-BY-GAME SUMMARY



1

July 31, 1999

Galaxy Game # 20 - Away Game # 10

Soldier Stadium

Attendance: 21,331



0

GOALS

Elliott (Mathis / Cienfuegos) '41

STATISTICS

14	SHOTS	14
5	SHOTS ON GOAL	6
6	SAVES	4
19	FOULS	17
4	OFFSIDES	1
1	CORNER KICKS	8

NONE

GOALS

CAUTIONS/EJECTIONS

Nowak	C	Dissent	'34
Caligiuri	C	Delay of Game	'37
Okaroh	C	Tackle f/Behind	'53
Myers	C	Reckless Foul	'69
Klopas	C	Dissent	'80

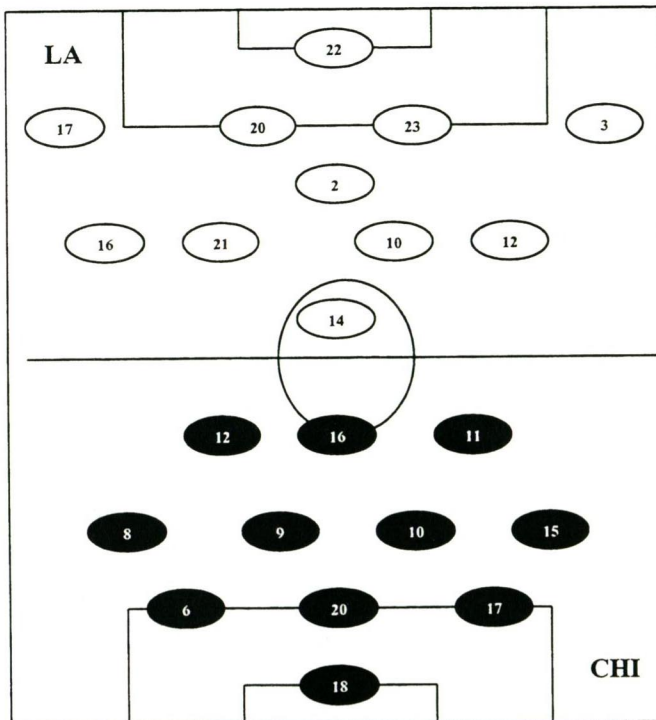
GAME SUMMARY - The Los Angeles Galaxy defeated the Chicago Fire, 1-0, in front of 21,331 fans on a sweltering 91-degree Saturday afternoon at Soldier Field. Midfielder Simon Elliott, who registered his second goal of the season, proved to be the Galaxy's hero by scoring the game-winning goal in the 41st minute with assists from Clint Mathis and Mauricio Cienfuegos. Galaxy goalkeeper Kevin Hartman put in a solid performance between the pipes, earning his league leading seventh shutout of the season. The Galaxy (12-8, 30 points) won their second consecutive match versus the Fire, propelling the club into second place in the Western Conference, for a short time at least depending on the outcome of the Dallas at Colorado match. Simon Elliott, a product of Stanford University, scored his second MLS goal and second-consecutive goal versus Chicago in the 41st minute. Midfielder Mauricio Cienfuegos found Clint Mathis just past midfield. Mathis slipped a through ball to Elliott freeing him on the Fire's goal. However, Chicago's Gutierrez partially deflected the shot by Elliott, and the attempt drop over Thornton and into the goal.

LOS ANGELES GALAXY

LINE-UP

CHICAGO FIRE

22	GK	Kevin Hartman
17	D	Ezra Hendrickson
20	D	Paul Caligiuri
23	D	Daniel Hernandez
3	D	Greg Vanney
16	M	Joe Franchino (Zak Ibsen '46)
2	M	Danny Peña
10	M	Mauricio Cienfuegos
12	M	Simon Elliott (Steve Jolley '74)
21	M	Roy Myers
14	F	Clint Mathis (Seth George '84)



18	GK	Zach Thornton
6	D	Tom Soehn (Manuel Lagos '77)
20	D	Francis Okaroh
17	D	Andrew Lewis
15	M	Jesse Marsch
8	M	Diego Gutierrez
9	M	Jerzy Podbrozny (Frank Klopas '77)
10	M	Peter Nowak
11	F	Roman Kosecki
16	F	Josh Wolff
12	F	Ante Razov



4

August 7, 1999
Galaxy Game # 21 - Away Game # 11
Spartan Stadium
Attendance: 15,648



1

GOALS

Ibsen (Caligiuri / Cienfuegos) '14
Jones (Peña / Cienfuegos) '74
Cienfuegos (Elliott / Ibsen) '79
George (Elliott / Cienfuegos) '82

STATISTICS

10	SHOTS	9
7	SHOTS ON GOAL	5
3	SAVES	3
13	FOULS	18
4	OFFSIDES	2
7	CORNER KICKS	7

GOALS

Cloutier (Mulrooney) '84

CAUTIONS/EJECTIONS

Jones	C	Ungent. Conduct	'63
Tinsley	C	Foul tackle	'63
Wright	C	Foul Tackle	'89

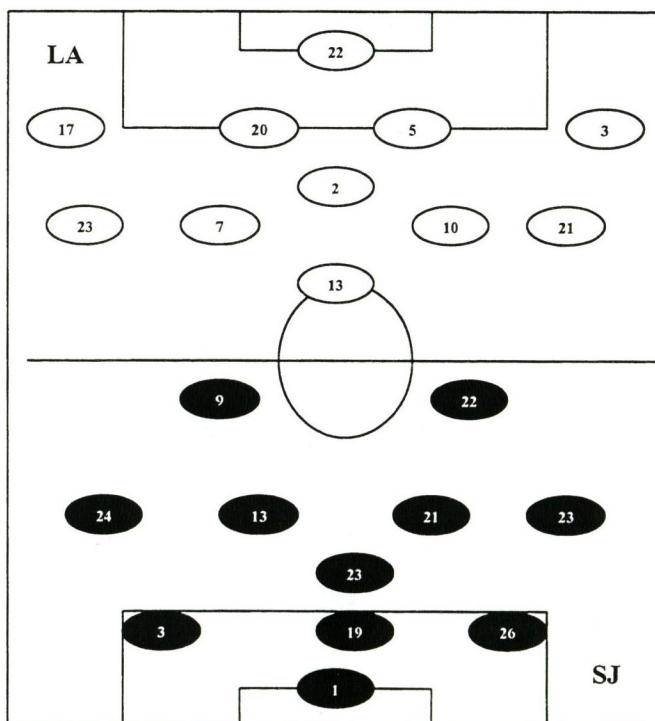
GAME SUMMARY - The Los Angeles Galaxy Major League Soccer (MLS) Club defeated San Jose Clash, 4-1, in front of 15,648 fans on Saturday night at Spartan Stadium. The Galaxy registered its sixth multi-goal game with four players contributing including Cobi Jones, Mauricio Cienfuegos, Zak Ibsen and Seth George. Cienfuegos led the Galaxy with his best performance of the season, tallying a goal and three assist against the Clash. The Los Angeles Galaxy (13-8, 33 points) won their second-consecutive match and fourth in five games (7/11-8/7) as the club regained second place in the Western Conference ahead of Chicago and Dallas. Reserve defender Zak Ibsen's header in the 14th minute surely will make the season's highlight reel as one of the MLS' top goals. Midfielder Mauricio Cienfuegos changed the field of attack with a crossing pass to Paul Caligiuri on the right wing. Caligiuri took a settling touch before driving a long ball to just inside the left corner of the 18-yard box. Ibsen, who slipped past his marker and into the box, drove a diving header from 15-yards out past Clash goalkeeper Joe Cannon, giving Los Angeles an early 1-0 lead.

LOS ANGELES GALAXY

LINE-UP

SAN JOSE CLASH

22	GK	Kevin Hartman
17	D	Ezra Hendrickson
20	D	Paul Caligiuri
5	D	Steve Jolley
3	D	Greg Vanney
23	M	Simon Elliott
10	M	Mauricio Cienfuegos
2	M	Danny Peña
7	M	Zak Ibsen
		(Joe Franchino '81)
21	F	Roy Myers
		(Seth George '75)
13	F	Cobi Jones
		(Marvin Quijano '82)



0	GK	Joe Cannon
3	D	John Doyle
6	D	Joey Martinez
		(Richard Mulrooney '60)
19	D	Mauricio Wright
23	M	Mauricio Solis
21	M	Eddie Lewis
13	M	Ryan Tinsley
		(Braeden Cloutier '71)
24	M	Wade Barrett
27	M	Dario Brose
22	F	Alejandro Sequeira
		(Ronald Cerritos '67)
9	F	Scott Bower



0

August 14, 1999
Galaxy Game # 22 - Home Game # 11
Rose Bowl
Attendance: 14,635



2

GOALS

NONE

STATISTICS

13	SHOTS	9
6	SHOTS ON GOAL	4
3	SAVES	6
12	FOULS	19
2	OFFSIDES	2
7	CORNER KICKS	10

GOALS

Hendrickson (Unassisted) '7
Eck (own goal) '58

CAUTIONS/EJECTIONS

Pollard	C	Shirt Pulling	'30
Caligiuri	C	Dangerous Play	'55
Jones	C	Delay of Game	'62

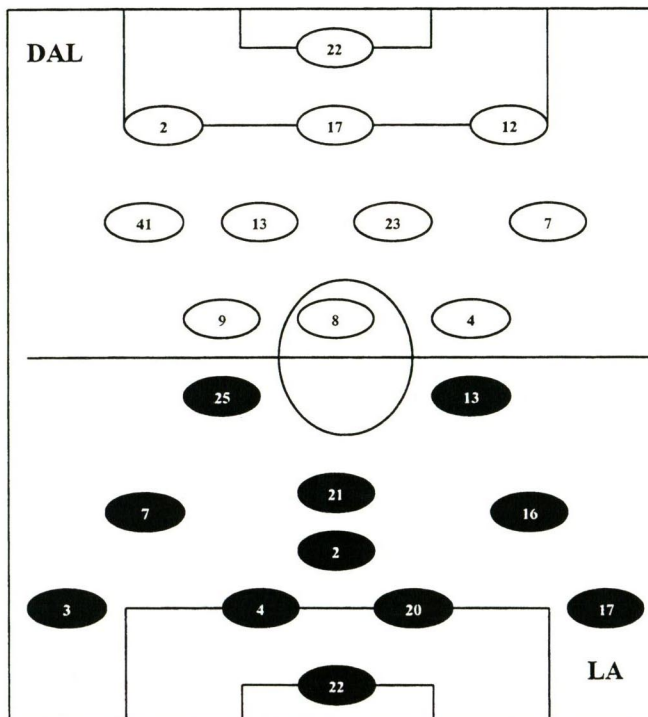
GAME SUMMARY - The Los Angeles Galaxy Major League Soccer (MLS) Club beat the Dallas Burn, 2-0, in front of 14,635 fans on Saturday night at the Rose Bowl. Defender Ezra Hendrickson registered the game-winning goal by blasting home a penalty kick rebound in the 7th minute. However, forward Marvin Quijano was named the club's player of the game for his stellar performance, which included numerous opportunities and drawing the penalty kick in the 6th minute of play. In the 7th minute, defender Ezra Hendrickson put the Galaxy up 1-0. Forward Marvin Quijano, who was making his first career MLS start, created the opportunity by beating Jorge Rodriguez, with a slashing cut into the 18-yard box. Rodriguez, beaten, cut down the young striker for the penalty kick. Cobi Jones stepped up to take the kick and sent his attempt towards the right post, but Dallas' Matt Jordan made a diving save, deflecting the shot back into the box. Hendrickson smacked the rebound from close range to beat Jordan. Los Angeles jumped to a 2-0 goal lead off an own goal by Dallas' Ted Eck in the 58th minute. The play resulted off a corner kick from defender Greg Vanney, which was poorly cleared by Jordan. The attempted clearance went up and backward toward the goal, Eck attempted to clear it off the line with his thigh but knocked the ball into his own net.

DALLAS BURN

LINE-UP

LOS ANGELES GALAXY

22	GK	Matt Jordan
2	D	Eric Dade
17	D	Jorge Rodriguez
12	D	Brandon Pollard
41	M	Ted Eck
13	M	Brian Haynes
		(John Jairo Trellez '77)
7	M	Mark Santel
		(Kirk Wilson '72)
23	M	Sergi Daniv
		(Bobby Rhine '65)
9	F	Jason Kreis
8	F	Oscar Pareja
4	F	Paul Broome



22	GK	Kevin Hartman
17	D	Ezra Hendrickson
20	D	Paul Caligiuri
4	D	Robin Fraser
3	D	Greg Vanney
16	M	Joe Franchino
2	M	Danny Peña
21	M	Roy Myers
7	M	Zak Ibsen
		(Simon Elliott '72)
13	F	Cobi Jones
25	F	Marvin Quijano
		(Jose Botello '77)

LOS ANGELES GALAXY – GAME-BY-GAME SUMMARY



1

August 21, 1999
Galaxy Game # 23 - Home Game # 12
Rose Bowl
Attendance: 12,045



4

GOALS

Chung (penalty kick) '71

STATISTICS

16	SHOTS	20
6	SHOTS ON GOAL	7
2	SAVES	5
5	FOULS	14
2	OFFSIDES	1
3	CORNER KICKS	7

GOALS

Hermosillo (Vanney) '8
Ibsen (Jones / Vanney) '17
Hermosillo (Jones) '59
Ibsen (Vanney / Franchino) '88

CAUTIONS/EJECTIONS

Walsh	C	Tackle f/ behind	'30
Zambrano	C	Shirt Pulling	'86

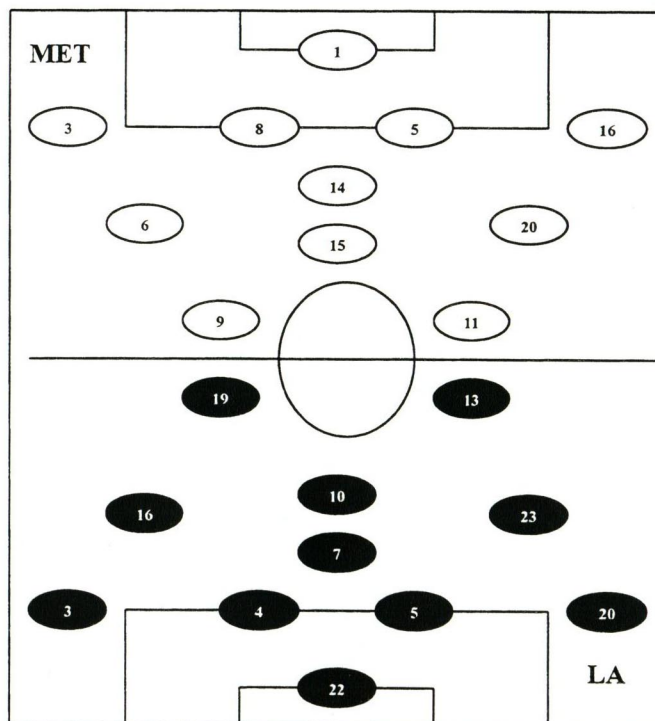
GAME SUMMARY - The Los Angeles Galaxy defeated the NY/NJ MetroStars, 4-1, in front of 12,045 fans on a warm Saturday night at the Rose Bowl. Carlos Hermosillo and Zak Ibsen led the Galaxy in scoring as the duo each tallied two goals in the win. Defender Greg Vanney registered a MLS career high three assists. Goalkeeper Kevin Hartman registered yet another outstanding performance between the pipes, making four difficult saves with the only black mark an unfortunate penalty kick goal. The Los Angeles Galaxy (15-8, 39 points) won its fourth-consecutive victory and registered a sweep of the 1999 regular season series versus the MetroStars. Forward Carlos Hermosillo, who recently recovered from a lower back injury, notched an early goal for the Galaxy with a brilliant header in the 8th minute of play. The Galaxy wasted no time in striking only nine minutes later, as Zak Ibsen hit a perfectly timed half volley past Amman for the club's second goal of the match. In the 59th minute, Hermosillo played a crafty give-and-go with Jones, whose cross was partially deflected by Ammann but stayed on course as Hermosillo finished the return pass into an empty net. In the 88th minute, Ibsen took a pass from Vanney and Franchino to register the final goal.

NY / NJ METROSTARS

LINE-UP

LOS ANGELES GALAXY

1	GK	Mike Ammann
3	D	Mark Semioli
8	D	Billy Walsh
5	D	Mohammad Khakpour
16	M	Ramiro Corrales (Mark Chung '46)
14	M	Petter Villegas
6	M	Mike Sorber
15	M	Mike Dunhaney
20	M	Brian Kelly (Eduardo Hurtado '46)
11	F	Sasa Curcic (Nansha Kalonji '74)
9	F	Henry Zambrano



22	GK	Kevin Hartman (Matt Reis '80)
20	D	Paul Caligiuri (Roy Myers '59)
5	D	Steve Jolley
3	D	Greg Vanney
4	D	Robin Fraser
7	M	Zak Ibsen
23	M	Simon Elliott
16	M	Joe Franchino
10	M	Mauricio Cienfuegos (Jorge Salcedo '64)
13	F	Cobi Jones
19	F	Carlos Hermosillo (Marvin Quijano '75)



0

August 28, 1999
Galaxy Game # 24 - Away Game # 12
Cotton Bowl
Attendance: 14,033



1

GOALS

NONE

STATISTICS

15	SHOTS	14
6	SHOTS ON GOAL	10
8	SAVES	6
10	FOULS	13
1	OFFSIDES	4
11	CORNER KICKS	2

GOALS

Graziani (Suarez) '53

CAUTIONS/EJECTIONS

Ibsen	C	Foul tackle	'22
Myers	C	Professional Foul	'53

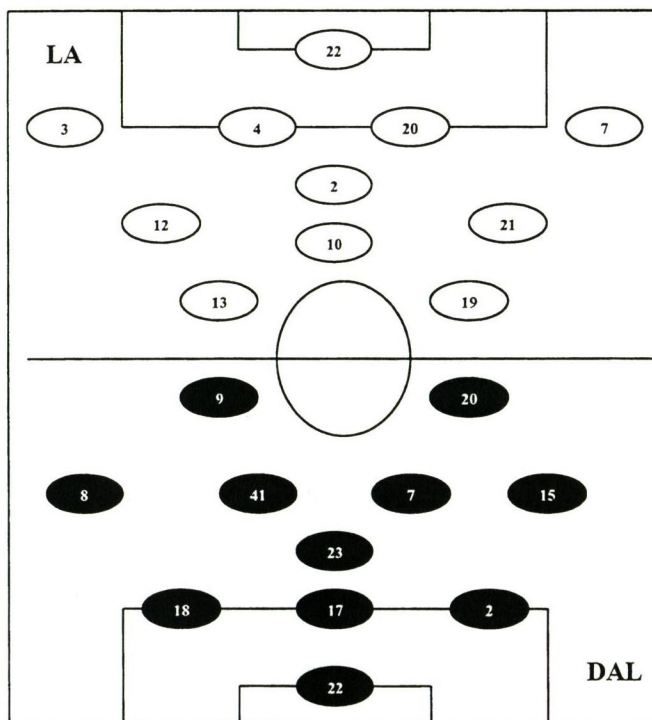
GAME SUMMARY - The Los Angeles Galaxy Major League Soccer (MLS) club conceded a second-half goal to Ariel Graziani and saw an opportunity to move into a tie for first place in the Western Conference slip through their fingers. The Galaxy, which had won eight of the last nine games against the Dallas Burn, were defeated, 1-0, in front of 14,033 at the Cotton Bowl. Graziani tallied the game-winner in the 53rd minute when he received a through ball from midfielder Temoc Suarez. Graziani, last week's MLS Player of the Week, received the ball in the goalie box and calmly chipped it over the onrushing Galaxy keeper Kevin Hartman. The Ecuadorian striker, who was acquired at the trading deadline (Aug. 16) from the New England Revolution, has now tallied three goals and one assist in three games with Dallas. The Los Angeles Galaxy (15-9, 39 points) had a couple of scoring opportunities, but could not strike the back of the net. Dallas netminder Matt Jordan was tested time and time again by the Galaxy offense, which saw some scoring opportunities bare no fruit, including a half volley by Cobi Jones that hit the framework. Jordan's shutout gives him sole possession of the league lead with nine clean sheets this season.

LOS ANGELES GALAXY

LINE-UP

DALLAS BURN

22	GK	Kevin Hartman
7	D	Zak Ibsen (Steve Jolley '46)
20	D	Paul Caligiuri (Marvin Quijano '80)
4	D	Robin Fraser
3	D	Greg Vanney
21	M	Roy Myers
2	M	Danny Peña
10	M	Mauricio Cienfuegos
12	M	Simon Elliott
13	F	Cobi Jones
19	F	Carlos Hermosillo



22	GK	Matt Jordan
18	D	Richard Farrer
17	D	Jorge Rodriguez
2	D	Eric Dade
23	M	Sergi Daniv
15	M	Chad Deering
7	M	Mark Santel (Temoc Suarez '46)
41	M	Ted Eck
8	M	Oscar Pareja
20	F	Ariel Graziani (Dante Washington '89)
9	F	Jason Kreis



1

September 1, 1999
Galaxy Game # 25 - Home Game # 13
Rose Bowl
Attendance: 8,662



3

GOALS

Sequeira (Cerritos, Doyle) '59

STATISTICS

17	SHOTS	15
9	SHOTS ON GOAL	9
6	SAVES	8
7	FOULS	9
1	OFFSIDES	2
5	CORNER KICKS	7

GOALS

Myers (Peña, Jones) '2
Myers (Hermosillo) '58
Vanney (penalty kick) '71

CAUTIONS/EJECTIONS

Hermosillo	C	Tackle f/ behind	'9
Myers	C	Diving	'49

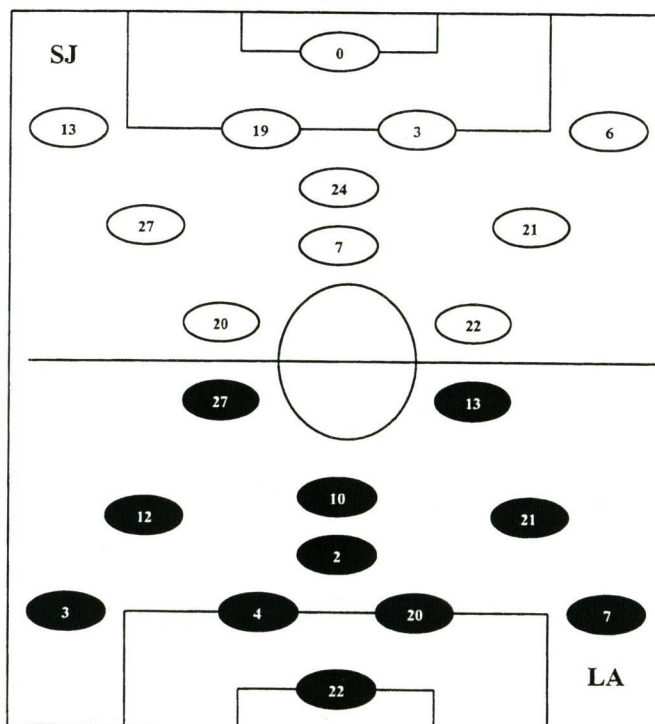
GAME SUMMARY - The Los Angeles Galaxy Major League Soccer (MLS) Club defeated the San Jose Clash, 3-1, in front of 8,662 fans on a cool Wednesday night at the Rose Bowl. Costa Rican sensation Roy Myers sparked the Galaxy's offense after last game's shutout loss by recording two goals on the night. Defender Greg Vanney, a recent call up to the U.S. National Team, sealed the victory for the club with his penalty kick strike in the 71st minute. Midfielder Roy Myers opened the scoring in the 2nd minute of play, registering his third goal of the year since joining the Galaxy on June 1. A Greg Vanney corner kick was punched from the area by Clash goalkeeper Joe Cannon, but the clearance stayed inside the box. Cobi Jones one-touched the ball back into the middle where Danny Peña headed the ball down and back to Myers. Myers hit a curving shot, past Cannon, to knock off the inside of the post and into the goal, giving Los Angeles an early 1-0 lead. The Galaxy's Costa Rican striker struck for the second time on the night in the 58th minute. Myers started the scoring opportunity by pushing a deft pass through the defense to a cutting Hermosillo, whose first touch betrayed him. However, the missed touch drew out Cannon and the crafty Mexican striker recovered to find Myers in front of an open goal. Myers touched the pass into the open net, putting the Galaxy up 2-0.

SAN JOSE CLASH

LINE-UP

LOS ANGELES GALAXY

0	GK	Joe Cannon
13	D	Ryan Tinsley
19	D	Mauricio Wright
3	D	John Doyle
6	D	Joey Martinez
		(Richard Mulrooney '46)
27	M	Dario Brose
24	M	Wade Barrett
7	M	Braeden Cloutier
		(Jim Conrad '81)
21	M	Eddie Lewis
20	F	Ronald Cerritos
22	F	Alejandro Sequeira
		(Scott Bower '62)



22	GK	Kevin Hartman
7	D	Zak Ibsen
		(Steve Jolley '31)
20	D	Paul Caligiuri
		(Joe Franchino '75)
4	D	Robin Fraser
3	D	Greg Vanney
21	M	Roy Myers
2	M	Danny Peña
10	M	Mauricio Cienfuegos
12	M	Simon Elliott
13	F	Cobi Jones
27	F	Carlos Hermosillo
		(Clint Mathis '68)

LOS ANGELES GALAXY – GAME-BY-GAME SUMMARY



2

September 4, 1999
Galaxy Game # 26 - Away Game # 13
Lockhart Stadium
Attendance: 12,421



1

GOALS

Peña (Vanney) '10
Jones (Cienfuegos, Elliott) '48

STATISTICS

11	SHOTS	12
7	SHOTS ON GOAL	4
4	SAVES	5
21	FOULS	13
8	OFFSIDES	1
3	CORNER KICKS	7

GOALS

Hendrickson (own goal) '27

CAUTIONS/EJECTIONS

Heaps	C	Foul tackle	'6
Hermosillo	C	Delay of game	'64

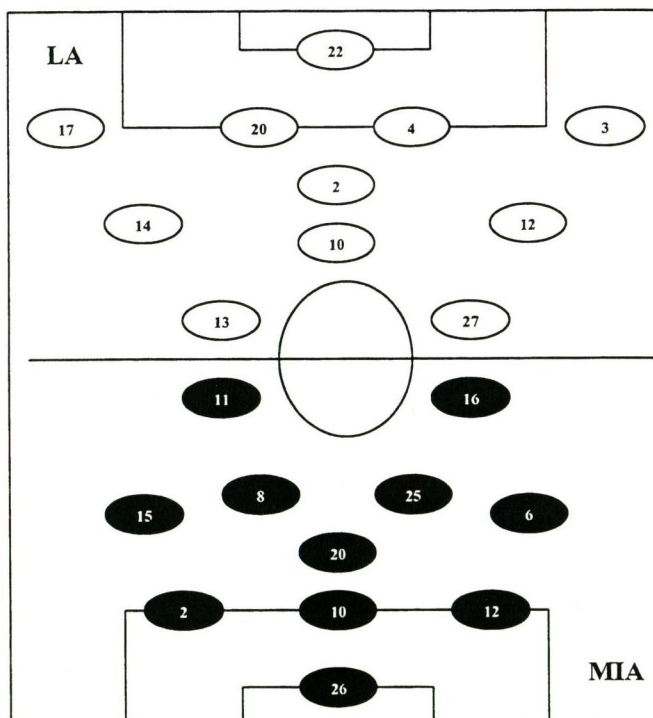
GAME SUMMARY - The Los Angeles Galaxy defeated the Miami Fusion, 2-1, at Lockhart Stadium. Cobi Jones, who registered his fifth goal of the season, tallied the game-winning goal in the 48th minute. Simon Elliott, on the left wing, kept a driving attempt alive by cutting a pass back to Mauricio Cienfuegos, just outside the corner of the box. Cienfuegos chipped a pass into the box, right to the head of a cutting Jones, whose header beat a diving Fusion goalkeeper Garth Lagerwey. Los Angeles opened the scoring in the 10th minute as midfielder Danny Peña headed in his second goal of the season, tying his previous single season high. Greg Vanney's out swinging corner kick went over the heart of Miami's defense to find Peña at the far post. Peña, seven yards out, smashed a perfectly placed header just inside the right post, beating Lagerwey. The Galaxy's Ezra Hendrickson, who was attempting to clear a high ball off the goal line, gave Miami its only score of the match, which was an own goal in the 27th minute.

LOS ANGELES GALAXY

LINE-UP

MIAMI FUSION

22	GK	Kevin Hartman
17	D	Ezra Hendrickson
4	D	Robin Fraser
5	D	Steve Jolley
3	D	Greg Vanney
12	M	Simon Elliott
2	M	Danny Peña (Joe Franchino '69)
10	M	Mauricio Cienfuegos
14	M	Clint Mathis (Jorge Salcedo '74)
13	F	Cobi Jones
27	F	Carlos Hermosillo



26	GK	Garth Lagerwey
12	D	Jeremy Aldrich
10	D	Edwin Gorter (Tim Sahaydak '76)
2	D	Leo Cullen
25	M	Pablo Mastroeni
20	M	Henry Gutierrez
6	M	Jay Heaps
15	M	Tyrone Marshall (Brian Kamler '69)
8	M	Nelson Vargas (Saul Martinez '69)
16	F	Welton
11	F	Eric Wynalda



0

September 11, 1999
Galaxy Game # 27 - Home Game # 14
Rose Bowl
Attendance: 28,316



1

GOALS

NONE

STATISTICS

13	SHOTS	15
4	SHOTS ON GOAL	6
5	SAVES	4
11	FOULS	12
5	OFFSIDES	3
6	CORNER KICKS	7

GOALS

Jones (Mathis / Myers) '85

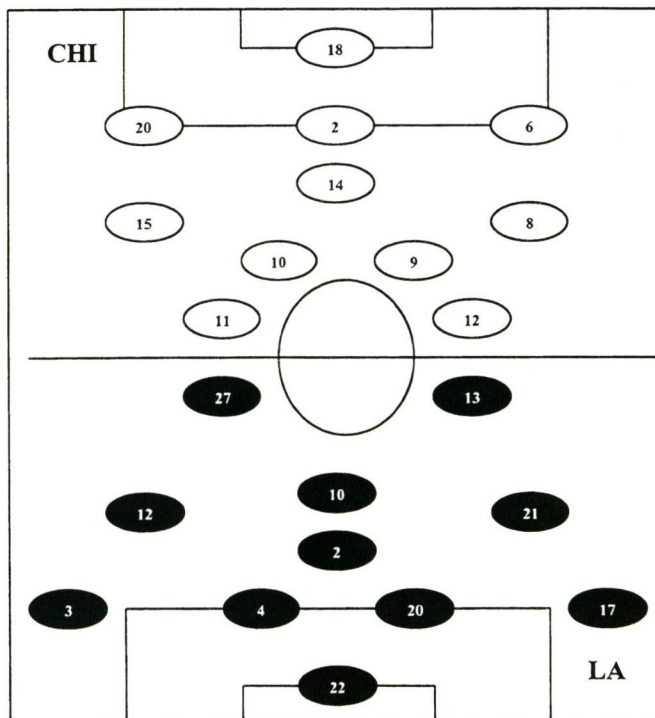
CAUTIONS/EJECTIONS

Okaroh C Foul Tackle '86

GAME SUMMARY - The Los Angeles Galaxy Major League Soccer (MLS) Club defeated the Chicago Fire, 1-0, in front of 28,316 fans on a cool Saturday night at the Rose Bowl. Midfielder/forward Cobi Jones scored the game-winning goal in the final minutes of the match, stealing three points for the Galaxy in a hard fought game. Clint Mathis, who recently returned from a knee injury, and Roy Myers combined to set up Jones' game-winning attempt in the 85th minute. The Los Angeles Galaxy (18-9, 48 points) tightened its grip on first place in the Western Conference, increasing its lead to five points ahead of both Chicago and Colorado and seven points ahead of Dallas. The Galaxy remains unbeaten versus the West at the Rose Bowl, winning nine-straight games (3/20-9/11). Goalkeeper Kevin Hartman posted his ninth clean sheet of the 1999 regular season, tying him for the MLS lead in shutouts with Dallas' Matt Jordan. He leads the league with a 0.82 goals-against-average (GAA) and is now only one shy of tying the all-time career shutout record held by Kansas City's Tony Meola (20). In the 85th minute, Cobi Jones scored his sixth goal of the season and his third game-winning goal of the season. Myers found Mathis, who sent a pass wide to an overlapping Jones up the wing. Jones dribbled around a charging Zach Thornton, pulled up just before the corner of the six-yard box and blasted a shot near post, ricocheting the shot off Chicago's Jesse Marsch and into the roof of the net.

CHICAGO FIRE
LINE-UP
LOS ANGELES GALAXY

18	GK	Zach Thornton
20	D	Francis Okaroh
2	D	C.J. Brown (Andrew Lewis '78)
6	D	Tom Soehn
15	M	Jesse Marsch
9	M	Jerzy Podbrozny
10	M	Peter Nowak
14	M	Chris Armas
8	M	Diego Gutierrez (Dema Kovalenko '86)
11	F	Roman Kosecki (Josh Wolff '79)
12	F	Ante Razov



22	GK	Kevin Hartman
17	D	Ezra Hendrickson
20	D	Paul Caligiuri
4	D	Robin Fraser
3	D	Greg Vanney
21	M	Roy Myers
2	M	Danny Peña
10	M	Mauricio Cienfuegos
12	M	Simon Elliott
27	F	Carlos Hermosillo (Clint Mathis '75)
13	F	Cobi Jones

LOS ANGELES GALAXY – GAME-BY-GAME SUMMARY



0

September 18, 1999
Galaxy Game # 28 - Away Game # 14
Mile High Stadium
Attendance: 5,018



1

GOALS

None

STATISTICS

14	SHOTS	6
6	SHOTS ON GOAL	4
5	SAVES	4
24	FOULS	13
8	OFFSIDES	2
4	CORNER KICKS	4

GOALS

Dely Valdes (Vaudreuil / Paule) '34

CAUTIONS/EJECTIONS

DiGiamarino	C	Foul tackle	'35
Hendrickson	C	Tackle f / Behind	'59
Martin	C	Tackle f / Behind	'67

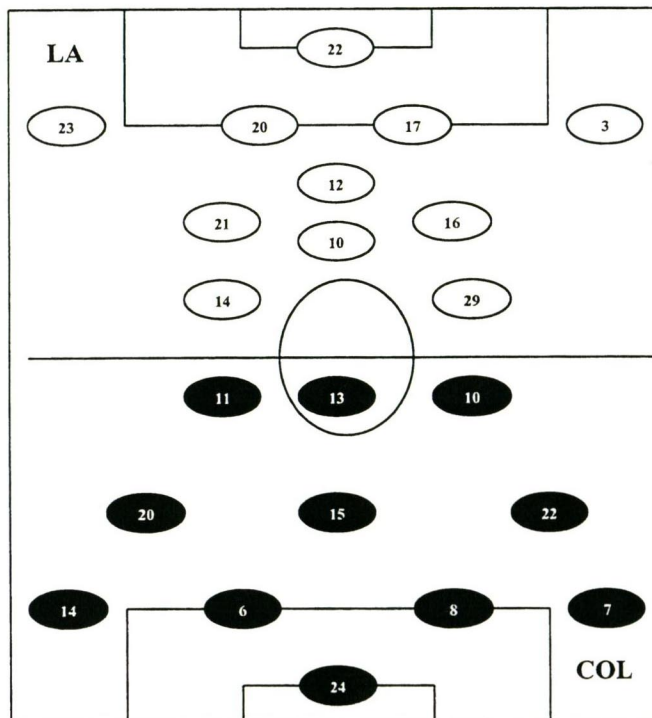
GAME SUMMARY - The Los Angeles Galaxy Major League Soccer (MLS) Club had its three-game winning streak snapped in Denver as Jorge Dely Valdes tallied a goal in the 41st minute to lead the Colorado Rapids to a 1-0 win in front of 8,952 fans at Mile High Stadium. The goal by Dely Valdes snapped a 457 minute home scoreless drought for the Rapids, as they had not scored a goal at Mile High since July 28 (a span of four games). The Galaxy had several scoring opportunities, but could not capitalize on them. The best opportunity came in the 71st minute when Cobi Jones received a through ball from defender Robin Fraser. Jones gathered the ball and was left with Colorado defender David Vaudreuil to beat. The 5-7, 145-pound speedster did just that, as he turned Vaudreuil inside-out, but defender Peter Vermes was able to cover and send Jones' shot off his back to block the potential equalizing goal.

LOS ANGELES GALAXY

LINE-UP

COLORADO RAPIDS

22	GK	Kevin Hartman
23	D	Daniel Hernandez
20	D	Paul Caligiuri
17	D	Ezra Hendrickson (Steve Jolley '81)
3	D	Greg Vanney
12	M	Simon Elliott
16	M	Joe Franchino
10	M	Mauricio Cienfuegos
21	M	Roy Myers
14	F	Clint Mathis
29	F	Seth George (Zak Ibsen '63)



24	GK	Ian Feur
7	D	David Vaudreuil
8	D	Tim Martin
6	D	Peter Vermes
14	D	Chris Martinez
22	M	Joey DiGiamarino
15	M	Tahj Jakins
20	M	Ross Paule
10	F	Anders Limpar (Kevin Anderson '74)
13	F	Wolde Harris (Marquis White '80)
11	F	Jorge Dely Valdes



2

September 25, 1999
Galaxy Game # 29 - Home Game # 15
Rose Bowl
Attendance: 29,161



0

GOALS

Wood (Moore) '17
Peay (Albright) '56

STATISTICS

12	SHOTS	16
5	SHOTS ON GOAL	5
5	SAVES	3
27	FOULS	13
2	OFFSIDES	10
5	CORNER KICKS	5

NONE

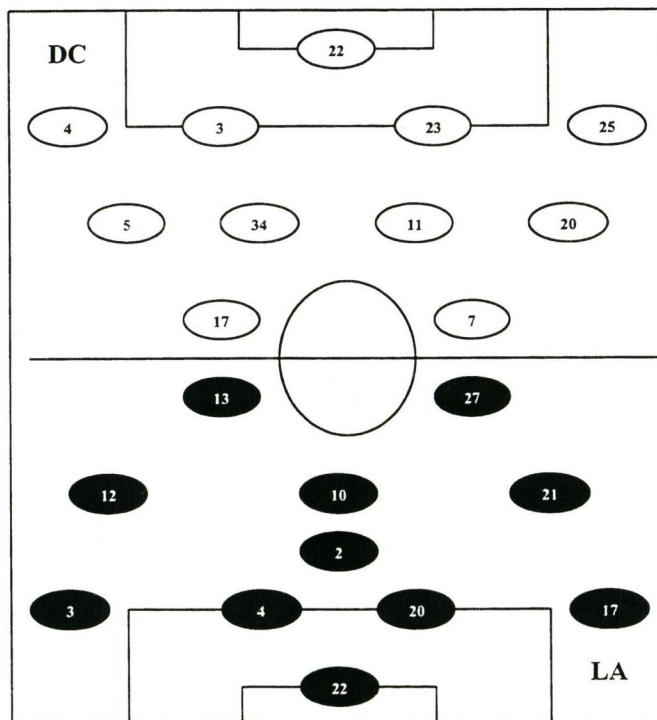
GOALS
CAUTIONS/EJECTIONS

Cienfuegos	C	Tackle f / Behind	'10
Otero	C	Tackle f / Behind	'29
Peay	C	Tackle f / Behind	'33
Peña	C	Shirt pulling	'48
Aunger	C	Foul tackle	'68
Talley	C	Foul tackle	'71

GAME SUMMARY - The Los Angeles Galaxy Major League Soccer (MLS) Club was defeated by D.C. United, 2-0, in front of 29,161 fans on a cool Saturday night at the Rose Bowl. A.J. Wood scored the game-winning goal to lead United past the Galaxy in a battle between the league's top ranked clubs. Defender Clint Peay added an insurance goal giving D.C. United its eleventh straight victory. The Los Angeles Galaxy (18-11, 48 points) dropped its second game in a row but managed to remain in first place in the Western Conference. Twenty-seven fouls and four yellow card cautions in the match for United knocked the Galaxy time and again out of its free flowing offensive style. D.C. United forward A.J. Wood, who registered his eighth goal of the season, opened the scoring in the 17th minute with an assist from Jason Moore. Woods' shot deflected partially off of Galaxy defender Robin Fraser and under the outstretched arms of a diving Kevin Hartman. An Albright throw-in found the foot of Clint Peay, who unleashed a near post shot catching Hartman off guard for United's second goal in the 56th minute.

D.C. UNITED
LINE-UP
LOS ANGELES GALAXY

22	GK	Tom Presthus (Mark Simpson '46)
4	D	Diego Sonora (Jeff Agoos '46)
3	D	Carey Talley
23	D	Eddie Pope
25	D	Clint Peay
5	M	Geoff Aunger
34	M	Antonio Otero
11	M	Jason Moore (Judah Cooks '88)
20	M	John Maessner (Roy Lassiter '46)
17	F	Chris Albright
7	F	A.J. Wood



22	GK	Kevin Hartman
17	D	Ezra Hendrickson
20	D	Paul Caligiuri
4	D	Robin Fraser
3	D	Greg Vanney
21	M	Roy Myers (Marvin Quijano '77)
2	M	Danny Peña (Jorge Salcedo '62)
10	M	Mauricio Cienfuegos
12	M	Simon Elliott (Clint Mathis '46)
27	F	Carlos Hermosillo
13	F	Cobi Jones

LOS ANGELES GALAXY – GAME-BY-GAME SUMMARY



0

September 29, 1999
Galaxy Game # 30 - Home Game # 16
Rose Bowl
Attendance: 10,098



4

GOALS

NONE

STATISTICS

7	SHOTS	14
0	SHOTS ON GOAL	6
1	SAVES	0
12	FOULS	11
4	OFFSIDES	10
4	CORNER KICKS	2

GOALS

Jolley (Vanney) '5
Jones (Cienfuegos) '36
Jones (Hendrickson / Mathis) '56
George (Quijano) '89

CAUTIONS/EJECTIONS

NONE

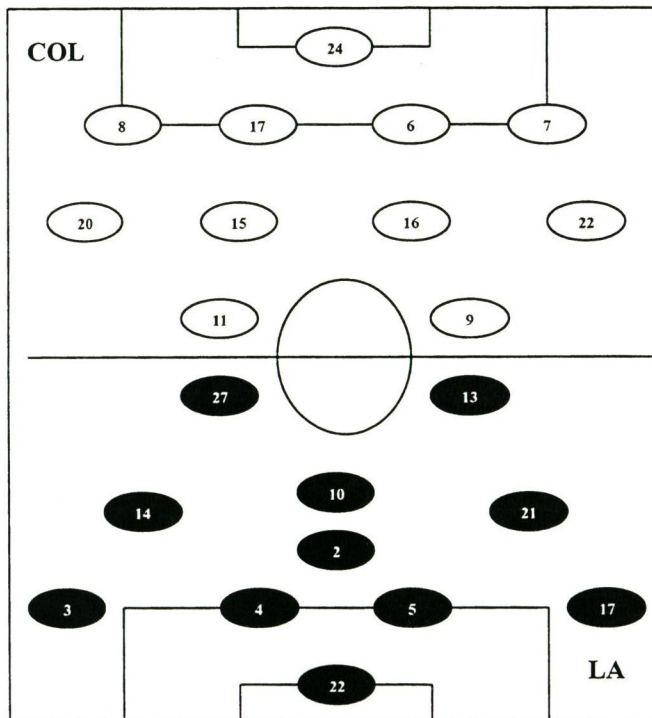
GAME SUMMARY - Galaxy forward Cobi Jones scored two goals to lead the Los Angeles Galaxy Major League Soccer (MLS) Club past the Colorado Rapids, 4-0, in front of 10, 098 fans on a hot Wednesday night at the Rose Bowl. Steve Jolley's goal in the 5th minute proved to be the game-winning goal, but the Galaxy did not rest as the club added goals by Jones (2) and Seth George. The Los Angeles Galaxy (19-11, 51 points) increased its hold of first place in the Western Conference with tonight's three-point victory over the Rapids. The Galaxy extended its lead in the West to four points over Colorado, six points over Dallas and seven points over Chicago. The win marks the Galaxy's tenth at home versus the Western Conference, earning the club an undefeated record against the West at the Rose Bowl. Galaxy goalkeeper Kevin Hartman strengthened his position in the hunt for Pepsi Goalkeeper of the Year award by registering his tenth shutout of the season. Hartman also lowered his league leading goals-against-average (GAA) to 0.84, which would shatter Chicago's Zach Thornton's single season record of 1.17 (GAA) set in 1998.

COLORADO RAPIDS

LINE-UP

LOS ANGELES GALAXY

24	GK	Ian Feuer
8	D	Tim Martin
17	D	Marcelo Balboa
6	D	Peter Vermes
7	D	David Vaudreuil
20	M	Ross Paule (Kevin Anderson '73)
15	M	Tahj Jakins
16	M	Darren Sawatzky (Marquis White '54)
22	M	Joey DiGiamarino
11	F	Jorge Dely Valdes (Wolde Harris '63)
9	F	Paul Bravo



22	GK	Kevin Hartman
17	D	Ezra Hendrickson
5	D	Steve Jolley
4	D	Robin Fraser
3	D	Greg Vanney
21	M	Roy Myers (Simon Elliott '59)
2	M	Danny Peña
10	M	Mauricio Cienfuegos
14	M	Clint Mathis
13	F	Cobi Jones (Marvin Quijano '67)
27	F	Carlos Hermosillo (Seth George '75)



3

October 3, 1999
 Galaxy Game # 31 - Away Game # 15
 Cotton Bowl
 Attendance: 13,208



4

GOALS

Hermosillo (Elliott / Mathis) '26
 Pollard (own goal) '30
 Hermosillo (Mathis / Cienfuegos) '44

STATISTICS

9	SHOTS	23
4	SHOTS ON GOAL	14
10	SAVES	2
24	FOULS	12
1	OFFSIDES	0
3	CORNER KICKS	8

GOALS

Kreis (Unassisted) '7
 Kreis (penalty kick) '64
 Deering (Unassisted) '73
 Farrer (Kreis) '77

CAUTIONS/EJECTIONS

Jolley	C	Foul tackle	'11
Jones	C	Tackle f / Behind	'18
Elliot	C	Conduct	'37
Kreis	C	Dangerous Play	'66

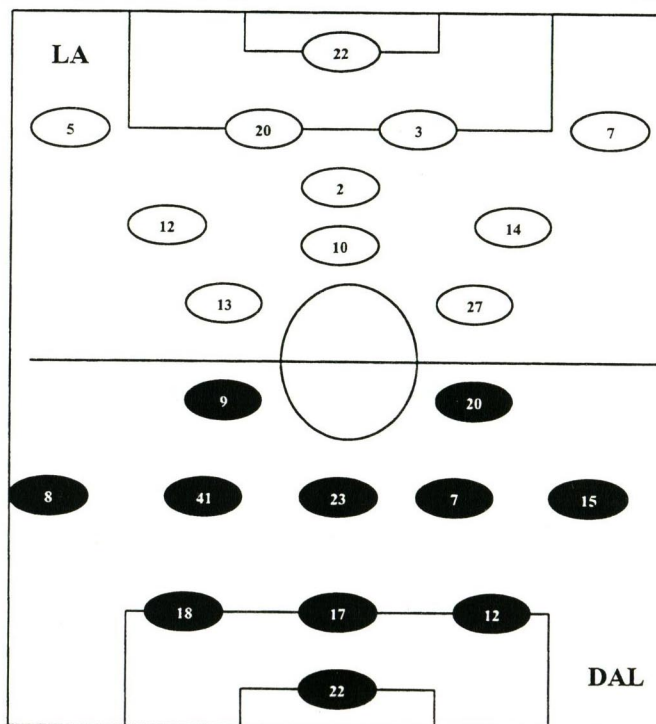
GAME SUMMARY - The Los Angeles Galaxy Major League Soccer (MLS) club conceded three second-half goals including a Richard Farrer game-winning goal and watched an opportunity to secure first place in the Western Conference and home-field advantage throughout the playoffs slip through their fingers. The Galaxy, which had won eight of the last ten games against the Dallas Burn, were defeated, 4-3, in front of 13,206 at the Cotton Bowl. Farrer tallied the game-winner in the 77th minute, when he played a give-and-go with Jason Kreis, releasing him free in the box. Farrer received the ball in the goalie box and calmly made a quick move past the onrushing Galaxy 'keeper Kevin Hartman. The Los Angeles Galaxy (19-12, 51 points) had a two goal lead going into the locker room at the half, but gave up three unanswered goals in an unfocused second half performance. Galaxy goalkeeper Kevin Hartman faced a season high 14 shots on goal, making 10 saves on the day including saving one of two penalty kicks.

LOS ANGELES GALAXY

LINE-UP

DALLAS BURN

22 GK Kevin Hartman
 5 D Steve Jolley
 (Ezra Hendrickson '79)
 20 D Paul Caligiuri
 3 D Greg Vanney
 7 D Zak Ibsen
 (Robin Fraser '61)
 14 M Clint Mathis
 2 M Danny Peña
 10 M Mauricio Cienfuegos
 12 M Simon Elliott
 (Joe Franchino '81)
 13 F Cobi Jones
 27 F Carlos Hermosillo



22 GK Matt Jordan
 18 D Richard Farrer
 17 D Jorge Rodriguez
 12 D Brandon Pollard
 23 M Sergi Daniv
 15 M Chad Deering
 7 M Mark Santel
 (Paul Broome '21)
 41 M Ted Eck
 8 M Oscar Pareja
 (Brian Haynes '86)
 20 F Ariel Graziani
 (Dante Washington '90)
 9 F Jason Kreis

LOS ANGELES GALAXY – GAME-BY-GAME SUMMARY



1

October 9, 1999
Galaxy Game # 32 - Away Game # 16
Arrowhead Stadium
Attendance: 14,845



0

GOALS

Hendrickson (Myers) '25

STATISTICS

10	SHOTS	16
6	SHOTS ON GOAL	5
5	SAVES	4
24	FOULS	13
8	OFFSIDES	2
4	CORNER KICKS	4

GOALS

NONE

CAUTIONS/EJECTIONS

Peña	C	Foul tackle	'15
Bowers	C	Shirt Pulling	'17
Johnson	C	Dangerous Play	'35
Vanney	C	Professional Foul	'55
George	C	Dissent	'57
Fraser	C	Professional Foul	'70

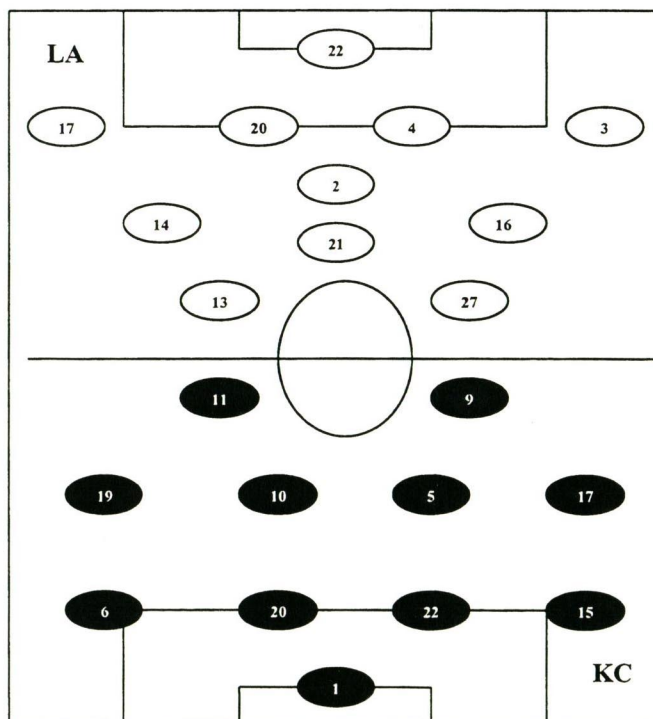
GAME SUMMARY - The Los Angeles Galaxy Major League Soccer (MLS) Club clinched the Western Conference regular season title defeating the Kansas City Wizards, 1-0, in front of 14,845 fans on a muggy Saturday night at Arrowhead Stadium. Galaxy defender Ezra Hendrickson scored the game-winning goal in the 25th minute, striking a cannon to the near post past Wizards goalkeeper Tony Meola. In the 25th minute, Los Angeles Hendrickson, who registered his fourth goal of the season, scored what would stand up as the game-winning goal. Midfielder Roy Myers, on the right wing, challenged and beat three defenders before touching a pass forward. Cutting into the box, Hendrickson ran on to the pass and blasted a shot to the near side beating Meola, who was barley able raise a hand to the shot. Galaxy goalkeeper Kevin Hartman, the league's top contender for goalkeeper of the year, contributed another superb performance, registering his eleventh clean sheet of the season by saving five of five shots on goal.

LOS ANGELES GALAXY

LINE-UP

KANSAS CITY WIZARDS

22	GK	Kevin Hartman
17	D	Ezra Hendrickson
20	D	Paul Caligiuri
4	D	Robin Fraser
3	D	Greg Vanney
21	M	Roy Myers (Zak Ibsen '81)
2	M	Danny Peña (Simon Elliott '46)
14	M	Clint Mathis
16	M	Joe Franchino
13	F	Cobi Jones
27	F	Carlos Hermosillo (Seth George '33)



1	GK	Tony Meola (Chris Snitko '46)
15	D	Scott Vermillion (Chris Brown '64)
22	D	Alexi Lalas
20	D	Uche Okafor
6	D	Sean Bowers
17	M	Chris Klein
5	M	Brian Johnson (Vicente Figueroa '46)
10	M	Mo Johnston
19	M	Chris Henderson
9	F	Alex Bunbury
11	F	Preki

FINAL 1999 MLS REGULAR SEASON STATS

FINAL STANDINGS

Eastern Conference

TEAM	W	L	PTS	GF	GA	SOW	STREAKS	LAST 10
1-D.C. United	23	9	57	65	43	6	Lost 2	8-2
2-Columbus Crew	19	13	45	48	39	6	Lost 2	5-5
3-Tampa Bay Mutiny	14	18	32	51	50	5	Lost 1	5-5
4-Miami Fusion	13	19	29	42	59	5	Won 2	4-6
N.E. Revolution	12	20	26	38	53	5	Won 2	4-6
MetroStars	7	25	15	32	64	3	Lost 1	2-8

Western Conference

TEAM	W	L	PTS	GF	GA	SOW	STREAKS	LAST 10
1-Los Angeles Galaxy	20	12	54	49	29	3	Won 1	6-4
2-Dallas Burn	19	13	51	54	35	3	Won 5	8-2
3-Chicago Fire	18	14	48	51	36	3	Won 2	6-4
4-Colorado Rapids	20	12	48	38	39	6	Lost 2	4-6
San Jose Clash	19	13	37	48	49	10	Won 1	7-3
Kansas City Wizards	8	24	20	33	53	2	Lost 7	2-8

BUDWEISER LEADING SCORERS

NAME	TEAM(S)	GAMES	GOALS	ASSISTS	POINTS
1 Jason Kreis	DAL	32	18	15	51
2 Roy Lassiter	DC	30	18	11	47
3 Ronald Cerritos	SJ	31	15	9	39
4 Stern John	CLB	28	18	2	38
Joe-Max Moore	NE	29	15	8	38
6 Ante Razov	CHI	30	14	7	35
7 Jaime Moreno	DC	25	10	13	33
Raul Diaz Arce	TB*	31	13	7	33
9 Musa Shannon	TB	27	12	5	29
Jeff Cunningham	CLB	28	12	5	29
11 Steve Ralston	TB	32	5	18	28
12 Henry Gutierrez	MIA	30	6	14	26
Jorge Dely Valdes	COL	32	10	6	26
14 Marco Etcheverry	DC	22	4	17	25
Preki	KC	30	7	11	25
16 Cobi Jones	LA	28	8	8	24
Wolde Harris	COL	29	8	8	24
18 Welton	MIA*	29	8	7	23
Mauricio Cienfuegos	LA	30	3	17	23
Carlos Valderrama	TB*	31	4	15	23

GOALKEEPING LEADERS (Minimum 1,000 minutes)

NAME	TEAM(S)	GP	MIN	SHTS	SVS	C/P	GA	GAA	W	L	SO
1 Kevin Hartman	LA	32	2870	150	118	85	29	0.91	20	12	11
2 Marcus Hahneemann	COL	13	1170	85	68	60	14	1.08	10	3	4
3 Matt Jordan	DAL	29	2584	172	133	124	31	1.08	17	11	11
4 Zach Thornton	CHI	30	2633	137	99	93	32	1.09	17	12	7
5 Mark Dougherty	CLB	31	2745	152	106	104	35	1.15	18	12	6
6 Ian Feuer	COL	19	1696	99	70	63	23	1.22	10	9	8
7 Scott Garlick	TB	28	2471	193	152	121	36	1.31	14	13	5
8 Joe Cannon	SJ	24	2160	129	95	76	32	1.33	14	10	4
9 Tom Presthus	DC	26	2227	129	88	87	34	1.37	16	8	3
10 Chris Snitko	KC	16	1395	95	66	57	26	1.68	4	10	2
11 Jeff Cassar	MIA	15	1304	83	45	62	25	1.73	5	10	3
12 Garth Lagerwey	MIA	16	1306	107	77	42	27	1.86	7	7	3
13 Walter Zenga	NE	25	2071	140	87	105	45	1.96	5	13	2
14 Mike Ammann	MET	24	2138	155	91	73	51	2.15	6	17	2

TEAM ATTENDANCE TOTALS

TEAM	OVERALL RECORD	GAMES	HOME TOTAL	AVERAGE	GAMES	ROAD TOTAL	AVERAGE
Columbus Crew	19-13	16	283,129	17,696	16	233,379	14,586
Los Angeles Galaxy	20-12	16	282,113	17,632	16	211,658	13,229
D.C. United	23-9	16	278,711	17,419	16	302,434	18,902
N.E. Revolution	12-20	16	267,752	16,735	16	249,271	15,579
Chicago Fire	18-14	16	256,261	16,016	16	226,068	14,129
San Jose Clash	19-13	16	239,350	14,959	16	195,411	12,213
MetroStars	7-25	16	235,301	14,706	16	230,602	14,413
Colorado Rapids	20-12	16	224,459	14,029	16	198,883	12,430
Tampa Bay Mutiny	14-18	16	209,700	13,106	16	233,142	14,571
Dallas Burn	19-13	16	195,381	12,211	16	208,346	13,022
Miami Fusion	13-19	16	139,021	8,689	16	261,679	16,355
Kansas City Wizards	8-24	16	130,924	8,183	16	191,229	11,952
OVERALL		192	2,742,102	14,282			

GOAL-SCORING TOTALS

TEAM	OVERALL RECORD	GOALS TOTAL	FOR AVG	GOALS TOTAL	AGAINST AVG
D.C. United	23-9	65	2.03	43	1.34 (6th)
Dallas Burn	19-13	54	1.69	35	1.09 (2nd)
Tampa Bay Mutiny	14-18	51	1.59	50	1.56 (8th)
Chicago Fire	18-14	51	1.59	36	1.13 (3rd)
Los Angeles Galaxy	20-12	49	1.53	29	0.91 (1st)
Columbus Crew	19-13	48	1.50	39	1.22 (4th)
San Jose Clash	19-13	48	1.50	49	1.53 (7th)
Miami Fusion	13-19	42	1.31	59	1.84 (11th)
Colorado Rapids	20-12	38	1.19	39	1.22 (4th)
N.E. Revolution	12-20	38	1.19	53	1.66 (9th)
Kansas City Wizards	8-24	33	1.03	53	1.66 (9th)
MetroStars	7-25	32	1.00	64	2.00 (12th)
OVERALL		549	2.86	GOALS PER GAME	

GOAL-SCORING LEADERS

	NAME	TEAM(S)	GAMES	GOALS
1	Stern John	CLB	28	18
	Roy Lassiter	DC	30	18
	Jason Kreis	DAL	32	18
4	Joe-Max Moore	NE	29	15
	Ronald Cerritos	SJ	31	15
6	Ante Razov	CHI	30	14
7	Raul Diaz Arce	TB*	31	13
8	Musa Shannon	TB	27	12
	Jeff Cunningham	CLB	28	12
10	Diego Serna	MIA	21	10
	Jaime Moreno	DC	25	10
	Giovanni Savarese	NE	27	10
	Josh Wolff	CHI	28	10
	Jorge Dely Valdes	COL	32	10
15	Carlos Hermosillo	LA	16	8
	A.J. Wood	DC	24	8
	Cobi Jones	LA	28	8
	Welton	MIA*	29	8
	Wolde Harris	COL	29	8

ASSIST LEADERS

	NAME	TEAM(S)	GAMES	ASTS
1	Steve Ralston	TB	32	18
2	Marco Etcheverry	DC	22	17
	Mauricio Cienfuegos	LA	30	17
4	Carlos Valderrama	TB*	31	15
	Jason Kreis	DAL	32	15
6	Eddie Lewis	SJ	29	14
	Henry Gutierrez	MIA	30	14
8	Jaime Moreno	DC	25	13
9	Robert Warzycha	CLB	28	12
10	Ben Olsen	DC	28	11
	Roy Lassiter	DC	30	11
	Preki	KC	30	11
13	Roman Kosecki	CHI	25	10
	Brian McBride	CLB	25	10
15	Ross Paule	COL	26	9
	Jeff Baicher	NE*	30	9
	Mauricio Ramos	TB	30	9
	Ronald Cerritos	SJ	31	9

SHOT LEADERS

	NAME	TEAM(S)	GAMES	SHOTS
1	Jason Kreis	DAL	32	114
2	Stern John	CLB	28	104
3	Preki	KC	30	97
4	Mauricio Ramos	TB	30	95
5	Ante Razov	CHI	30	90

SHOT ON GOAL LEADERS

	NAME	TEAM(S)	GAMES	SHOTS
1	Jason Kreis	DAL	32	57
2	Ante Razov	CHI	30	49
3	Joe-Max Moore	NE	29	47
	Roy Lassiter	DC	30	47
5	Stern John	CLB	28	45
	Ronald Cerritos	SJ	31	45

GAME-WINNING GOAL LEADERS

	NAME	TEAM(S)	GAMES	GWG
1	Ante Razov	CHI	30	7
	Jorge Dely Valdes	COL	32	7
3	Jason Kreis	DAL	32	6
4	Jaime Moreno	DC	25	5
	Joe-Max Moore	NE	29	5

GAME-WINNING ASSIST LEADERS

	NAME	TEAM(S)	GAMES	GWA
1	Mauricio Cienfuegos	LA	30	8
2	Jason Kreis	DAL	32	7
3	Jaime Moreno	DC	25	5
	Ross Paule	COL	26	5
	Eddie Lewis	SJ	29	5
	Roy Lassiter	DC	30	5

SHOOTOUT GOAL LEADERS

	NAME	TEAM(S)	GAMES	SOG
1	Ronald Cerritos	SJ	31	9
2	Joey DiGiamarino	COL	26	6
3	Jaime Moreno	DC	25	5
	Jamie Clark	SJ	26	5
	Stern John	CLB	28	5
	Eddie Lewis	SJ	29	5
	Welton	MIA*	29	5
	Steve Ralston	TB	32	5

HAT TRICK LEADERS

	NAME	TEAM(S)	GAMES	HATS
1	Stern John	CLB	28	2
2	Jason Kreis	DAL	32	1

BLOCK LEADERS

	NAME	TEAM(S)	GAMES	BLOCKS
1	Mark Semioli	MET	24	7
2	Mohammad Khakpour	MET	14	4
	Brandon Pollard	DAL	31	4
	Mike Lapper	CLB	31	4

FOULS COMMITTED LEADERS

	NAME	TEAM(S)	GAMES	FOULS
1	Matt McKeon	COL	28	80
2	Geoff Augner	DC	25	75
3	Ben Olsen	DC	28	65
4	Wade Barrett	SJ	31	60
5	Richie Williams	DC	23	56
	Jeff Baicher	NE*	30	56

FOULS SUFFERED LEADERS

	NAME	TEAM(S)	GAMES	FS
1	Cobi Jones	LA	28	80
2	Preki	KC	30	77
3	Jaime Moreno	DC	25	74
4	Roman Kosecki	CHI	25	66
	Joe-Max Moore	NE	29	66
	Jeff Baicher	NE*	30	66

OFFSIDE LEADERS

	NAME	TEAM(S)	GAMES	OFFS
1	Roy Lassiter	DC	30	43
2	Stern John	CLB	28	37
	Raul Diaz Arce	TB*	31	37

CORNER KICK LEADERS

	NAME	TEAM(S)	GAMES	CKS
1	Marco Etcheverry	DC	22	122
2	Steve Ralston	TB	32	121
3	Henry Gutierrez	MIA	30	119

CAUTION LEADERS

	NAME	TEAM(S)	GAMES	CAUT
1	Danny Pena	LA	27	10
2	Matt McKeon	COL	28	9
	Jeff Baicher	NE*	30	9

EJECTIONS LEADERS

	NAME	TEAM(S)	GAMES	EJECT
1	Steve Tritttschuh	TB*	12	2
	Carlos Llamasa	DC	17	2
	Carlos Parra	NE*	21	2
	Uche Okafor	KC	26	2
	Lubos Kubik	CHI	27	2
	Scott Garlick	TB	28	2
	Brian Kamler	MIA*	28	2

GAMES PLAYED LEADERS

	NAME	TEAM(S)	GAMES PLAYED
1	Jorge Dely Valdes	COL	32
	Kevin Hartman	LA	32
	Jason Kreis	DAL	32
	Richard Mulrooney	SJ	32
	Steve Ralston	TB	32
	Peter Vermes	COL	32

MINUTES PLAYED LEADERS

	NAME	TEAM(S)	MINUTES PLAYED
1	Peter Vermes	COL	2880
2	Steve Ralston	TB	2872
3	Kevin Hartman	LA	2870
4	Jason Kreis	DAL	2815

POINT STREAK LEADERS

	NAME	TEAM	STREAK GAMES	DATES START	END
1	Roy Lassiter	DC	8	04/24/99	06/16/99
2	Roy Myers	LA	6	06/12/99	07/28/99
3	Raul Diaz Arce	TB	5	08/18/99	09/17/99
	Raul Diaz Arce	TB	5	07/08/99	08/08/99
	Marco Etcheverry	DC	5	03/20/99	05/01/99
	Henry Gutierrez	MIA	5	06/10/99	07/24/99
	Jason Kreis	DAL	5	05/08/99	06/12/99
	Jaime Moreno	DC	5	08/25/99	10/06/99
	Ben Olsen	DC	5	08/11/99	09/04/99
	Musa Shannon	TB	5	04/03/99	05/08/99
	Carlos Valderrama	TB	5	07/22/99	08/13/99

GOAL STREAK LEADERS

	NAME	TEAM	STREAK GAMES	DATES START	END
1	Roy Lassiter	DC	6	04/24/99	06/05/99
2	Raul Diaz Arce	TB	5	07/08/99	08/08/99
	Musa Shannon	TB	5	04/03/99	05/08/99
4	Raul Diaz Arce	TB	4	08/22/99	09/17/99
	Ariel Graziani	DAL	4	08/18/99	09/11/99
	Stern John	CLB	4	06/26/99	07/10/99
	Diego Serna	MIA	4	05/15/99	06/05/99

ASSIST STREAK LEADERS

	NAME	TEAM	STREAK GAMES	DATES START	END
1	Marco Etcheverry	DC	5	03/20/99	05/01/99
	Carlos Valderrama	TB	5	07/22/99	08/13/99
3	Mauricio Cienfuegos	LA	4	06/06/99	07/04/99
	Henry Gutierrez	MIA	4	06/13/99	07/24/99
	Peter Nowak	CHI	4	07/02/99	07/31/99
	Steve Ralston	TB	4	07/03/99	07/29/99
	Mauricio Ramos	TB	4	04/18/99	05/15/99